Ge Tooling

WWW.GETOOLING.IT

CATALOGUE 2024

CERTIFICATE

Reg. Number	1238 - A	Valid From	2022-03-21
First issue date	1999-11-09	Last change date	2022-05-17
Valid Until	2025-04-30	IAF Sector	29

Quality Management System Certificate

ISO 9001:2015

We certify that the Quality Management System of the Organization:

GE TOOLING S.r.l.

Is in compliance with the standard UNI EN ISO 9001:2015 for the following products/services:

High precision metal cutting tools trading of standard catalogue and customized products based on customers' specifics.

President
Giampiero Belcredi

TRUE COPY

The maintaining of the certification is subject to annual surveillance and dependent on the observance of Kiwa Cermet Italia contractual requirements.
This certificate is composed of 1 page.

Kiwa Cermet Italia S.p.A.
Società con socio unico, soggetta all'attività di direzione e coordinamento di Kiwa Italia Holding Srl
Via Cadriano, 23
40057 Granarolo dell'Emilia (BO)
Tel +39.051.459.3.111
Fax +39.051.763.382
E-mail: info@kiwacermet.it
www.kiwa.it

GE TOOLING S.r.l.

Registered Headquarters
- Via Elsa Morante, 71 41123 Modena Italia

Certified Sites
- Via Elsa Morante, 71 41123 Modena Italia

SGQ N° 007A

INDICE - INDEX

MILLING	3
MINIMILL	23
MOULDMILL	35
MICROTOOLS AMS	41
MICROTOOLS	48
MINITOOLS	49
GROOVING	89
GE DRILLS	95
NICECUT	101
YES-DRILL	107
SLIM-CHUCK	115
INSERTS	121
SPEED-TIGER	133
RICAMBI	173
PARAMETRI INSERTI	177

MILLING



● **Disponibile - *Lieferbar* - On stock** ○ A richiesta - *Auf Anfrage* - On request

FRESE PER SPALLAMENTI _ *ECKFRÄSER* _ SHOULDER MILLING CUTTERS

ALTO AVANZAMENTO
HOCHVORSCHUB
HIGH FEED

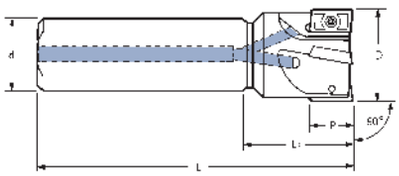

741 C / W.N

	D	d	L	L1	p	Z				KG		STOCK	PRICELIST on getooling.com
			(mm)										
741C W D10/2 N	10	10	80	28	5,2	2	APKT APMX 0602...	VT18	BT06	0,060		●	
741C W D12/3 N	12	12	80	30	5,2	3				0,080		●	
741C W D14/3 N	14	12	85	32	5,2	3				0,120		●	
741W W D16/4 N	16	16	85	35	5,2	4				0,160		●	
741W W D18/4 N	18	16	90	38	5,2	4				0,170		●	
741W W D20/5 N	20	20	90	40	5,2	5				0,300		●	
741W W D25/7 N	25	25	106	50	5,2	7				0,320		●	
741W W D32/8 N	32	25	124	64	5,2	8				0,560		●	

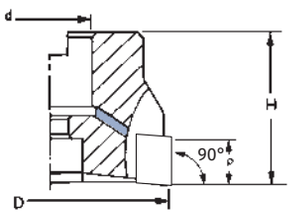

741 M.N

	D	d	H	p	z				KG		STOCK	PRICELIST on getooling.com
			(mm)									
741M W D32/8 N	32	16	40	5,2	8	APKT APMX 0602...	VT18	BT06	0,250		●	
741M W D40/10 N	40	16	40	5,2	10				0,270		●	
741M W D50/11 N	50	22	40	5,2	11				0,430		●	

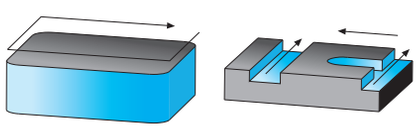

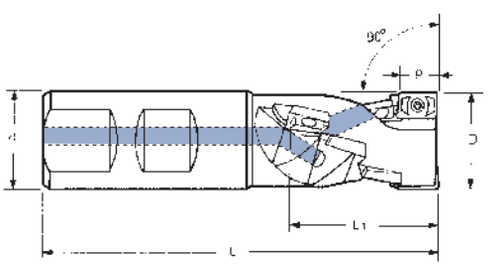

941 W

	D	dh6	L	L1	p	Fattore K	Z				KG		STOCK	PRICELIST on getooling.com
			(mm)											
941W W D16	16	16	80	19,8	5,2	2	8	APKT 0602...	VT18	BT06	0,160		●	
941W W D20	20	20	90	24,6	5,2	3	15				0,300		●	
941W W D25	25	25	100	29,4	5,2	5	30				0,320		●	

FRESE PER SPALLAMENTI _ *ECKFRÄSER* _ SHOULDER MILLING CUTTERS

ART. 740 W

ART. 740 W ECO

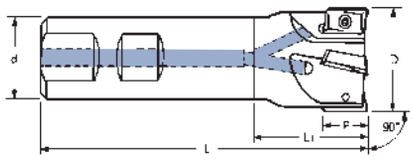

740 W 740 W ECO	D	d	L (mm)	L1	p	ß	z				KG		STOCK	PRICELIST on getooling.com
740W W D10/1	10	16	80	28	10	11,0°	1	APHT APHX APKT 1003...	VT25	BT08	0,100	💧	●	
740W W D11/1	11	16	80	28	10	11,0°	1				0,100	💧	●	
740W W D12/1	12	16	80	28	10	9,0°	1				0,120	💧	●	
740W W D13/1	13	16	80	28	10	8,5°	1				0,120	💧	●	
740W W D14/1	14	16	80	28	10	8,0°	1				0,120	💧	●	
740W W D15/2	15	16	85	28	10	4,0°	2				0,120	💧	●	
740W W D15,7/2	15,7	16	85	28	10	3,5°	2				0,120	💧	●	
740W W D16/2	16	16	85	37	10	3,5°	2				0,130	💧	●	
740W D16/2 ECO	16	16	85	37	10	3,5°	2				0,130	--	●	
740W W D17/2	17	16	85	37	10	3,0°	2				0,130	💧	●	
740W W D18/2	18	20	90	40	10	2,5°	2				0,170	💧	●	
740W W D19,5/3	19,5	20	90	40	10	1,5°	3				0,180	💧	●	
740W W D19,7/3	19,7	20	90	40	10	1,5°	3				0,180	💧	●	
740W W D20/3	20	20	90	40	10	1,5°	3				0,200	💧	●	
740W D20/3 ECO	20	20	90	40	10	1,5°	3				0,200	--	●	
740W W D22/3	22	25	95	49	10	1,5°	3				0,220	💧	●	
740W W D24,7/4	24,7	25	95	49	10	0,9°	4				0,320	💧	●	
740W W D25/3	25	25	105	49	10	0,9°	3				0,320	💧	●	
740W W D25/4	25	25	105	49	10	0,9°	4				0,340	💧	●	
740W D25/4 ECO	25	25	105	49	10	0,9°	4				0,340	--	●	
740W W D28/4	28	25	105	49	10	0,9°	4				0,340	💧	●	
740W W D30/4	30	25	105	49	10	0,8°	4				0,340	💧	●	
740W W D31,7/5	31,7	25	110	54	10	0,6°	5				0,360	💧	●	
740W W D32/5	32	25	110	54	10	0,6°	5				0,380	💧	●	
Serie lunga - *Lange Ausführung* - Long models														
740W WL D10/1	10	16	150	50	10	11,0°	1	APHT APHX APKT 1003...	VT25	BT08	0,200	💧	●	
740W WL D12/1	12	16	150	50	10	9,0°	1				0,200	💧	●	
740W WL D16/2	16	16	150	100	10	3,5°	2				0,210	💧	●	
740W WL D18/2	18	16	150	50	10	2,5°	2				0,330	💧	●	
740W WL D20/3	20	20	150	100	10	1,5°	3				0,330	💧	●	
740W WL D25/4	25	20	150	100	10	0,9°	4				0,350	💧	●	
740W WL D32/5	32	25	150	55	10	0,6°	5				0,560	💧	●	

ART. 740 M

ART. 740 M ECO

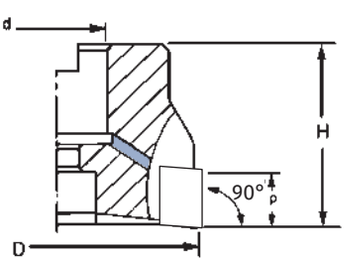

740 M 740 M ECO	D	d	H (mm)	p	ß	z				KG		STOCK	PRICELIST on getooling.com
740M W D40/6	40	16	40	10	–	6	APHT APHX APKT 1003...	VT25	BT08	0,270	💧	●	
740M D40/6 ECO	40	16	40	10	–	6				0,270	--	●	
740M W D50/7	50	22	40	10	–	7				0,430	💧	●	
740M D50/7 ECO	50	22	40	10	–	7				0,430	--	●	
740M W D63/8	63	22	40	10	–	8				0,610	💧	●	
740M W D80/11	80	27	50	10	–	11				1,220	💧	●	
740M W D100/12	100	32	50	10	–	12				1,980	💧	●	

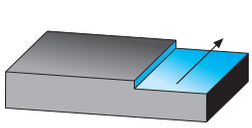

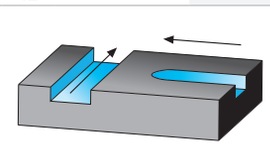

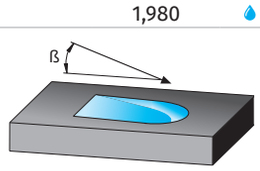

● Disponibile - *Lieferbar* - On stock ○ A richiesta - *Auf Anfrage* - On request

FRESE A RICCIO _ *SCHAFTSCHRUPPFRÄSER* _ HELICAL END MILLS

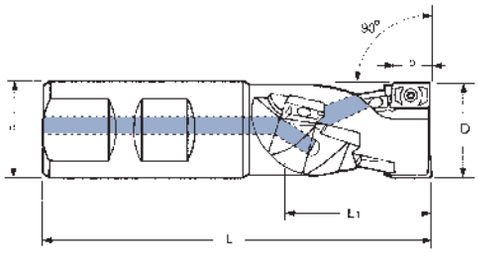

900 W	D	d	L (mm)	L1 (mm)	p (mm)	Fattore K	z				KG		STOCK	PRICELIST on getooling.com
900W W D20	20	20	87	28	10	1	4	APHT APHX APKT 1003...	VT25	BT08	0,200		●	
900W W D25	25	25	105	37	10	2	8				0,360		●	
900W W D32/2	32	32	115	46	10	2	10				0,600		●	
900W W D32/3	32	32	115	46	10	3	15				0,600		●	
900W W D40	40	32	130	55	10	3	18				0,780		●	

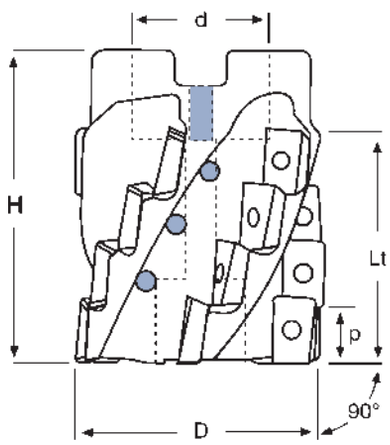

900 M	D	d	H (mm)	Lt (mm)	p (mm)	Fattore K	z				KG		STOCK	PRICELIST on getooling.com
900M W D40	40	16	50	37	10	3	12	APHT APHX APKT 1003...	VT25	BT08	0,250		●	
900M W D50	50	22	60	46	10	3	15				0,510		●	
900M W D63	63	27	60	46	10	4	20				0,940		●	

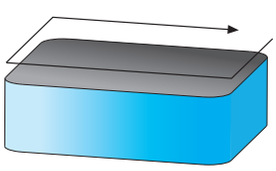

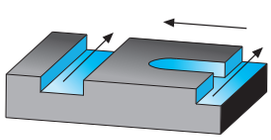

FRESE PER SPALLAMENTI _ *ECKFRÄSER* _ SHOULDER MILLING CUTTERS

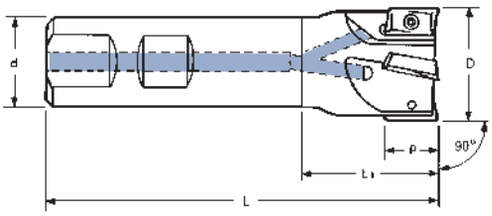

730 W	D	d	L (mm)	L1 (mm)	p (mm)	ß	z				KG		STOCK	PRICELIST on getooling.com
730W W D25/2	25	25	100	44	17	3,5°	2	APHT APHX APKT 1604...	VT40	BT15	0,380		●	
730W W D32/3	32	32	110	50	17	2,0°	3				0,640		●	
730W W D40/4	40	32	115	45	17	1,5°	4				0,760		●	
Serie lunga - *Lange Ausführung* - Long models														
730W WL D22/2	22	20	200	145	17	3,3°	2	APHT APHX APKT 1604...	VT40	BT15	0,440		●	
730W WL D25/2	25	25	200	140	17	3,5°	2				0,640		●	
730W WL D32/3	32	32	200	140	17	2,0°	3				1,120		●	
730W WL D40/4	40	32	200	60	17	1,5°	4				1,300		●	

ART. 730 M

ART. 730 M ECO

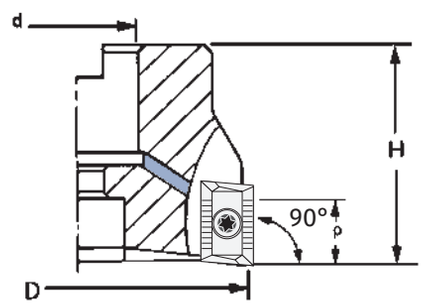

730 M 730 M ECO	D	d	H (mm)	p (mm)	ß	z				KG		STOCK	PRICELIST on getooling.com
730M W D40/4	40	16	40	17	1,8°	4	APHT APHX APKT 1604...	VT40	BT15	0,210		●	
730M D40/4 ECO	40	16	40	17	1,8°	4				0,210	--	●	
730M W D50/5	50	22	40	17	1,0°	5				0,290		●	
730M D50/5 ECO	50	22	40	17	1,0°	5				0,290	--	●	
730M W D63/6	63	22	40	17	0,7°	6				0,530		●	
730M D63/6 ECO	63	22	40	17	0,7°	6				0,530	--	●	
730M W D80/7	80	27	50	17	0,6°	7				1,180		●	
730M W D100/8	100	32	50	17	0,4°	8				1,670		●	
730M W D125/9	125	40	63	17	0,3°	9				3,110		●	
730M D160/10	160	40	63	17	–	10				5,280	--	●	
730M D200/12	200	60	63	17	–	12				10,200	--	●	
730M D250/16	250	60	63	17	–	16				13,810	--	●	

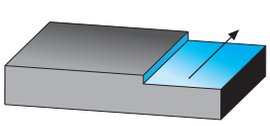

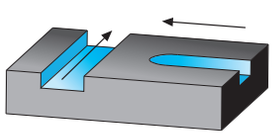

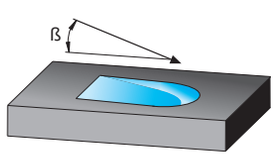

● **Disponibile - *Lieferbar* - On stock** ○ A richiesta - *Auf Anfrage* - On request

FRESE A RICCIO _ *SCHAFTSCHRUPPFRÄSER* _ HELICAL END MILLS

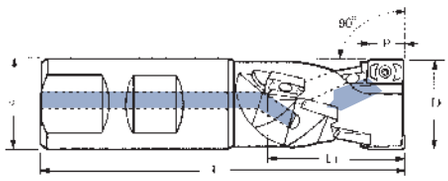

850 W	D	d	L (mm)	L1 (mm)	p (mm)	Fattore K	z				KG		STOCK	PRICELIST on getooling.com
850W W D25	25	25	105	29	17	1	2	APHT APHX APKT 1604...	VT40	BT15	0,320		●	
850W W D32	32	32	115	44	17	2	6				0,520		●	
850W W D40	40	32	130	58	17	2	8				0,760		●	



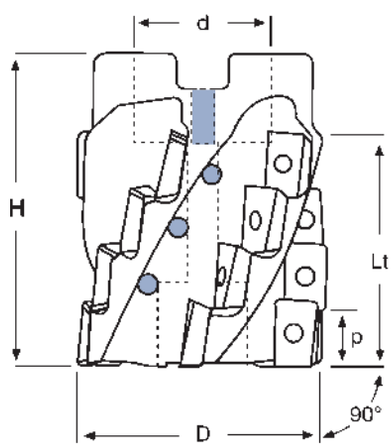

850 M	D	d	H (mm)	Lt (mm)	p (mm)	Fattore K	z				KG		STOCK	PRICELIST on getooling.com
850M W D50	50	27	56	30	16	3	6	APHT APHX APKT 1604...	VT40	BT15	0,460		●	
850M W D63	63	27	60	44	16	4	12				0,820		●	
850M W D80	80	32	60	44	16	5	15				1,380		●	
850M W D100	100	40	60	44	16	6	18				1,730		●	

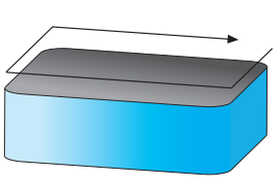

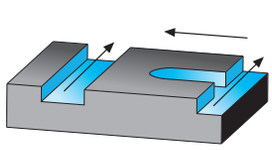

FRESE PER SPIANATURA 75° _ *PLANFRÄSER 75°* _ FACE MILLING CUTTERS 75°

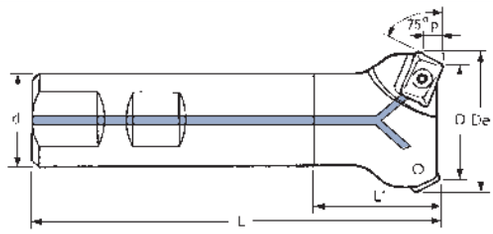

770 W

	D	De	d (mm)	L (mm)	L1 (mm)	p (mm)	z				KG		STOCK	PRICELIST on getooling.com
770W W D25/2	25	28,6	20	95	25	4	2	APHT APHX APKT 1003 ...	VT25	BT08	0,220		●	
770W W D32/3	32	35,6	25	95	25	4	3				0,320		●	
770W W D40/4	40	43,6	25	100	25	4	4				0,400		●	



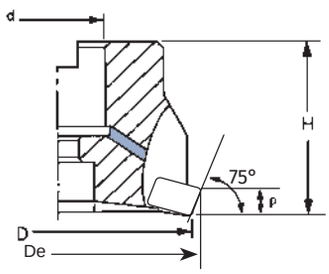

770 M

	D	De	d (mm)	H (mm)	p (mm)	z				KG		STOCK	PRICELIST on getooling.com
770M W D50/5	50	54	22	40	6,5	5	APHT APHX APKT 1003 ...	VT25	BT08	0,360		●	
770M W D63/6	63	67	22	40	6,5	6				0,600		●	

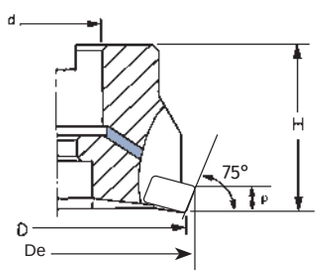

760 M

	D	De	d (mm)	H (mm)	p (mm)	z				KG		STOCK	PRICELIST on getooling.com
760M W D50/3	50	54	16	40	6,5	3	APHT APHX APKT 1604 ...	VT40	BT15	0,310		●	
760M W D63/4	63	67	22	40	6,5	4				0,540		●	
760M W D80/5	80	84	27	50	6,5	5				1,150		●	
760M W D100/6	100	104	32	50	6,5	6				1,800		●	
760M W D125/7	125	129	40	63	6,5	7				3,140		●	

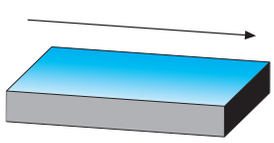

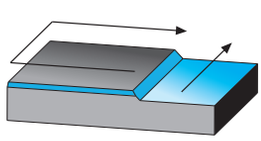

● **Disponibile - *Lieferbar* - On stock** ○ A richiesta - *Auf Anfrage* - On request

FRESE PER SPALLAMENTI _ *ECKFRÄSER* _ SHOULDER MILLING CUTTERS

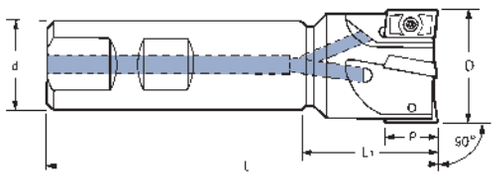

745 W

	D	d	L (mm)	L1 (mm)	p (mm)	ß	z				KG		STOCK	PRICELIST on getooling.com
745W W D20/3	20	20	100	30	9	4,0°	3	LNEX LNKX LNMX 1006...	VT30 745	BT09	0,220		●	
745W W D25/3	25	25	115	35	9	3,5°	3				0,400		●	
745W W D32/4	32	25	125	40	9	3,0°	4				0,520		●	
745W WL D20/3	20	20	150	50	9	4,0°	3				0,340		●	
745W WL D25/3	25	25	150	50	9	3,5°	3				0,520		●	
745W WL D32/4	32	32	200	60	9	3,0°	4				1,160		●	

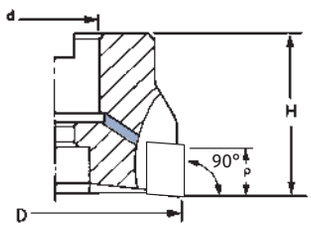

745 M

	D	d	H (mm)	p (mm)	ß	z				KG		STOCK	PRICELIST on getooling.com
745M W D40/5	40	16	40	9	2,0°	5	LNEX LNKX LNMX 1006...	VT30 745	BT09	0,260		●	
745M W D50/7	50	22	40	9	1,5°	7				0,380		●	
745M W D63/9	63	22	40	9	–	9				0,600		●	

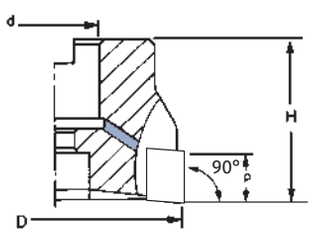

735 M

	D	d	H (mm)	p (mm)	ß	z				KG		STOCK	PRICELIST on getooling.com
735M W D50/5	50	22	40	14	2,0°	5	LNEX LNKX LNMX 1510...	VT40 735	BT15	0,320		●	
735M W D63/6	63	22	40	14	2,0°	6				0,520		●	
735M W D80/7	80	27	50	14	1,5°	7				1,120		●	
735M W D100/8	100	32	50	14	–	8				1,830		●	
735M W D125/10	125	40	63	14	–	10				3,520		●	
735M W D160/11	160	40	63	14	–	11				5,280		●	

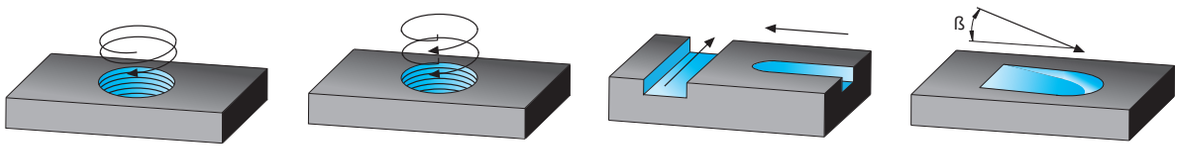

FRESE PER SPALLAMENTI _ *ECKFRÄSER* _ SHOULDER MILLING CUTTERS

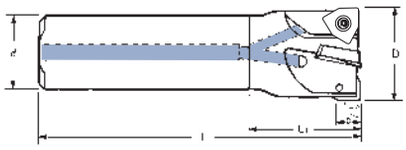

830 W

	D	d	L (mm)	L1 (mm)	p	z				KG		STOCK	PRICELIST on getooling.com
830W W D20/3	20	20	90	40	4	3	WNEU 0403 ...	VT25 830	BT08	0,350		●	
830W W D25/4	25	25	100	44	4	4				0,600		●	
830W W D32/5	32	32	110	50	4	5				1,150		●	
830W WL D20/3	20	20	150	40	4	3				0,500		●	
830W WL D25/4	25	25	170	50	4	4				0,750		●	
830W WL D32/5	32	32	195	70	4	5				2,100		●	

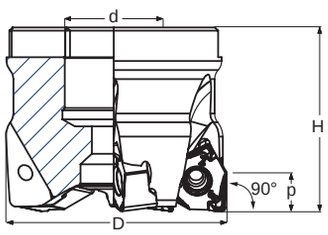

830 M

	D	d	H (mm)	p	z				KG		STOCK	PRICELIST on getooling.com
830M W D32/6	32	16	40	4	6	WNEU 0403 ...	VT25 830	BT08	0,140		●	
830M W D40/6	40	16	40	4	6				0,300		●	
830M W D50/8	50	22	40	4	8				0,500		●	
830M W D63/9	63	22	40	4	9				0,540		●	
830M W D80/11	80	27	50	4	11				1,060		●	

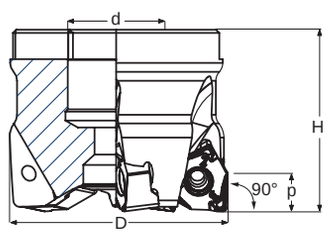

835 M

	D	d	H (mm)	p	z				KG		STOCK	PRICELIST on getooling.com
835M W D40/4	40	16	40	7	4	WNEU WNMU WNEX 0806 ...	VT40 835	BT15	0,230		●	
835M W D50/5	50	22	40	7	5				0,320		●	
835M W D63/6	63	22	40	7	6				0,480		●	
835M W D80/7	80	27	50	7	7				1,060		●	
835M W D100/8	100	32	50	7	8				1,680		●	
835M W D125/10	125	40	63	7	10				2,970		●	
835M W D160/11	160	40	63	7	11				4,400		●	
835M W D63F/7	63	22	40	7	7				0,480		●	
835M W D80F/9	80	27	50	7	9				1,070		●	
835M W D100F/10	100	32	50	7	10				1,650		●	
835M W D125F/11	125	40	63	7	11				2,970		●	
835M W D160F/12	160	40	63	7	12				4,350		●	

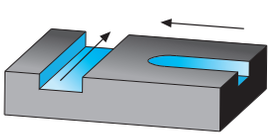

● **Disponibile - *Lieferbar* - On stock** ○ A richiesta - *Auf Anfrage* - On request

FRESE PER SPALLAMENTI _ *ECKFRÄSER* _ SHOULDER MILLING CUTTERS

ALTO AVANZAMENTO
HOCHVORSCHUB
HIGH FEED

SULLA STESSA SEDE INSERTO POSSONO ESSERE MONTATE 2 TIPOLOGIE DI INSERTO.
AUF SELBEM PLATTENSITZ, KÖNNEN SIE 2 WENDEPLATTEN TYPOLOGIE MONTIEREN.
ON THE SAME INSERT SEAT, IT COULD BE USED 2 INSERT TYPE.

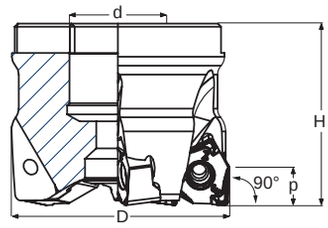

845 M

	D	d	H	p	z				KG		STOCK	PRICELIST on getooling.com
		(mm)										
845M W D40/4	40	16	40	7	4	**XNEX WNEU WNMU WNEX 0806...**	**VT40 835**	**BT15**	0,230		●	
845M W D50/5	50	22	40	7	5				0,320		●	
845M W D63/6	63	22	40	7	6				0,480		●	
845M W D80/7	80	27	50	7	7				1,060		●	
845M W D100/8	100	32	50	7	8				1,680		●	



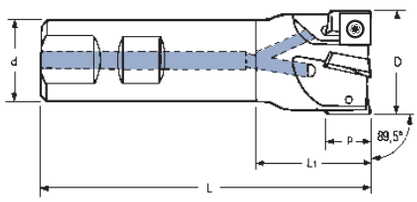

IN ESAURIMENTO

700 W

	D	d	L	L1	p	z				KG		STOCK	PRICELIST on getooling.com
		(mm)											
700W W D10/1	10	16	80	24	6	1	**SPGT SPMT 060304...**	**VT25**	**BT08**	0,100		○	
700W W D12/1	12	16	80	24	6	1				0,120		○	
700W W D16/2	16	16	85	37	6	2				0,130		○	
700W W D20/3	20	20	90	40	6	3				0,200		○	
700W W D25/4	25	25	95	39	6	4				0,340		○	
700W W D32/5	32	25	95	30	6	5				0,380		○	
Serie lunga - *Lange Ausführung* - Long models													
700W WL D16/2	16	16	150	101	6	2	**SPGT SPMT 060304...**	**VT25**	**BT08**	0,210		○	
700W WL D20/3	20	20	150	101	6	3				0,330		○	
700W WL D25/4	25	20	150	25	6	4				0,350		○	
700W WL D32/5	32	25	150	30	6	5				0,560		○	

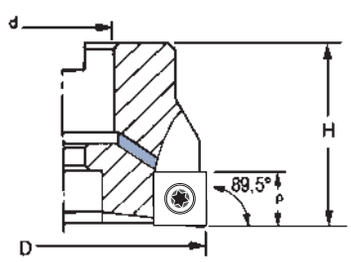

IN ESAURIMENTO

700 M

	D	d	H	p	z				KG		STOCK	PRICELIST on getooling.com
		(mm)										
700M W D40/6	40	16	40	6	6	**SPGT SPMT 060304...**	**VT25**	**BT08**	0,270		○	
700M W D50/7	50	22	40	6	7				0,430		○	
700M W D63/8	63	22	40	6	8				0,610		○	

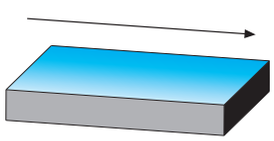

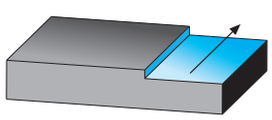

● **Disponibile - *Lieferbar* - On stock** ○ A richiesta - *Auf Anfrage* - On request

FRESE PER SPALLAMENTI _ *ECKFRÄSER* _ SHOULDER MILLING CUTTERS



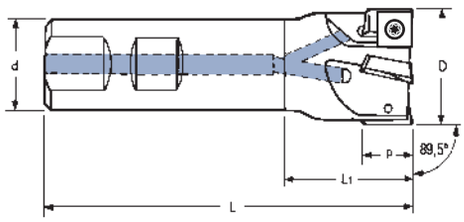

IN ESAURIMENTO

705 W

	D	d	L (mm)	L1 (mm)	p	z				KG		STOCK	PRICELIST on getooling.com
705W W D25/2	25	25	100	44	9	2	SPGT SPMT 09T308...	VT35S	BT15	0,380		O	
705W W D32/3	32	32	110	50	9	3				0,640		O	
705W W D40/4	40	32	115	45	9	4				0,760		O	

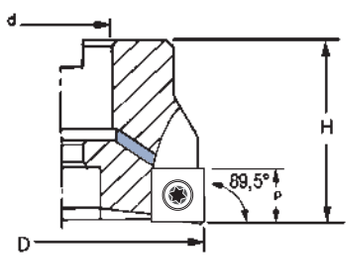

IN ESAURIMENTO

705 M

	D	d	H (mm)	p	z				KG		STOCK	PRICELIST on getooling.com
705M W D40/4	40	16	40	9	4	SPGT SPMT 09T308...	VT35S	BT15	0,210		O	
705M W D50/5	50	22	40	9	5				0,290		O	
705M W D63/6	63	22	40	9	6				0,530		O	
705M W D80/7	80	27	50	9	7				1,180		O	
705M W D100/8	100	32	50	9	8				1,670		O	

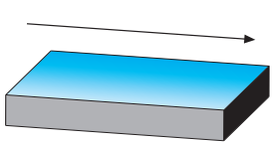

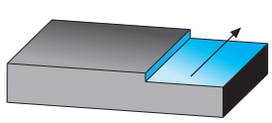

● **Disponibile - *Lieferbar* - On stock** ○ A richiesta - *Auf Anfrage* - On request

FRESE PER SPALLAMENTI _ *ECKFRÄSER* _ SHOULDER MILLING CUTTERS

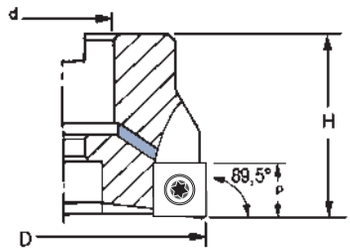

715 M	D	d	H	p	z				KG		STOCK	PRICELIST on getooling.com
		(mm)										
715M W D50/5	50	22	40	12	5	SPGT SPMT 120408...	VT50	BT20	0,280		○	
715M W D63/6	63	22	40	12	6				0,600		○	
715M W D80/6	80	27	50	12	6				0,980		○	
715M W D100/8	100	32	50	12	8				1,540		○	
715M W D125/9	125	40	63	12	9				3,280		○	

FRESE PER SPIANATURA - SPALLAMENTI 90°
PLANFRÄSER - ECKFRÄSER 90° _ FACE - SHOULDER MILLING CUTTERS 90°

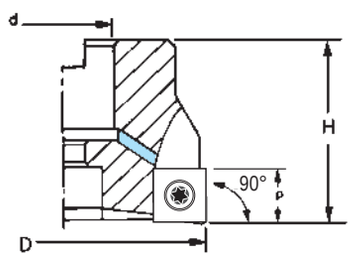

710 M	D	d	H	p	z				KG		STOCK	PRICELIST on getooling.com
		(mm)										
710M W D40/4	40	16	45	10,5	4	SDMT 1205...	VT40 710	BT15	0,230		●	
710M W D50/5	50	22	40	10,5	5				0,280		●	
710M W D63/6	63	22	40	10,5	6				0,600		●	
710M W D80/6	80	27	50	10,5	6				0,980		●	
710M W D100/8	100	32	50	10,5	8				1,540		●	
710M W D125/9	125	40	63	10,5	9				3,280		●	

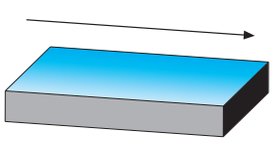

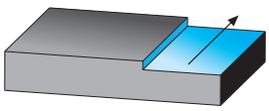

FRESE PER SPIANATURA 45° _ *PLANFRÄSER 45°* _ FACE MILLING CUTTERS 45°

SULLA STESSA SEDE INSERTO POSSONO ESSERE MONTATE
2 TIPOLOGIE DI INSERTO: 8 TAGLIENTI E 16 TAGLIENTI.

AUF SELBEM PLATTENSITZ, KÖNNEN SIE 2 WENDEPLATTEN
TYPOLOGIE MONTIEREN: 8 SCHNEIDEN UND 16 SCHNEIDEN

ON THE SAME INSERT SEAT, IT COULD BE USED 2 INSERT TYPE:
8 CUTTING EDGE AND 16 CUTTING EDGE.



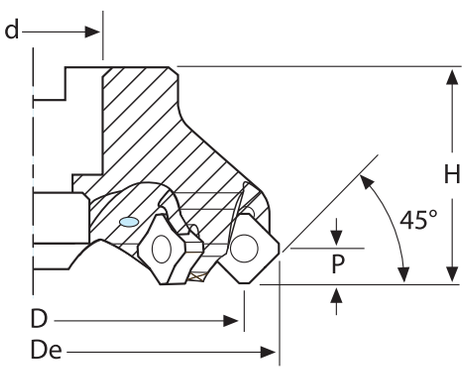

810 M	D	De	d	H	p	p	z				KG		STOCK	PRICELIST on getooling.com
			(mm)											
810M W D50/4	50	63	22	40	6	3	4	SNEX SNKX SNMX 1206... SNMU 1206... ONMU 1205...	VT40S	BT20	0,520	💧	●	
810M W D63/6	63	76	22	40	6	3	6				0,640	💧	●	
810M W D80/7	80	93	27	50	6	3	7				1,250	💧	●	
810M W D100/8	100	113	32	50	6	3	8				1,830	💧	●	
810M W D125/10	125	138	40	63	6	3	10				3,920	💧	●	
810M W D160/12	160	173	40	63	6	3	12				5,280	💧	●	
810M W D200/14	200	213	60	63	6	3	14				10,200	💧	●	
810M W D250/16	250	263	60	63	6	3	16				13,900	💧	●	
810M W D50F/6	50	63	22	40	6	3	6				0,520	💧	●	
810M W D63F/8	63	76	22	40	6	3	8				0,640	💧	●	
810M W D80F/10	80	93	27	50	6	3	10				1,250	💧	●	
810M W D100F/12	100	113	32	50	6	3	12				1,830	💧	●	
810M W D125F/16	125	138	40	63	6	3	16				3,920	💧	●	
810M W D160F/20	160	173	40	63	6	3	20				5,280	💧	●	

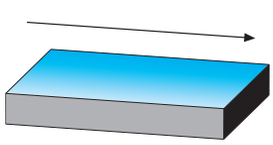

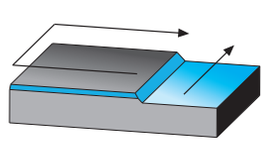

● **Disponibile - *Lieferbar* - On stock** ○ A richiesta - *Auf Anfrage* - On request

FRESE PER SPIANATURA 45° _ *PLANFRÄSER 45°* _ FACE MILLING CUTTERS 45°



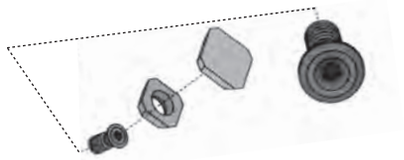

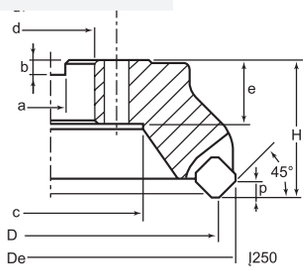

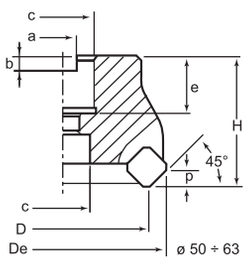

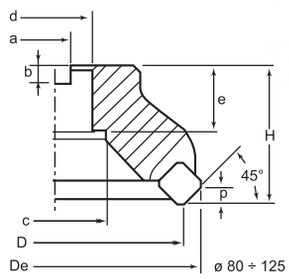

550 M	D	De	d	d1	c (mm)	e	a	b	H	p	z	◇	KG		STOCK	PRICELIST on getooling.com
550M W D50-12/4	50	63	22	-	17	21	10,4	6,3	48	6	4		0,600		●	
550M W D63-12/5	63	76	22	-	19	21	10,4	6,3	40	6	5		0,690		●	
550M W D80-12/6	80	93	27	-	38	24	12,4	7	50	6	6		1,370		●	
550M W D100-12/6	100	113	32	-	45	26	14,4	8	50	6	6	**SEKN SEKR 1203...**	2,000		●	
550M W D125-12/7	125	138	40	-	56	32	16,4	9	63	6	7		3,900		●	
550M W D160-12/7 *	160	173	40	66,7	86	32	16,4	9	63	6	7		5,900		●	
550M W D200-12/10 *	200	213	60	101,7	129	32	25,7	14	63	6	10		15,000		●	
550M W D250-12/13 *	250	263	60	101,7	178	32	25,7	14	63	6	13		15,000		●	

550 M-L	D	De	d	d1	c (mm)	e	a	b	H	p	z	◇	KG		STOCK	PRICELIST on getooling.com
550M W D50-12L/4	50	63	22	-	17	21	10,4	6,3	48	6	4		0,600		●	
550M W D63-12L/5	63	76	22	-	19	21	10,4	6,3	40	6	5		0,690		●	
550M W D80-12L/6	80	93	27	-	38	24	12,4	7	50	6	6	**SEKN SEKR 1203...**	1,370		●	
550M W D100-12L/6	100	113	32	-	45	26	14,4	8	50	6	6		2,000		●	
550M W D125-12L/7	125	138	40	-	56	32	16,4	9	63	6	7		3,900		○	

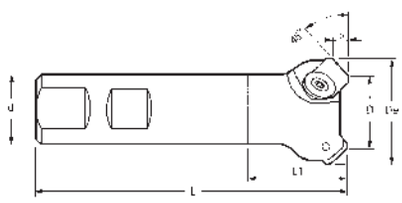

550 W	D	De	d	L (mm)	L1	p	z	◇	KG		STOCK	PRICELIST on getooling.com
550W W D40-12/4	40	53	32	115	45	6	4	**SEKN SEKR 1203...**	0,840		○	

RICAMBI *ERSATZTEILE* SPAREPARTS	Sottoplacchetta Support	Vite di bloccaggio Insert locking screw		Vite sottoplacchetta Screw support	Chiave Key	Chiave Key
	AKE12,4	CVB55 (550M) (550W)	CVB55L (550M-L)	VF4	BT25 TORX PLUS	BT08

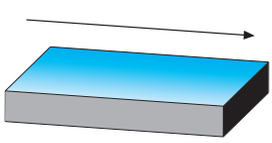

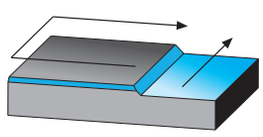

● **Disponibile - *Lieferbar* - On stock** ○ A richiesta - *Auf Anfrage* - On request

FRESE PER SPIANATURA 45° _ *PLANFRÄSER 45°* _ FACE MILLING CUTTERS 45°

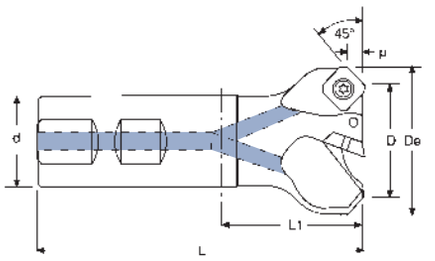

600 W	D	De	d (mm)	L (mm)	L1 (mm)	p	z				KG		STOCK	PRICELIST on getooling.com
600W W D25/2	25	38	25	100	44	6	2	SEHT SEHX SEKT 1204...	VT50	BT20	0,370		●	
600W W D32/3	32	45	25	110	54	6	3				0,420		●	
600W W D40/4	40	53	32	115	55	6	4				0,780		●	

ART. 600 M

ART. 600 M ECO



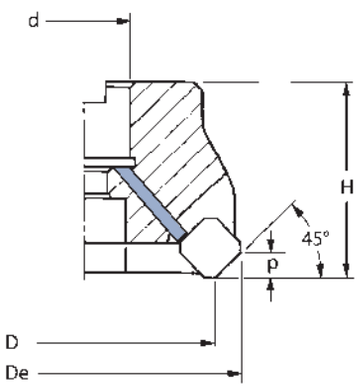

600 M 600 M ECO	D	De	d (mm)	H (mm)	p	z				KG		STOCK	PRICELIST on getooling.com
600M W D40-12/3	40	53	16	40	6	3	SEHT SEHX SEKT 1204...	VT50	BT20	0,270		●	
600M W D50-12/4	50	63	22	48	6	4				0,480		●	
600M D50-12/4 ECO	50	63	22	48	6	4				0,480	--	●	
600M W D63-12/5	63	76	22	48	6	5				0,760		●	
600M D63-12/5 ECO	63	76	22	48	6	5				0,760	--	●	
600M W D80-12/6	80	93	27	50	6	6				1,270		●	
600M D80-12/6 ECO	80	93	27	50	6	6				1,270	--	●	
600M W D100-12/6	100	113	32	50	6	6				1,790		●	
600M D100-12/6 ECO	100	113	32	50	6	6				1,790	--	●	
600M W D125-12/7	125	138	40	63	6	7				3,470		●	
600M W D160-12/8	160	173	40	63	6	8				5,280		●	
600M D200-12/12	200	213	60	63	6	12				7,800	--	●	
600M D250-12/16	250	263	60	63	6	16				11,100	--	●	
600M W D40-12F/4	40	53	16	40	6	4				0,270		●	
600M W D50-12F/5	50	63	22	48	6	5				0,480		●	
600M W D63-12F/6	63	76	22	48	6	6				0,760		●	
600M W D80-12F/7	80	93	27	50	6	7				1,270		●	
600M W D100-12F/8	100	113	32	50	6	8				1,790		●	
600M W D125-12F/9	125	138	40	63	6	9				3,470		●	
600M W D160-12F/10	160	173	40	63	6	10				5,280		●	

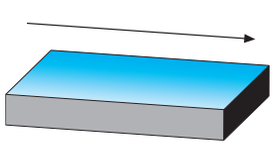

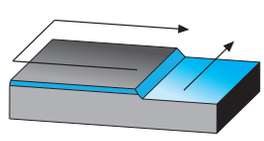

● **Disponibile - *Lieferbar* - On stock** ○ A richiesta - *Auf Anfrage* - On request

FRESE PER SPIANATURA 45° _ *PLANFRÄSER 45°* _ FACE MILLING CUTTERS 45°

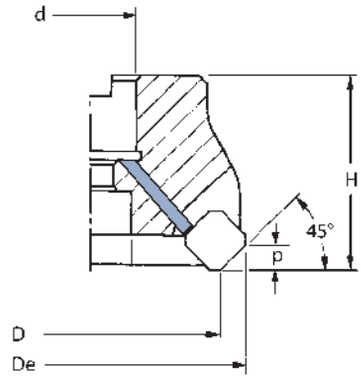

670 M

	D	De	d	H	p	z				KG		STOCK	PRICELIST on getooling.com
		(mm)											
670M W D50-12/4	50	63	22	48	6	4	SDHT SDKT 1204...	VT45	BT20	0,520	💧	○	
670M W D63-12/5	63	76	22	48	6	5				0,800	💧	○	
670M W D80-12/6	80	93	27	50	6	6				1,300	💧	○	
670M W D100-12/6	100	113	32	50	6	6				1,770	💧	○	
670M W D125-12/7	125	138	40	63	6	7				3,700	💧	○	
670M W D160-12/8	160	173	40	63	6	8				5,280	💧	○	
670M D200-12/12	200	213	60	63	6	12				14,000	--	○	
670M D250-12/16	250	263	60	63	6	16				14,000	--	○	

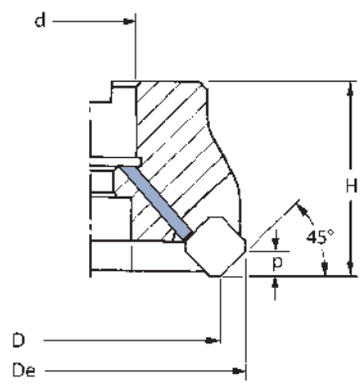

680 M

	D	De	d	H	p	z				KG		STOCK	PRICELIST on getooling.com
		(mm)											
680M W D50-13/4	50	63	22	40	6	4	SEHT SEHX 13T3...	VT3511	BT15	0,460	💧	●	
680M W D63-13/5	63	76	22	40	6	5				0,610	💧	●	
680M W D80-13/6	80	93	27	50	6	6				1,300	💧	●	
680M W D100-13/7	100	113	32	50	6	7				1,670	💧	●	
680M W D125-13/8	125	138	40	63	6	8				3,370	💧	●	
680M D160-13/10	160	173	40	63	6	10				4,500	--	●	
680M D200-13/12	200	213	60	63	6	12				14,000	--	○	
680M D250-13/16	250	263	60	63	6	16				14,000	--	○	
680M W D50-13F/5	50	63	22	40	6	5				0,460	💧	●	
680M W D63-13F/6	63	76	22	40	6	6				0,610	💧	●	
680M W D80-13F/8	80	93	27	50	6	8				1,300	💧	●	
680M W D100-13F/10	100	113	32	50	6	10				1,670	💧	●	
680M W D125-13F/12	125	138	40	63	6	12				3,370	💧	●	
680M D160-13F/16	160	173	40	63	6	16				4,500	--	●	

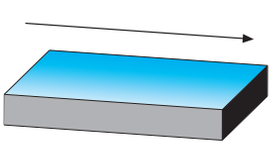

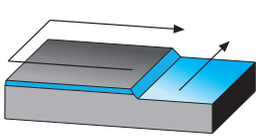

FRESE PER SCANALATURE E TAGLIO _ *SCHEIBENFRÄSER* _ GROOVING AND CUT OFF MILLS

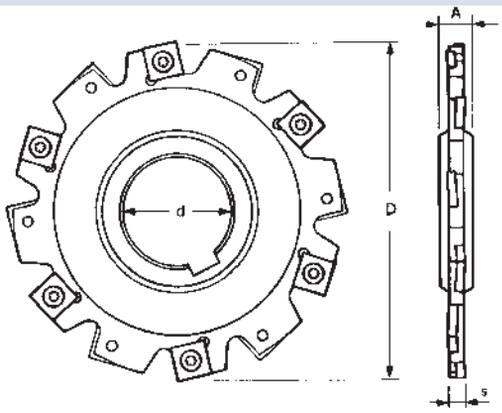

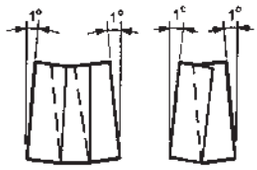

ANGOLO ASSIALE -3°
ANGOLO RADIALE -12°

AXIAL WINKEL -3°
RADIAL WINKEL -12°

AXIAL RAKE -3°
RADIAL RAKE -12°

610	D	d	s	A (mm)	B (mm)	Z (mm)	Fattore K	Max prof. di taglio				KG		STOCK	PRICELIST on getooling.com
610 63 04	63	22	4	8	34	8	4	14	**SNHX 1102T**	**VTX3503**	**BT09**	0,070	--	O	
05	63	22	5	8	34	8	4	14	**SNHX 1103T**	**VTX3504**	**BT09**	0,080	--	O	
06	63	22	6	8	34	6	3	14	**SNHX 1203T**	**VTX405**	**BT15**	0,080	--	O	
610 80 04	80	22	4	8	34	10	5	22	**SNHX 1102T**	**VTX3503**	**BT09**	0,200	--	O	
05	80	22	5	8	34	10	5	22	**SNHX 1103T**	**VTX3504**	**BT09**	0,220	--	O	
06	80	22	6	8	34	8	4	22	**SNHX 1203T**	**VTX405**	**BT15**	0,240	--	O	
610 100 04	100	27	4	12	45	12	6	25	**SNHX 1102T**	**VTX3503**	**BT09**	0,240	--	O	
05	100	27	5	12	45	12	6	25	**SNHX 1103T**	**VTX3504**	**BT09**	0,330	--	O	
06	100	27	6	12	45	10	5	25	**SNHX 1203T**	**VTX405**	**BT15**	0,360	--	O	
10	100	27	10	12	45	10	5	25	**SNHX 1205T**	**VTX408**	**BT15**	0,470	--	O	
610 125 04	125	40	4	12	58	12	6	31	**SNHX 1102T**	**VTX3503**	**BT09**	0,410	--	O	
05	125	40	5	12	58	12	6	31	**SNHX 1103T**	**VTX3504**	**BT09**	0,450	--	O	
06	125	40	6	12	58	12	6	31	**SNHX 1203T**	**VTX405**	**BT15**	0,500	--	O	
10	125	40	10	12	58	12	6	31	**SNHX 1205T**	**VTX408**	**BT15**	0,670	--	O	
610 160 04	160	40	4	12	68	18	9	44	**SNHX 1102T**	**VTX3503**	**BT09**	0,660	--	O	
05	160	40	5	12	68	18	9	44	**SNHX 1103T**	**VTX3504**	**BT09**	0,740	--	O	
06	160	40	6	12	68	16	8	44	**SNHX 1203T**	**VTX405**	**BT15**	0,840	--	O	
10	160	40	10	12	68	16	8	44	**SNHX 1205T**	**VTX408**	**BT15**	1,130	--	O	
14	160	40	14	14	68	15	5	44	**SNHX 1205T**	**VTX408**	**BT15**	1,600	--	O	
610 200 04	200	50	4	12	72	18	9	62	**SNHX 1102T**	**VTX3503**	**BT09**	0,860	--	O	
05	200	50	5	12	72	18	9	62	**SNHX 1103T**	**VTX3504**	**BT09**	0,990	--	O	
06	200	50	6	12	72	18	9	62	**SNHX 1203T**	**VTX405**	**BT15**	1,200	--	O	
10	200	50	10	12	72	18	9	62	**SNHX 1205T**	**VTX408**	**BT15**	1,800	--	O	
14	200	50	14	14	72	18	6	62	**SNHX 1205T**	**VTX408**	**BT15**	2,500	--	O	
610 250 10	250	50	10	12	72	24	12	87	**SNHX 1205T**	**VTX408**	**BT15**	2,800	--	O	

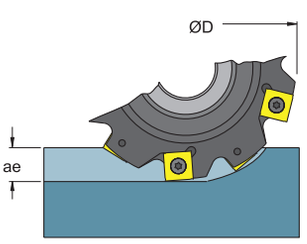

ae/D	0,5-1 50 - 100%	0,2 20%	0,1 10%	0,05 5%
Vc	**Vc (min)----------Vc (max)**			
	R-------M----------F			

ae/D	0,3 30%	0,2 20%	0,1 10%	0,05 5%	0,02 2%
Kae	1,2	1,5	2,1	3	4,8

Ve = m/min VELOCITÀ DI TAGLIO - CUTTING SPEED
n = giri/min (min-1) NUMERO DI GIRI - NUMBER OF REVOLUTIONS
fz = mm AVANZAMENTO AL DENTE - TOOTH FEED
fn = mm AVANZAMENTO AL GIRO - FEEDl REVOLUTION
Vf = mm/min VELOCITÀ DIAVANZAMENTO - FEED SPEED

Kae = FATTORE DICORREZIONE - CORRECTION FACTOR
F = FINITURA, LAV. LEGGERA - FINISHING, LIGHT MACHINING
M = LAV. MEDIA,GENERICA - MEDIUM MACHINING, GENERIC
R = SGROSSATURA, LAV. PESANTE - ROUGHING, HEAVY MACHINING

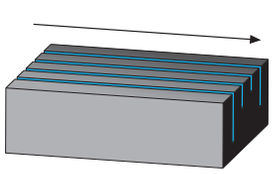

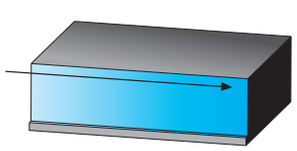

● **Disponibile - *Lieferbar* - On stock** ○ A richiesta - *Auf Anfrage* - On request

FRESE PER SCANALATURE E TAGLIO _ *SCHEIBENFRÄSER* _ GROOVING AND CUT OFF MILLS



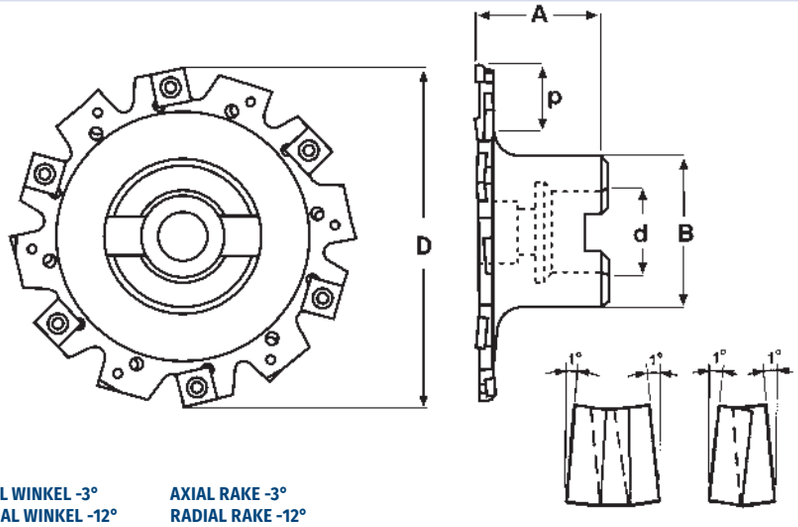

ANGOLO ASSIALE -3°
ANGOLO RADIALE -12°

AXIAL WINKEL -3°
RADIAL WINKEL -12°

AXIAL RAKE -3°
RADIAL RAKE -12°

610 M	D	d	s	A	B	Z	Fattore K	Max prof. di taglio				KG		STOCK	PRICELIST on getooling.com
			(mm)												
610M 50 04	50	16	4	50	32	4	2	8,5	**SNHX 1102T**	**VTX3503**	**BT09**	0,300	--	O	
05	50	16	5	50	32	4	2	8,5	**SNHX 1103T**	**VTX3504**	**BT09**	0,300	--	O	
06	50	16	6	50	32	4	2	8,5	**SNHX 1203T**	**VTX405**	**BT15**	0,300	--	O	
10	50	16	10	50	32	4	2	8,5	**SNHX 1205T**	**VTX408**	**BT15**	0,300	--	O	
610M 63 04	63	22	4	50	40	8	4	10,5	**SNHX 1102T**	**VTX3503**	**BT09**	0,390	--	O	
05	63	22	5	50	40	8	4	10,5	**SNHX 1103T**	**VTX3504**	**BT09**	0,400	--	O	
06	63	22	6	50	40	6	3	10,5	**SNHX 1203T**	**VTX405**	**BT15**	0,400	--	O	
10	63	22	10	50	40	6	3	10,5	**SNHX 1205T**	**VTX408**	**BT15**	0,400	--	O	
14	63	22	14	50	40	6	2	10,5	**SNHX 1205T**	**VTX408**	**BT15**	0,500	--	O	
610M 80 04	80	22	4	50	40	10	5	20	**SNHX 1102T**	**VTX3503**	**BT09**	0,430	--	O	
05	80	22	5	50	40	10	5	20	**SNHX 1103T**	**VTX3504**	**BT09**	0,500	--	O	
06	80	22	6	50	40	8	4	20	**SNHX 1203T**	**VTX405**	**BT15**	0,500	--	O	
10	80	22	10	50	40	8	4	20	**SNHX 1205T**	**VTX408**	**BT15**	0,600	--	O	
14	80	22	14	50	40	6	2	20	**SNHX 1205T**	**VTX408**	**BT15**	0,650	--	O	
610M 100 04	100	27	4	50	48	12	6	24,2	**SNHX 1102T**	**VTX3503**	**BT09**	0,690	--	O	
05	100	27	5	50	48	12	6	24,2	**SNHX 1103T**	**VTX3504**	**BT09**	0,730	--	O	
06	100	27	6	50	48	10	5	24,2	**SNHX 1203T**	**VTX405**	**BT15**	0,740	--	O	
10	100	27	10	50	48	10	5	24,2	**SNHX 1205T**	**VTX408**	**BT15**	0,840	--	O	
14	100	27	14	50	48	9	3	24,2	**SNHX 1205T**	**VTX408**	**BT15**	1,000	--	O	
610M 125 04	125	40	4	50	70	12	6	23,7	**SNHX 1102T**	**VTX3503**	**BT09**	1,000	--	O	
05	125	40	5	50	70	12	6	23,7	**SNHX 1103T**	**VTX3504**	**BT09**	1,100	--	O	
06	125	40	6	50	70	12	6	23,7	**SNHX 1203T**	**VTX405**	**BT15**	1,100	--	O	
10	125	40	10	50	70	12	6	23,7	**SNHX 1205T**	**VTX408**	**BT15**	1,210	--	O	
14	125	40	14	50	70	12	4	23,7	**SNHX 1205T**	**VTX408**	**BT15**	1,450	--	O	
610M 160 04	160	40	4	50	70	16	8	41,2	**SNHX 1102T**	**VTX3503**	**BT09**	1,240	--	O	
05	160	40	5	50	70	16	8	41,2	**SNHX 1103T**	**VTX3504**	**BT09**	1,310	--	O	
06	160	40	6	50	70	16	8	41,2	**SNHX 1203T**	**VTX405**	**BT15**	1,450	--	O	
10	160	40	10	50	70	16	8	41,2	**SNHX 1205T**	**VTX408**	**BT15**	1,720	--	O	
14	160	40	14	50	70	15	5	41,2	**SNHX 1205T**	**VTX408**	**BT15**	2,140	--	O	

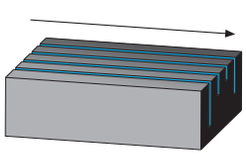

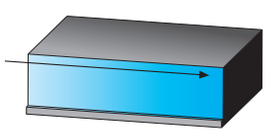

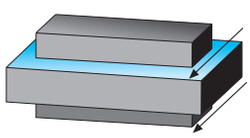

● **Disponibile - *Lieferbar* - On stock** ○ A richiesta - *Auf Anfrage* - On request

FRESE PER SCANALATURE E TAGLIO _ *SCHEIBENFRÄSER* _ GROOVING AND CUT OFF MILLS

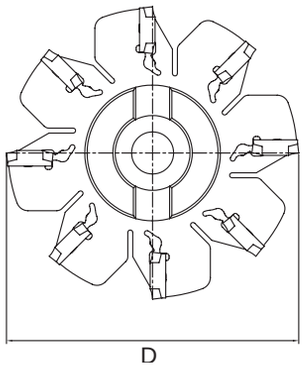

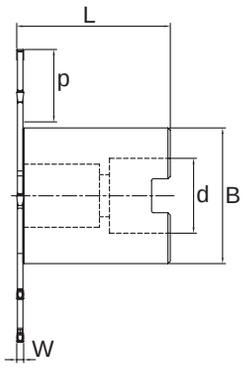

GEDM	Ø D	L	W (mm)	p (mm)	Ø B (mm)	d (mm)	Z		KG		STOCK	PRICELIST on getooling.com
GEDM 08020 Z4 ST *	80	39,9	2,0	25	29	M16	4	GELCG..192002	0,250	--	●	
GEDM 10020 Z6 SA	100	51,9	2,0	28	40	22	6		0,700	--	●	
GEDM 12520 Z8 SA	125	51,9	2,0	36	48	27	8		1,250	--	●	
GEDM 16020 Z10 SA	160	64,9	2,0	39	80	40	10		2,500	--	●	
GEDM 08030 Z4 ST *	80	40,7	3,0	25	29	M16	4	GELCG..193002	0,250	--	●	
GEDM 10030 Z6 SA	100	52,7	3,0	28	40	22	6		0,700	--	●	
GEDM 12530 Z8 SA	125	52,7	3,0	36	48	27	8		1,300	--	●	
GEDM 16030 Z10 SA	160	65,7	3,0	39	80	40	10		2,550	--	●	
GEDM 12540 Z6 SA	125	53,5	4,0	37,5	48	27	6	GELCG..234002	1,350	--	●	
GEDM 16040 Z8 SA	160	66,5	4,0	39	80	40	8		2,650	--	●	

*** Gambo filettato _** *Schaftausführung Gewinde* **_ Threaded shank**

INSERTI _ *WECHSELPLATTEN* _ INSERTS

Inserto unico per tutto il programma _ ***Ein Wendeplatte fuer gesamtes Programm*** _ One insert for whole programme

CODICE ORDINE Bestell-Nr. Order No.	FIGURA Form Figure	W (mm)	r (mm)	TAGLIENTI *Schneide* Cutting edge	DENOMINAZIONE Bezeichnung Designation	NON RIVESTITI Unbeschichte Uncoated K15	P25	P40	RIVESTITI Beschichtet Coated P200	P300	K300	K400	TIN PVD	TIALN PVD	CERMET X99	X55
GELCGS		2,0	0,2	1	GELCGS 192002	●				●	●					
		3,0	0,2	1	GELCGS 193002	●				●	●					
		4,0	0,2	1	GELCGS 234002	●				●	●					
GELCGD		2,0	0,2	2	GELCGD 192002	●				●	●					
		3,0	0,2	2	GELCGD 193002	●				●	●					
		4,0	0,2	2	GELCGD 234002	●				●	●					

GE KEY

Chiave _ Schlüssel _ Spanner

PRICELIST on getooling.com

GE KEY

Chiave non inclusa. Da ordinare separatamente.
Schlüssel nicht eingeschlossen. Separat bestellen.
Key not included. To be ordered separately.

● **Disponibile - *Lieferbar* - On stock** ○ A richiesta - *Auf Anfrage* - On request

MINIMILL

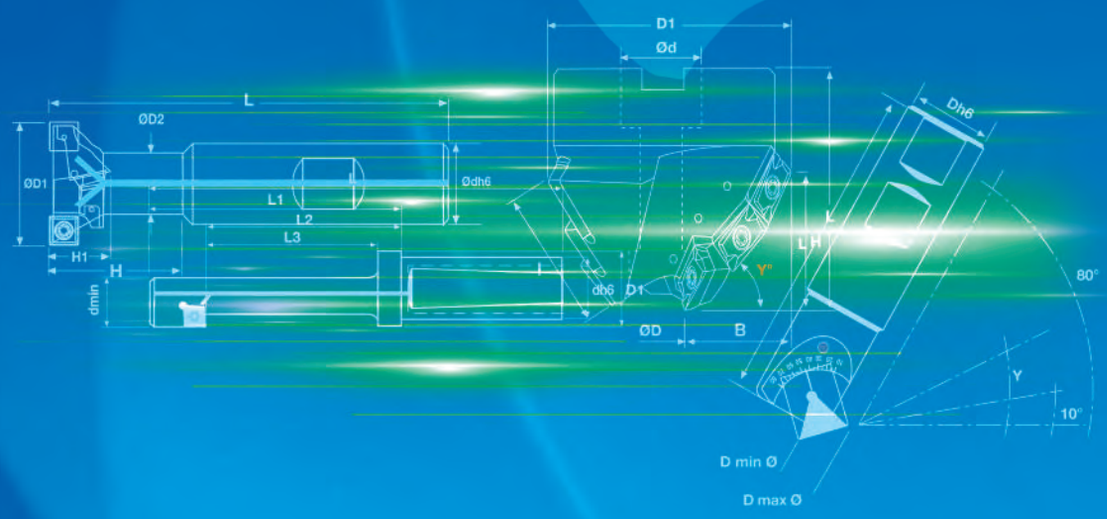
D1
Ød
L
ØD2
ØD1
Ødh6
L1
L2
L3
H1
H
dmin
Dh6
LH
Y"
80°
db6
D1
ØD
B
Y
10°
D min Ø
D max Ø

● **Disponibile - *Lieferbar* - On stock** ○ A richiesta - *Auf Anfrage* - On request

FRESE PER SMUSSI, SCANALATURE A V E CENTRARE 45°/30°
FAS-UND ZENTRIERFRÄSER 45°/30° _ CENTER DRILLING, CHAMFERING AND V GROOVING 45°/30°

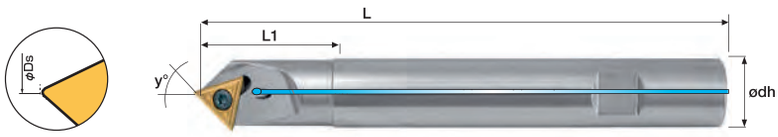

311 W	Ødh6	DS	L (mm)	L1 (mm)	Y°	Z	Dmin	Dmax				KG		STOCK	PRICELIST on getooling.com
311.020 WW	20	0,4 / 0,8	115	40	45°	1	0,4	20	TCMX 16T3ZR... 16T308ZR...	VT40	BT15	0,240	💧	●	
311.020 WWL	20	0,4 / 0,8	150	60	45°	1	0,4	20				0,320	💧	●	
311.020 WWXL	20	0,4 / 0,8	200	80	45°	1	0,4	20				0,430	💧	●	



160 W	Ødh6	DS	L (mm)	L1 (mm)	Y°	Z	Dmin	Dmax				KG		STOCK	PRICELIST on getooling.com
160.45 W	16	0,8	120	40	45°	1	0.8	17	SEEX 12T4	VT4010	BT15	0,190	--	●	
160.30 W	16	0,8	120	40	30°	1	0.8	21				0,200	--	●	

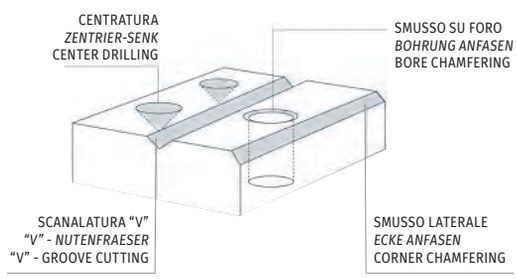

FRESA PER SBAVATURA 45° _ *FASFRÄSER 45°* _ CHAMFERING MILLING CUTTER 45°



7745	Fig.	ØD	ØD1	L (mm)	Ødh6	y°	Z				KG		STOCK	PRICELIST on getooling.com
7745VT16-C12-0525	1	25	5	78	12	45°	1	TCGX 163504...	VT40	BT15	0,140	--	●	
7745VT16-C12-2545	2	45	25	78	12	45°	1				0,310	--	●	

FRESE PER SMUSSI E SVASATURE 30°, 45° E 60°
FRÄSER ZUM FASEN 30°, 45° E 60° _ CHAMFERING MILLING CUTTER 30°, 45° AND 60°



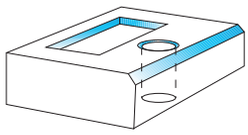



300 W	ØD1	ØD2	L (mm)	H (mm)	Ødh6 (mm)	Y°	Z				KG		STOCK	PRICELIST on getooling.com
300.016 WW	1,2	16	70	20	12	45°	1	TCMT 1102...	VT25B	BT08	0,060		●	
300.021 WW	6,2	21	90	35	20	45°	2				0,180		●	
300.032 WW	10,4	32,5	100	42	25	45°	2	TCMT 16T3...	VT40	BT15	0,380		●	
310.016 WW	5,4	16	70	20	12	60°	1	TCMT 1102...	VT25B	BT08	0,060		●	
310.027 WW	15,8	26	90	35	20	60°	2				0,180		●	
310.032 WW	20	35	100	39	25	60°	2	TCMT 16T3...	VT40	BT15	0,380		●	
315.032 WW	6	32	100	38	25	30°	2	TCMT 16T3...	VT40	BT15	0,380		●	

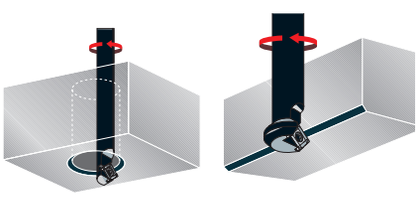

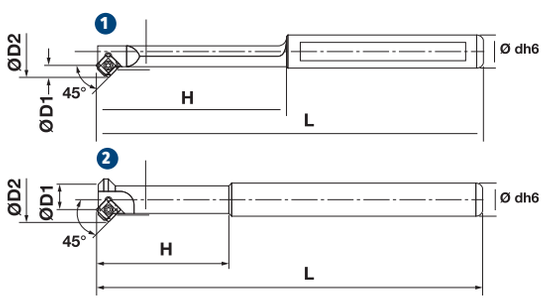

320 W	Fig.	ØD1	ØD2 (mm)	L (mm)	H (mm)	Ødh6 (mm)	Z				KG		STOCK	PRICELIST on getooling.com
320.004 WW	1	4	12	80	28	12	1	SCMT 060204	VT25B	BT08	0,060		●	
320.011 WW	2	11	20	80	32	12	2				0,070		●	
320.012 WW	1	12	23,7	100	37	20	1	SCMT 09T308	VT40	BT15	0,190		●	
320.016 WW	2	16	28,8	100	32	16	2				0,150		●	
320.025 WW	2	30	42,3	100	32	20	3				0,270		●	
Serie lunga - *Lange Ausführung* - Long models														
320.012 WWL	1	12	23,7	200	37	20	1	SCMT 09T308	VT40	BT15	0,420		●	
320.016 WWL	2	16	28,8	200	32	16	2				0,300		●	
320.025 WWL	2	30	42,3	200	32	20	3				0,480		●	

321 W	Fig.	ØD1	ØD2 (mm)	L (mm)	H (mm)	Ødh6 (mm)	Z				KG		STOCK	PRICELIST on getooling.com
321.004 WW	1	4	12	80	28	12	1	SPGT SPMT 060304	VT25	BT08	0,060		○	
321.011 WW	2	11	20	80	32	12	2				0,070		○	
321.012 WW	1	12	23,7	100	37	20	1	SPGT SPMT 09T308	VT35S	BT15	0,190		○	
321.016 WW	2	16	28,8	100	32	16	2				0,150		○	
321.025 WW	2	30	42,3	100	32	20	3				0,270		○	

● **Disponibile - *Lieferbar* - On stock** ○ A richiesta - *Auf Anfrage* - On request

FRESE PER SMUSSI E SVASATURE REGISTRABILE DA 10° A 80° _ *FASENFRÄSER, WINKELVERSTELLBAR VON 10° BIS 80°* _ MILLING CUTTERS FOR CHAMFERING-FLARING 10° TO 80°

Con cassetta TCMT 16T3...
Mit Kassette TCMT 16T3...
With poket TCMT 16T3...

Con cassetta SCMT 1204...
Mlt Kassette SCMT 1204...
Wlth pocket SCMT 1204...

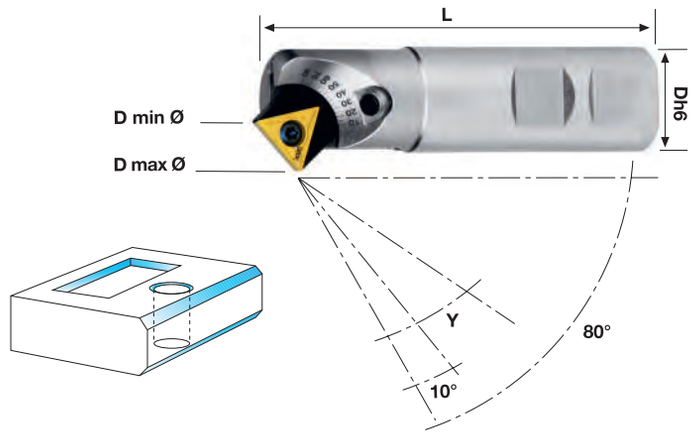

INCLUSE 2 CASSETTE T16 NEW + S12 NEW
INKLUSIVE 2 KASSETTEN T16 NEW + S12 NEW
INCLUDING 2 POCKETS T16 NEW + S12 NEW

340 W NEW	D h6	L	Y	(mm) Fig. 1 Dmin. Ø	Fig. 1 Dmax. Ø	Fig. 2 Dmin. Ø	Fig. 2 Dmax. Ø	E	KG		STOCK	PRICELIST on getooling.com
340.020 W NEW	20	95	"	"	"	"	"	"	0,320	--	●	
			10°	5	32	7,5	30	2,7				
			20°	6	33	10	32	3,6				
			30°	7	34	13	32,5	4,3				
			40°	10	33	16,5	33,5	4,5				
340.025 W NEW	25	95	45°	11	33	17,5	33,5	4,6	0,330	--	●	
			50°	13	32	19	33,5	4,6				
			60°	16	31	22	33,5	4,3				
			70°	19	29	24,5	33,5	3,8				
			80°	23	27	27	31	3				
340.025 WL NEW	25	145	"	"	"	"	"	"	0,530	--	●	
340.025 WXL NEW	25	195	"	"	"	"	"	"	0,720	--	●	

	Cassetta *Pocket*	Inserto *Insert*	Vite inserto *Insert screw*	Vite cassetta *Pocket screw*	Chiave *Key*
Fig. 1 Con cassetta TCMT 16T3... *Mit Kassette TCMT 16T3...* With pocket TCMT 16T3...	**T16NEW**	**TCMT16T3....**	**VT40**	**M6-16**	**BT15**
 **Fig. 2** Con cassetta SCMT 1204... *Mit Kassette SCMT 1204...* Wlth pocket SCMT 1204...	**S12NEW**	**SCMT1204...**	**VT40S**	**M6-16**	**BT20**

FRESE PER CAVE A T _ *FRÄSER FÜR T-NUTEN* _ T SLOT MILLING CUTTER

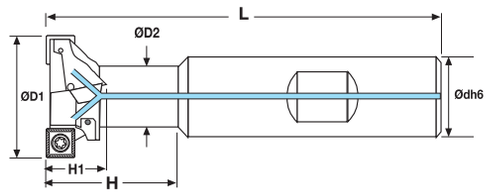

250 W	ØD1	ØD2	L (mm)	H	H1	Ødh6	K	Z				KG		STOCK	PRICELIST on getooling.com
250.021 WW	21	11	76	26	9	16	1	2	SPGT SPMT 060304	VT25	BT08	0,100		●	
250.025 WW	25	13	82	31	11	16	2	4				0,100		●	
250.032 WW	32	17	88	38	14	20	2	4	SPGT SPMT 09T308	VT35S	BT15	0,200		●	
250.040 WW	40	21	108	50	17	25	2	4				0,400		●	
250.050 WW	50	27	120	56	22	32	2	4	SPGT SPMT 120408	VT50	BT20	0,670		●	

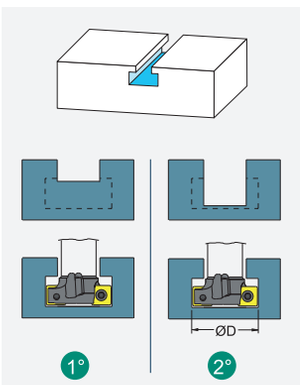

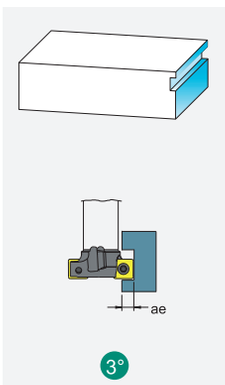

	1°	2°	3°			
ae/D	1 100%	0,5 50%	0,2 20%	0,1 10%	0,05 5%	0,02 2%
Kae	1	1	1,5	2,1	3	4,8

Vc	ae/D	0,5-1 50-100%	0,2 20%	0,1 10%	0,05 5%
		Vc (min)---------Vc(max)			
		R-------M----------F			

NOTE
Per cave a "T" secondo norme DIN 650-UNI 4788-ISO 299
Fur "T" Nuten nach DIN 650-uni 4788-ISO 299 Normen
For "T" slot cutters according to DIN 650-UNI4788-ISO 299 norms

- **Ve** m/min VELOCITÀ DI TAGLIO - CUTTING SPEED
- **n** giri/min (min-1) NUMERO DI GIRI - NUMBER OF REVOLUTIONS
- **fz** mm AVANZAMENTO AL DENTE - TOOTH FEED
- **fn** mm AVANZAMENTO AL GIRO - FEED l REVOLUTION
- **Vf** mm/min VELOCITÀ DI AVANZAMENTO - FEED SPEED
- **Kae** FATTORE DI CORREZIONE - CORRECTION FACTOR
- **F** FINITURA, LAV. LEGGERA - FINISHING, LIGHT MACHINING
- **M** LAV. MEDIA, GENERICA - MEDIUM MACHINING, GENERIC
- **R** SGROSSATURA, LAV. PESANTE - ROUGHING, HEAVY MACHINING
- **Z** Numero di eliche / Schraubenanzahl / Number of flutes
- **K** Fattore d'avanzamento / Vorschubfaktor / Factor of feed

FRESE FORANTI _ *BOHRNUTFRÄSER* _ DRILLING ENDMILL

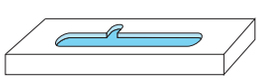

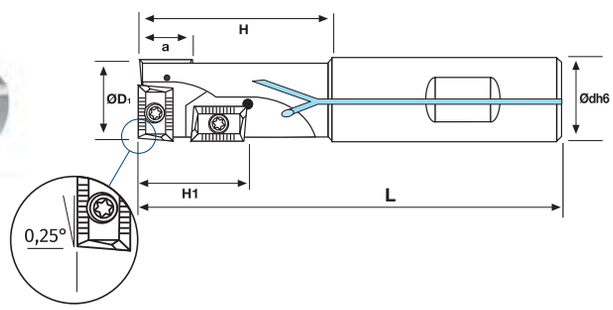

720 W	ØD1	Ødh6	L (mm)	H	H1	a	Z				KG		STOCK	PRICELIST on getooling.com
720W W D20	20	20	90	35	17	9	3	APKT 1003...	VT25	BT08	0,200		●	
720W W D25	25	25	110	50	19	9	3				0,360		●	
720W W D32	32	32	130	50	30	15	3	APKT 1604...	VT40	BT15	0,720		●	
Serie lunga - *Lange Ausführung* - Long models														
720W WL D20	20	20	150	98	17	9	3	APKT 1003...	VT25	BT08	0,320		●	
720W WL D25	25	25	150	94	19	9	3				0,500		●	
Serie extra lunga - *Extralange Ausführung* - Extralong models														
720W WXL D20	20	20	180	125	17	9	3	APKT 1003...	VT25	BT08	0,390		●	
720W WXL D25	25	25	200	140	19	9	3				0,680		●	
720W WXL D32	32	32	220	160	30	15	3	APKT 1604...	VT40	BT15	1,250		●	

● **Disponibile - *Lieferbar* - On stock** ○ A richiesta - *Auf Anfrage* - On request

FRESE PER LAMATURA ED ALESATURA
SENKFRÄSER UND AUSBOHRER _ SPOT FACING AND BORING MILLING CUTTERS



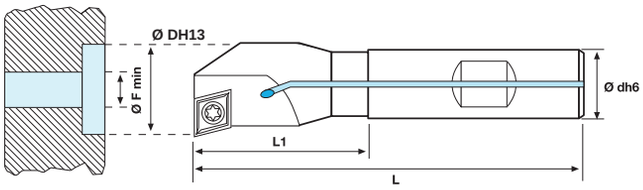

380 W	Ø D	L	L1 (mm)	Ø dh6 (mm)	Ø Fmin	Z				KG		STOCK	PRICELIST on getooling.com
380W W D10	10	85	15	12	4	1	CCMT 060204	VT25B	BT08	0,060		●	
380W W D11	11	85	15	12	4	1				0,060		●	
380W W D12	12	85	18	12	4	1				0,070		●	
380W W D13	13	85	23	12	5	1				0,070		●	
380W W D14	14	85	23	12	5	1				0,070		●	
380W W D15	15	85	30	12	5	1				0,070		●	
380W W D16	16	85	30	12	5	1				0,070		●	
380W W D17	17	95	30	16	6	1	CCMT 09T304	VT40	BT15	0,120		●	
380W W D18	18	95	40	16	6	1				0,120		●	
380W W D19	19	95	40	16	6	1				0,130		●	
380W W D20	20	95	40	16	5	1				0,140		●	
380W W D21	21	95	42	16	5	1				0,140		●	
380W W D22	22	95	42	16	6	1				0,140		●	
380W W D23	23	95	42	16	6	1				0,170		●	
380W W D24	24	95	42	16	6	1				0,280		●	
380W W D25	25	95	42	16	8	1				0,300		●	
380W W D26	26	120	56	20	8	1				0,300		●	
380W W D27	27	120	56	20	9	1				0,310		●	
380W W D28	28	120	56	20	10	1				0,320		●	
380W W D29	29	120	56	20	11	1				0,320		●	
380W W D30	30	120	56	20	12	1				0,340		●	
380W W D31	31	120	56	20	12	1				0,360		●	
380W W D32	32	120	56	20	13	1				0,360		●	
380W W D33	33	120	56	20	14	1				0,360		●	



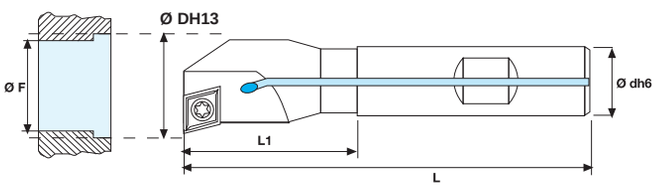

385 W	Ø D	L	L1 (mm)	Ø dh6 (mm)	Ø Fmin	Z				KG		STOCK	PRICELIST on getooling.com
385W W D10	9,8	90	23	8	4,5	1	CCMT 060204	VT25B	BT08	0,060		●	
385W W D11	10,8	105	24	10	3,5	1				0,060		●	
385W W D12	11,8	105	25	10	3	1				0,070		●	
385W W D13	12,8	105	26	10	2,5	1				0,070		●	
385W W D14	13,8	110	27	12	3	1				0,070		●	
385W W D15	14,8	120	28	12	3,5	1				0,070		●	
385W W D16	15,8	125	29	12	4	1				0,070		●	
385W W D17	16,8	140	30	16	5	1				0,120		●	
385W W D18	17,8	140	31	16	6	1				0,120		●	
385W W D19	18,8	150	32	16	7	1				0,130		●	
385W W D20	19,8	150	33	16	8	1	CCMT 09T304	VT40	BT15	0,140		●	
385W W D21	20,8	160	34	16	9	1				0,140		●	
385W W D22	21,8	160	35	20	10	1				0,140		●	
385W W D23	22,8	165	36	20	11	1				0,170		●	
385W W D24	23,8	170	37	20	12	1				0,280		●	
385W W D25	24,8	180	38	20	13	1				0,300		●	
385W W D26	25,8	185	39	20	14	1				0,300		●	
385W W D27	26,8	190	40	20	15	1				0,310		●	
385W W D28	27,8	190	41	20	16	1				0,320		●	
385W W D29	28,8	200	42	20	17	1				0,320		●	
385W W D30	29,8	200	43	25	18	1				0,340		●	
385W W D31	30,8	200	44	25	19	1				0,360		●	
385W W D32	31,8	200	45	25	20	1				0,360		●	

FRESE PER LAMATURA 180° _ *180° SENKFRÄSER* _ 180° SPOT-FACING END MILLS

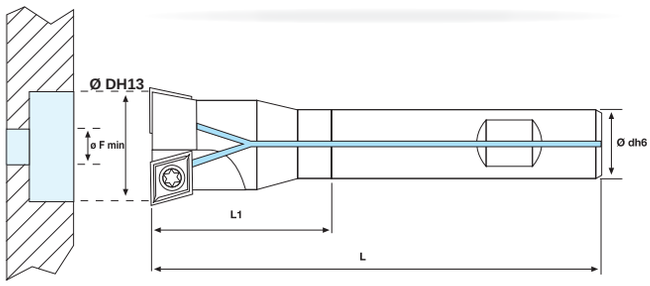

480 W	Ø D	L	L1 (mm)	Ø dh6 (mm)	Ø Fmin	Z				KG		STOCK	PRICELIST on getooling.com
480W W D15	15	92	30	12	5	2				0,070		●	
480W W D16	16	92	30	12	5	2				0,070		●	
480W W D17	17	94	32	16	6	2				0,120		●	
480W W D17,5	17.5	96	40	16	6.5	2				0,120		●	
480W W D18	18	97	41	16	7	2				0,120		●	
480W W D19	19	100	41	16	8	2	CCMT 060204	VT25B	BT08	0,130		●	
480W W D20	20	102	41	16	9	2				0,140		●	
480W W D21	21	105	41	16	10	2				0,150		●	
480W W D22	22	110	41	16	11	2				0,160		●	
480W W D23	23	112	41	16	12	2				0,170		●	
480W W D24	24	115	41	16	13	2				0,180		●	
480W W D25	25	120	40	16	8	2				0,180		●	
480W W D26	26	125	55	20	9	2				0,270		●	
480W W D27	27	128	55	20	10	2				0,300		●	
480W W D28	28	130	55	20	11	2				0,310		●	
480W W D29	29	132	55	20	12	2				0,330		●	
480W W D30	30	134	55	20	13	2				0,340		●	
480W W D31	31	136	55	20	14	2				0,350		●	
480W W D32	32	138	55	20	15	2				0,370		●	
480W W D33	33	140	55	20	16	2	CCMT 09T304	VT40	BT15	0,390		●	
480W W D34	34	140	60	25	16	2				0,540		●	
480W W D35	35	140	60	25	17	2				0,550		●	
480W W D36	36	140	60	25	18	2				0,560		●	
480W W D37	37	140	60	25	19	2				0,580		●	
480W W D38	38	140	60	25	20	2				0,590		●	
480W W D39	39	140	60	25	21	2				0,610		●	
480W W D40	40	140	60	25	22	2				0,620		●	
480W W D41	41	140	60	25	23	2				0,640		●	
480W W D42	42	140	60	25	24	2				0,650		●	
480W W D43	43	150	70	25	24	2				0,670		●	
480W W D44	44	150	70	25	24	2				0,690		●	
480W W D45	45	150	70	25	24	2	CCMT 120404	VT50	BT20	0,700		●	
480W W D46	46	150	70	25	24	2				0,720		●	
480W W D47	47	150	70	25	24	2				0,740		●	
480W W D48	48	150	70	25	24	2				0,760		●	

● **Disponibile - *Lieferbar* - On stock** ○ A richiesta - *Auf Anfrage* - On request

FRESE PER LAMATURA A TIRARE 180°
RÜCKWÄRTSSENKER 180° _ 180° BACK FACING MILLING CUTTERS

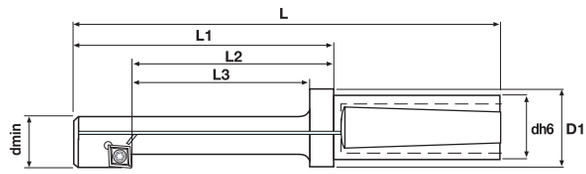

360 W		D	Dmin	L	L1	L2	L3	dh6	D1	e						STOCK	PRICELIST on getooling.com
					(mm)									KG			
360W D15	(HE)	15	8.5	105	55	42	35	20	25	3.5	**CPMT 05T104...**	**VT22**	**BT07**	0,170	--	●	
360W D18	(HE)	18	10.5	112	62	47	40	20	25	4				0,170	--	●	
360W W D20	(HE)	20	13	117	67	52	45	20	25	3.75				0,180	💧	●	
360W W D24	(HE)	24	15	122	72	57	50	20	25	4.75	**CCMT 060204**	**VT25B**	**BT08**	0,190	💧	●	
360W W D26	(HE)	26	17	132	82	67	60	20	25	5				0,210	💧	●	
360W W D30	(HE)	30	19	142	92	77	65	20	25	6				0,250	💧	●	
360W W D33	(HE)	33	21	152	102	82	75	20	25	6.5				0,270	💧	●	
360W W D36	(HE)	36	23	173	113	93	85	32	40	7				0,630	💧	●	
360W W D40	(HE)	40	25	183	123	103	95	32	40	8	**CCMT 09T304**	**VT40**	**BT15**	0,670	💧	●	
360W W D43	(HE)	43	30	183	123	103	95	32	40	7				0,860	💧	●	
360W W D48	(HE)	48	33	223	163	143	135	32	40	8				1,120	💧	●	
360W W D53	(HB)	53	36	210	140	--	110	40	--	9				1,420	💧	●	
360W W D57	(HB)	57	39	220	150	--	120	40	--	9.5	**CCMT 120404**	**VT50**	**BT20**	1,620	💧	●	
360W W D66	(HB)	66	45	245	165	--	135	50	--	11				2,620	💧	●	
360W W D76	(HB)	76	52	265	185	--	155	50	--	12.5				3,250	💧	●	

FRESE PER SMUSSO A TIRARE 45° _ *RÜCKWÄRTSFAS 45°* _ BACK CHAMFERING MILLING CUTTER 45°

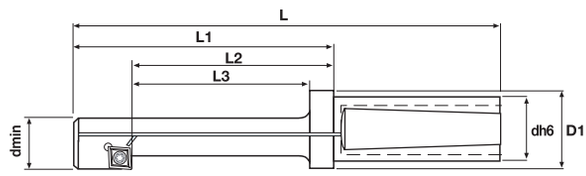

370 W		D	Dmin	L	L1	L2	L3	dh6	D1	e						STOCK	PRICELIST on getooling.com
					(mm)									KG			
370W D15	(HE)	15	10	105	55	42	35	20	25	2.70	**TCMT 0802...**	**VT22B**	**BT06**	0,170	--	●	
370W W D20	(HE)	20	14	110	60	47	40	20	25	3.20				0,180	💧	●	
370W W D23	(HE)	23	17	120	70	57	50	20	25	3.20	**TCMT 1102...**	**VT25B**	**BT08**	0,190	💧	●	
370W W D27	(HE)	27	21	140	90	77	70	20	25	3.20				0,210	💧	●	
370W W D31	(HE)	31	24	150	100	87	80	20	25	3.70				0,250	💧	●	

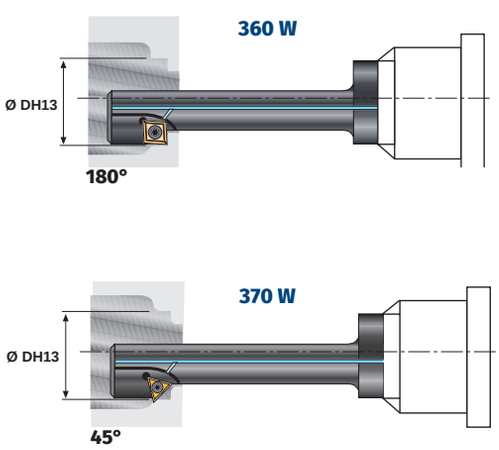

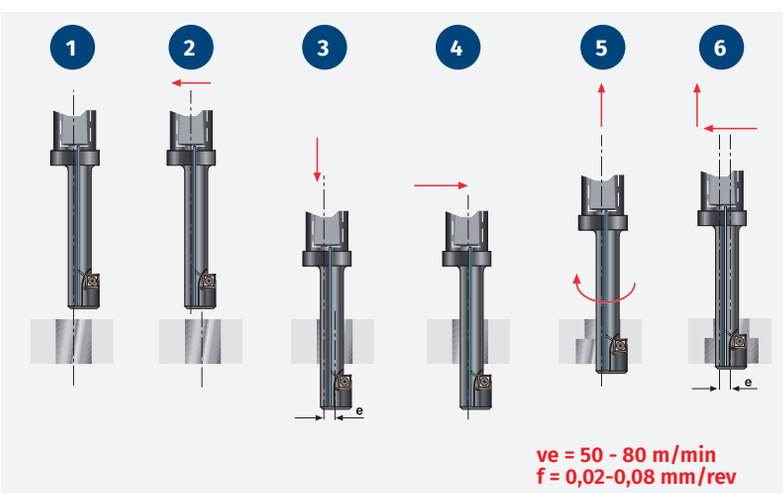

BARENI REGISTRABILI PER ALESATURA
EINSTELLBARE FEINBOHRSTANGEN _ ADJUSTEMENT BORING BARS

R.A.I.

R.A.I. CCMT...

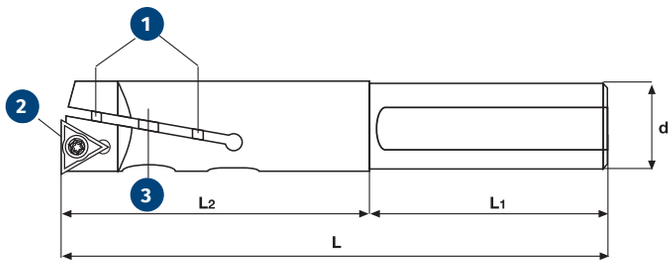

R.A.I.	L	L1	L2	d	Dmin	Dmax	1	2	3	INSERTO *Wendeplatte* insert	KG		STOCK	PRICELIST on getooling.com
	(mm)													
R.A.I. 06	85	65	20	8	06	07	**RE 11**	**VT24**	**BL 11**	**WCMT 0201...**	0,020		●	
R.A.I. 07	90	65	25	8	07	08	**RE 9**	**VT20**	**BL 9**	**TPGX 0601 ..L**	0,020		●	
R.A.I. 08	90	65	25	8	08	10	**RE 10**	**VT20**	**BL 10**	**TPGX 0601 ..L**	0,030		●	
R.A.I. 10	100	70	30	10	10	12	**RE 0**	**VT20**	**BL 0**	**TPGX 0802 ..L**	0,070		●	
R.A.I. 12	105	65	40	12	12	15	**RE 1**	**VT20**	**BL 1**	**TPGX 0802 ..L**	0,100		●	
R.A.I. 15	110	60	50	16	15	20	**RE 2**	**VT20**	**BL 2**	**TPGX 0802 ..L**	0,170		●	
R.A.I. 20	120	60	60	20	20	25	**RE 3**	**VT25**	**BL 3**	**TCMT 1102...**	0,270		●	
R.A.I. 25	140	70	70	25	25	30	**RE 4**	**VT40**	**BL 4**	**TCMT 16T3...**	0,480		●	
R.A.I. 30	160	70	90	25	30	35	**RE 5**	**VT40**	**BL 5**	**TCMT 16T3...**	0,620		●	
R.A.I. 35	170	70	100	32	35	40	**RE 6**	**VT40**	**BL 6**	**TCMT 16T3...**	1,050		●	
R.A.I. 40	190	70	120	32	40	45	**RE 7**	**VT40**	**BL 7**	**TCMT 16T3...**	1,400		●	
R.A.I. 45	220	70	150	32	45	50	**RE 8**	**VT40**	**BL 8**	**TCMT 16T3...**	2,040		●	
R.A.I. 10 CCMT	100	70	30	10	10	12	**RE 1**	**VT25B**	**BL 0**	**CCMT 0602...**	0,070		●	
R.A.I. 12 CCMT	105	65	40	12	12	15	**RE 1**	**VT25B**	**BL 1**	**CCMT 0602...**	0,100		●	
R.A.I. 15 CCMT	110	60	50	16	15	20	**RE 2**	**VT25B**	**BL 2**	**CCMT 0602...**	0,170		●	
R.A.I. 20 CCMT	120	60	60	20	20	25	**RE 3**	**VT25B**	**BL 3**	**CCMT 0602...**	0,270		●	
R.A.I. 25 CCMT	140	70	70	25	25	30	**RE 4**	**VT35**	**BL 4**	**CCMT 09T3...**	0,480		●	
R.A.I. 30 CCMT	160	70	90	25	30	35	**RE 5**	**VT35**	**BL 5**	**CCMT 09T3...**	0,620		●	
R.A.I. 35 CCMT	170	70	100	32	35	40	**RE 6**	**VT35**	**BL 6**	**CCMT09T3...**	1,050		●	
R.A.I. 40 CCMT	190	70	120	32	40	45	**RE 7**	**VT35**	**BL 7**	**CCMT 09T3...**	1,400		●	
R.A.I. 45 CCMT	220	70	150	32	45	50	**RE 8**	**VT35**	**BL 8**	**CCMT 09T3...**	2,040		●	
Serie lunga - *Lange Ausführung* - Long models														
R.A.I. 12 SL	130	70	60	12	12	15	**RE 1**	**VT20**	**BL 1**	**TPGX 0802 ..L**	0,200		○	
R.A.I. 15 SL	140	70	70	16	15	20	**RE 2**	**VT20**	**BL 2**	**TPGX 0802 ..L**	0,270		○	
R.A.I. 20 SL	150	70	80	20	20	25	**RE 3**	**VT25**	**BL 3**	**TCMT 1102...**	0,370		○	
R.A.I. 25 SL	170	70	100	25	25	30	**RE 4**	**VT40**	**BL 4**	**TCMT 16T3...**	0,580		○	
R.A.I. 30 SL	190	70	120	25	30	35	**RE 5**	**VT40**	**BL 5**	**TCMT 16T3...**	0,720		○	
R.A.I. 35 SL	220	70	150	32	35	40	**RE 6**	**VT40**	**BL 6**	**TCMT 16T3...**	1,150		○	

● **Disponibile - *Lieferbar* - On stock** ○ A richiesta - *Auf Anfrage* - On request

FRESE PER SMUSSI _ *FASENFRÄSER* _ CHAMFERING MILLING CUTTERS



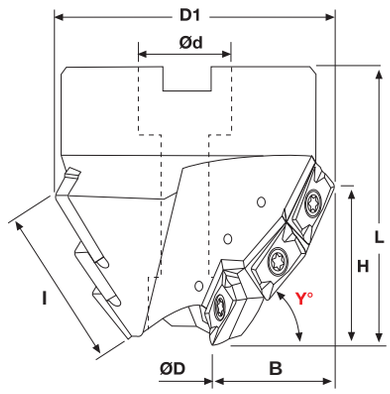

15°-20°-30°-40°-45°-60°-75°

FB: 030	ØD	D1	Ød	L	B	I	Y°	H	Z	K							PRICELIST on getooling.com
				(mm)										KG		STOCK	
FB.030.001 W	17	56	22	50	17,8	27,5	45°	19	9	3				0,470		●	
FB.030.002 W	17	45	16	50	13	27,5	60°	24	9	3				0,280		●	
FB.030.003 W	17	65	22	50	24	27,5	30°	13	9	3	**APHT APHX APKT 1003...**	**VT25**	**BT08**	0,600		●	
FB.030.004 W	17	70	22	50	27	27,5	15°	7	9	3				0,770		●	
FB.030.005 W	19	33	16	60	7	27,5	75°	27	9	3				0,270		●	
FB.030.006 W	17	60	22	50	19	27,5	40°	17	9	3				0,520		●	
FB.030.007 W	17	69	22	50	26	27,5	20°	9	9	3				0,700		●	

Disponibile a richiesta anche FB 030 oon gradazioni differenti Y°
Liferbar auf Anfrage FB 030 mit verschiedenen Graden Y°
Available on request FB 030 with different grades Y°

K= Fattore d'avanzamento _ *Vorschubfaktor* _ Factor of feed

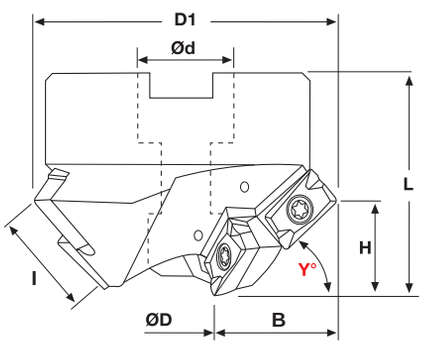

10°-15°-20°-30°-40°-45°-50°-60°-75°

FB: 035	ØD	D1	Ød	L	B	I	Y°	H	Z	K							PRICELIST on getooling.com
				(mm)										KG		STOCK	
FB.035.001 W	35	77,8	27	50	21,4	30	45°	21,5	6	3				0,780		●	
FB.035.002 W	35	65	27	50	15,1	30	60°	26,5	6	3				0,580		●	
FB.035.003 W	35	88	27	50	26,5	30	30°	15,0	6	3				1,000		●	
FB.035.004 W	35	94	27	50	29,5	30	15°	8,0	6	3	**APHT APHX APKT 1604...**	**VT40**	**BT15**	1,190		●	
FB.035.005 W	35	50,7	22	60	8	30	75°	29,5	6	3				0,460		●	
FB.035.006 W	35	84	27	50	24,5	30	40°	19	6	3				0,860		●	
FB.035.007 W	35	91	27	50	28,5	30	20°	10	6	3				1,130		●	
FB.035.008 W	35	73	27	50	18	30	50°	23	6	3				0,820		●	
FB.035.009 W	35	98	27	50	32	30	10°	6	6	3				1,260		●	

Disponibile a richiesta anche FB 035 con gradazioni differenti Y°
Liferbar auf Anfrage FB 035 mit verschiedenen Graden Y°
Available on request FB 035 with different grades Y°

K= Fattore d'avanzamento _ *Vorschubfaktor* _ Factor of feed

ESEMPIO SET _ *SATZ BEISPIEL* _ SET EXAMPLE

BOX TCMT SET W

Frese smussi e svasature
Fasen Fräser
Milling cutters for chamfering

			KG		STOCK	
Art. SET 300W W - 45°	**n° 1**	300.016 WW	0,270		●	SPECIAL NET PRICE PROMO
	n° 1	300.021 WW				

BOX TCMT SET W

Frese smussi e svasature
Fasen Fräser
Milling cutters for chamfering

			KG		STOCK	
Art. SET 310W W - 60°	**n° 1**	310.016 WW	0,270		●	SPECIAL NET PRICE PROMO
	n° 1	310.027 WW				

BOX TCMX SET W

Frese per smussi, scanalature a V e centrare 45°
Fas-und Zentrierfräser 45°
Center drilling, chamfering and V grooving 45°

			KG		STOCK	
Art. SET 311W W	**n° 1**	311.020 WW	0,330		●	SPECIAL NET PRICE PROMO
	n° 4	TCMX 16T3ZR TiN				

BOX SEEX SET W

Frese per smussi, scanalature a V e centrare 45° / 30°
Fas-und Zentrierfräser 45° / 30°
Center drilling, chamfering and V grooving 45° / 30°

			KG		STOCK	
Art. SET 160W - 45°	**n° 1**	160.45 W	0,250	--	●	SPECIAL NET PRICE PROMO
	n° 5	SEEX 12T408 TiN				

BOX TCGX SET W

Fresa per sbavatura e smusso 45°
Fasen Fräser 45°
Chamfering Milling Cutter 45°

			KG		STOCK	
Art. SET 7745-0525	**n° 1**	7745VT16-C12-0525	0,200	--	●	SPECIAL NET PRICE PROMO
	n° 4	TCGX 163504...				

● **Disponibile - *Lieferbar* - On stock** ○ A richiesta - *Auf Anfrage* - On request

MOULDMILL


0.01
A
L1
L3
L2
M
L
P
L4
Under Cut
D1
M
0.005
D
L1
L2
90°
L3
L4
L1
L
D1
M
L1
D2
D
L

● **Disponibile - *Lieferbar* - On stock** ○ A richiesta - *Auf Anfrage* - On request

FRESE MODULARI PER SPALLAMENTO
EINSCHRAUBKUGELGESENKFRÄSER _ THREADED TYPE MILLING CUTTERS

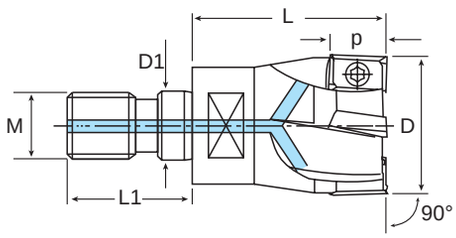

741MO.N	D	D1	L (mm)	L1	M	p	Z					STOCK	PRICELIST on getooling.com
741MO D10/2 N	10	6,5	16	14,5	M6	5,2	2	APKT APMX 0602...	VT18	BT06	0,010	●	
741MO D12/3 N	12	6,5	16	14,5	M6	5,2	3				0,010	●	
741MO D16/4 N	16	8,5	21	17,5	M8	5,2	4				0,020	●	
741MO D20/5 N	20	10,5	26	20	M10	5,2	5				0,050	●	
741MO D25/7 N	25	12,5	30	22	M12	5,2	7				0,100	●	
741MO D32/8 N	32	17	43	23	M16	5,2	8				0,240	●	

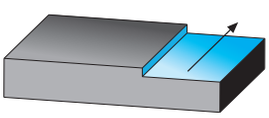

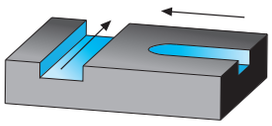

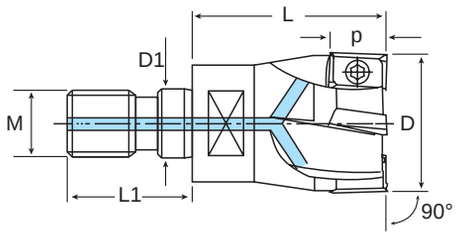

740MO	D	D1	L (mm)	L1	M	p	ß	Z					STOCK	PRICELIST on getooling.com
740MO D10/1	10	6,5	20	14,5	M6	10	11,0°	1	APHT APHX APKT 1003...	VT25	BT08	0,010	●	
740MO D12/1	12	6,5	20	14,5	M6	10	9,0°	1				0,010	●	
740MO D16/2	16	8,5	25	17,5	M8	10	3,5°	2				0,020	●	
740MO D20/3	20	10,5	30	20	M10	10	1,5°	3				0,050	●	
740MO D25/3	25	12,5	35	22	M12	10	0,9°	3				0,100	●	
740MO D25/4	25	12,5	35	22	M12	10	0,9°	4				0,900	●	
740MO D28/4	28	12,5	35	22	M12	10	0,9°	4				0,120	●	
740MO D30/4	30	17	43	24	M16	10	0,6°	4				0,210	●	
740MO D32/5	32	17	43	24	M16	10	0,6°	5				0,220	●	

730MO	D	D1	L (mm)	L1	M	p	ß	Z					STOCK	PRICELIST on getooling.com
730MO D32/3	32	17	46	24	M16	17	2,0°	3	APHT APHX APKT 1604...	VT40	BT15	0,220	●	
730MO D40/4	40	17	46	24	M16	17	1,5°	4				0,330	●	

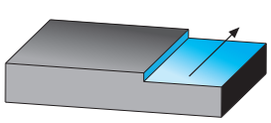

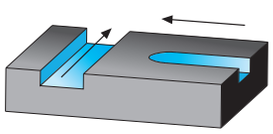

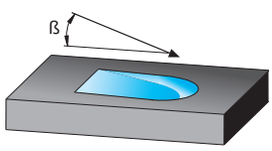

FRESE MODULARI PER SPALLAMENTO
EINSCHRAUBKUGELGESENKFRÄSER _ THREADED TYPE MILLING CUTTERS



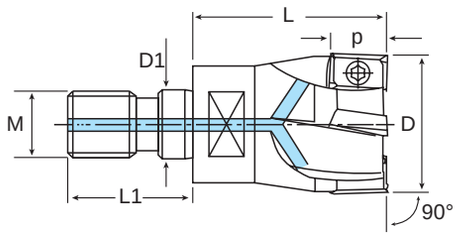

745MO	D	D1	L	L1	M	p	ß	z				KG		STOCK	PRICELIST on getooling.com
	(mm)														
745MO D20/3	20	10,5	30	20	M10	10	4,0°	3	LNEX LNKX LNMX 10...	VT 30 745	BT09	0,050		●	
745MO D25/3	25	12,5	35	22	M12	10	3,5°	3				0,100		●	
745MO D32/4	32	17	43	24	M16	10	3,0°	4				0,230		●	

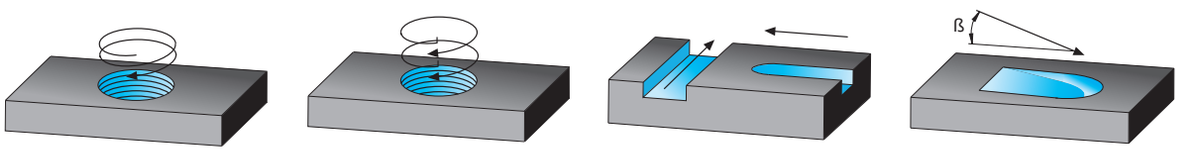

FRESE MODULARI PER SMUSSO
EINSCHRAUBFASENFRÄSER _ THREADED TYPE MILLING CUTTERS

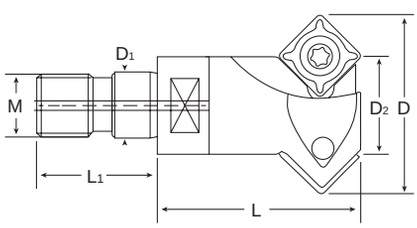

321 MO	D	D1	D2	L	L1	M	z				KG		STOCK	PRICELIST on getooling.com
	(mm)													
321MO D12/1	23,7	8,5	12	30	17,5	8	1	SPGT SPMT 09T3...	VT35S	BT15	0,190		●	
321MO D16/2	28,8	10,5	16	30	20	10	2				0,150		●	
321MO D30/3	42,3	17	30	35	24	16	3				0,270		●	

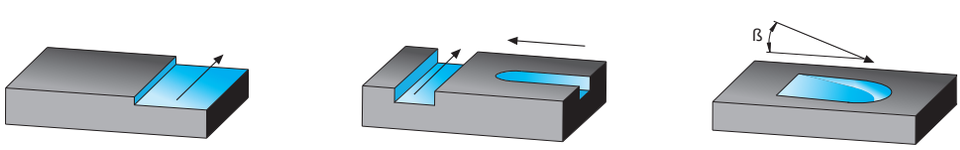

● **Disponibile - *Lieferbar* - On stock** ○ A richiesta - *Auf Anfrage* - On request

FRESE A COPIARE
EINSCHRAUBKUGELGESENKFRÄSER FÜR RUND - WSP _ THREADET TYPE MILLING CUTTERS

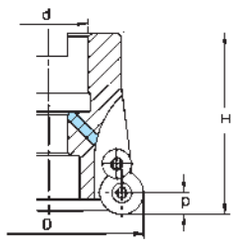

400M	D	d	H	p	ß	z						KG		STOCK	PRICELIST on getooling.com
			(mm)												
400M 042-10/6	42	16	44	5	–	6	RD.. 1003...					0,240		●	
400M 052-12/5	52	22	50	6	5,7°	5	RD.. 12T3...	VT35	--	CVB 35	BT15	0,360		●	
400M 066-12/6	66	27	50	6	4,1°	6	RD.. 12T3...					0,610		●	
400M 080-12/7	80	27	50	6	3,2°	7	RD.. 12T3...					1,080		●	
400M 052-16/4	52	22	50	8	8,8°	4	RD.. 1604...					0,330		●	
400M 066-16/5	66	27	50	8	6,0°	5	RD.. 1604...					0,500		●	
400M 080-16/6	80	27	50	8	4,5°	6	RD.. 1604...	VT45	CVB 45	--	BT20	1,050		●	
400M 100-16/7	100	32	55	8	3,7°	7	RD.. 1604...					1,800		●	
400M 125-16/8	125	40	55	8	2,8°	8	RD.. 1604...					2,300		●	
400M 160-16/9	160	40	55	8	1,8°	9	RD.. 1604...					4,460		●	

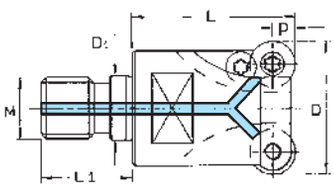

400MO	D	L	M	D1	L1	p	ß	z					KG		STOCK	PRICELIST on getooling.com
				(mm)												
400MO D10/2	10	18	M6	6,5	14,5	2,5	28,9°	2	RD.. 0501...	VT18			0,010		●	
400MO D20/5	20	30	M10	10,5	20	2,5	6,9°	5	RD.. 0501...		--	--	0,060		●	
400MO D12/2	12	18	M6	6,5	14,5	3,5	22,7°	2	RD.. 07T1...				0,010		●	
400MO D15/2	15	23	M8	8,5	17,5	3,5	20,0°	2	RD.. 0702...				0,020		●	
400MO D15/3	15	23	M8	8,5	17,5	3,5	20,0°	3	RD.. 0702...	VT2530	--	--	0,030		●	
400MO D20/4	20	30	M10	10,5	20	3,5	11,0°	4	RD.. 0702...				0,060		●	
400MO D25/5	25	35	M12	12,5	22	3,5	7,3°	5	RD.. 0702...				0,100		●	
400MO D30/5	30	43	M16	17	24	3,5	5,4°	5	RD.. 0702...				0,200		●	
400MO D20/2	20	30	M10	10,5	20	5	39,0°	2	RD.. 1003...				0,050		●	
400MO D25/2	25	35	M12	12,5	22	5	14,3°	2	RD.. 1003...				0,100		●	
400MO D25/3	25	35	M12	12,5	22	5	14,3°	3	RD.. 1003...				0,090		●	
400MO D30/4	30	43	M16	17	24	5	9,3°	4	RD.. 1003...	VT35	--	--	0,200		●	
400MO D35/4	35	43	M16	17	24	5	7,3°	4	RD.. 1003...				0,200		●	
400MO D35/5	35	43	M16	17	24	5	7,3°	5	RD.. 1003...				0,250		●	
400MO D42/5	42	43	M16	17	24	5	5,4°	5	RD.. 1003...				0,250		●	
400MO D24/2	24	35	M12	12,5	22	6	–	2	RD.. 12T3...				0,100		●	
400MO D35/3	35	43	M16	17	24	6	–	3	RD.. 12T3...	VT35	--	CVB 35	0,200		●	
400MO D42/4	42	43	M16	17	24	6	8,3°	4	RD.. 12T3...				0,250		●	
400MO D32/2	32	43	M16	17	24	8	–	2	RD.. 1604...	VT45	CVB 45	--	0,200		●	



● **Disponibile - *Lieferbar* - On stock** ○ A richiesta - *Auf Anfrage* - On request

ADATTATORI IN METALLO DURO _ *VHM VERLÄNGERUNGEN* _ CARBIDE ADAPTORS

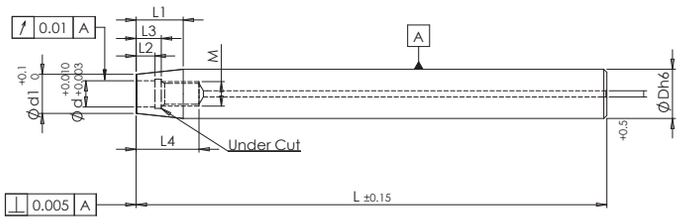

PCIMD	D	d	d1	L	L1	L2	L3	L4	M	KG		STOCK	PRICELIST on getooling.com
			⟷ (mm)										
PCIMD12 060 M06	12	6,5	9,7	60	15	5	8	19	6	0,100	💧	●	
PCIMD12 080 M06	12	6,5	9,7	80	15	5	8	19	6	0,140	💧	●	
PCIMD12 100 M06	12	6,5	9,7	100	15	5	8	19	6	0,200	💧	●	
PCIMD12 150 M06	12	6,5	9,7	150	15	5	8	19	6	0,300	💧	●	
PCIMD16 080 M08	16	8,5	12,7	80	15	6	9	20	8	0,350	💧	●	
PCIMD16 100 M08	16	8,5	12,7	100	15	6	9	20	8	0,350	💧	●	
PCIMD16 120 M08	16	8,5	12,7	120	15	6	9	20	8	0,350	💧	●	
PCIMD16 150 M08	16	8,5	12,7	150	15	6	9	20	8	0,350	💧	●	
PCIMD16 200 M08	16	8,5	12,7	200	15	6	9	20	8	0,600	💧	●	
PCIMD20 100 M10	20	10,5	17,7	100	20	10	13	26	10	0,500	💧	●	
PCIMD20 140 M10	20	10,5	17,7	140	20	10	13	26	10	0,700	💧	●	
PCIMD20 200 M10	20	10,5	17,7	200	20	10	13	26	10	0,900	💧	●	
PCIMD25 100 M12	25	12,5	20,7	100	30	10	13	26	12	0,500	💧	●	
PCIMD25 150 M12	25	12,5	20,7	150	30	10	13	26	12	0,500	💧	●	
PCIMD25 200 M12	25	12,5	20,7	200	30	10	13	26	12	0,900	💧	●	
PCIMD25 250 M12	25	12,5	20,7	250	30	10	13	26	12	1,-0	💧	●	
PCIMD32 100 M16	32	17	28,7	100	30	10	14	30	16	1,250	💧	●	
PCIMD32 150 M16	32	17	28,7	150	30	10	14	30	16	1,900	💧	●	

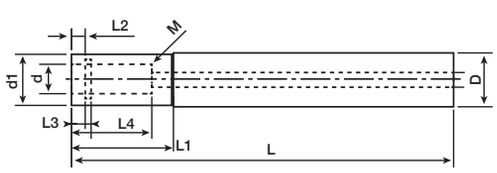

PCCMD	D	d	d1	L	L1	L2	L3	L4	M	KG		STOCK	PRICELIST on getooling.com
			⟷ (mm)										
PCCMD10 150 M6	10	6,5	9,8	150	30	5	7	19	6	0,300	💧	○	
PCCMD12 150 M6	12	6,5	10,8	150	27	5	7	19	6	0,300	💧	○	
PCCMD16 150 M8	16	8,5	15	150	27	6	8	20	8	0,350	💧	○	
PCCMD16 200 M8	16	8,5	15	200	31	6	8	20	8	0,600	💧	○	
PCCMD20 200 M10	20	10,5	18	200	36	10	12	24	10	0,900	💧	○	
PCCMD20 250 M10	20	10,5	18	250	44	10	12	24	10	1,-0	💧	○	
PCCMD25 200 M12	25	12,5	22,5	200	36	10	12	26	12	0,500	💧	○	
PCCMD25 250 M12	25	12,5	22,5	250	44	10	12	26	12	1,-0	💧	○	
PCCMD32 250 M16	32	17	28,6	250	44	10	13	28	16	2,100	💧	○	
PCCMD32 300 M16	32	17	28,6	300	52	10	13	28	16	2,300	💧	○	

● **Disponibile - *Lieferbar* - On stock** ○ A richiesta - *Auf Anfrage* - On request

MICROTOOLS AMS



MONTAGGIO _ *MONTAGE* _ ASSEMBLING

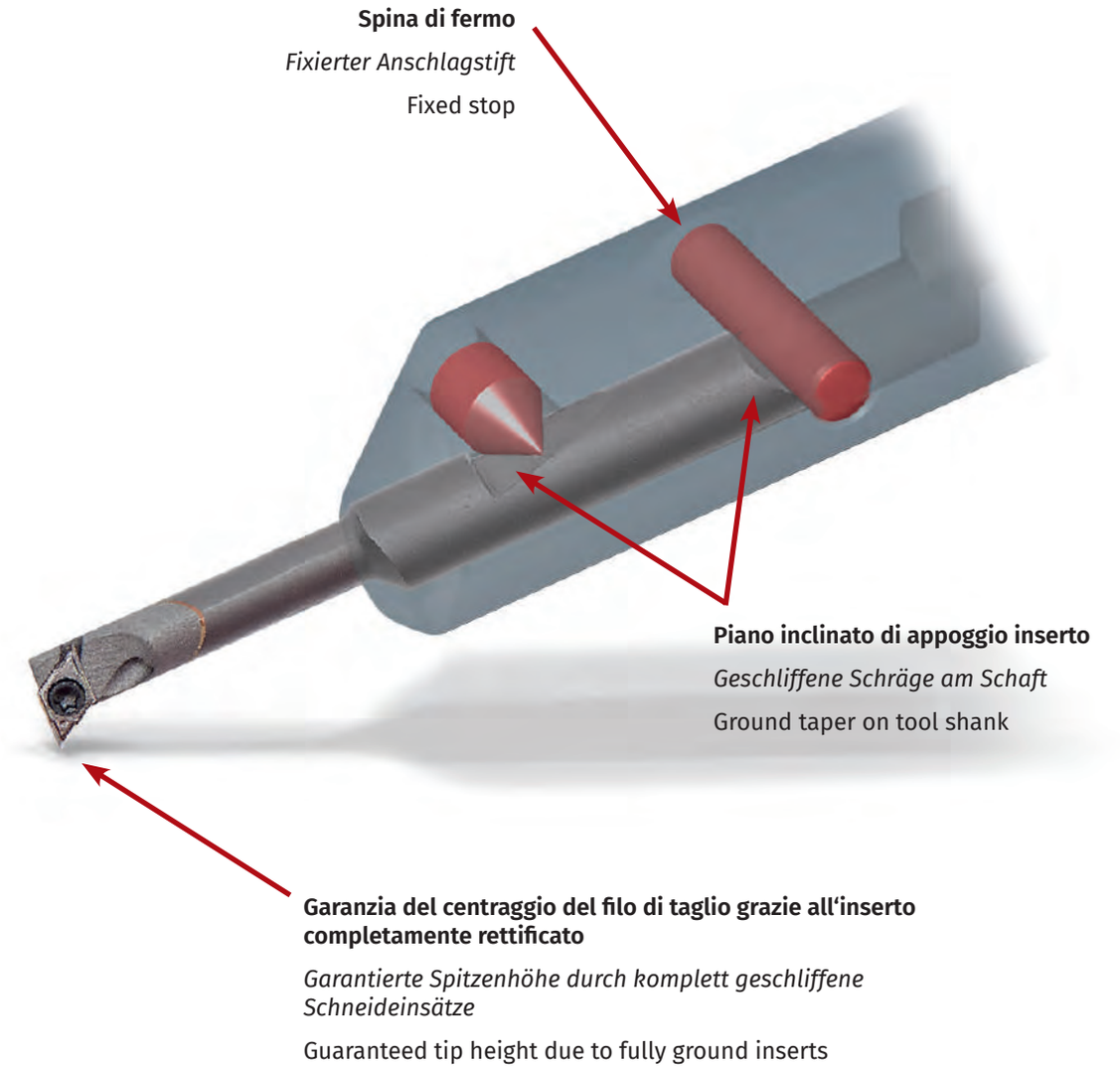

● **Disponibile - *Lieferbar* - On stock** ○ A richiesta - *Auf Anfrage* - On request

ADATTATORI AMS _ *KLEMMHALTER AMS* _ HOLDERS AMS

HAMS	D	D2	d (mm)	l	l1	l2	Ex				KG		STOCK	PRICELIST on getooling.com
HAMS 1604R/L	4	12	16	120	95	25	2,35	AS 0043	KVR 16	KP3111	0,150		●	



HAMS	D	d (mm)	l	Ex				KG		STOCK	PRICELIST on getooling.com
HAMS 1606R/L	6	16	120	2,8	AS 0044	KVR 16	KP1111	0,160		●	
HAMS 1608R/L	8	16	120	2,8				0,160		●	

BARENI PER TORNITURA INTERNA AMS
BOHRSTANGEN FÜR DIE INNENBEARBEITUNG AMS _ INTERNAL BORING BARS AMS





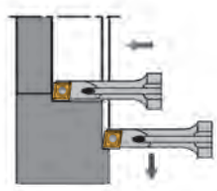

CARBIDE

E-SCLDR/L	d	l1 (mm)	l2	f	Dmin				KG	STOCK	PRICELIST on getooling.com
E04 SCLDR/L 04 AMS	4	46	24	2,4	4,8	CDGT 0401...	VT18B	BT06	0,015	●	
E06 SCLDR/L 04 AMS	6	65	37	3,4	6,8				0,030	●	



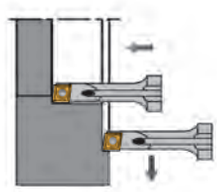

CARBIDE

E-SCLCR/L	d	l1 (mm)	l2	f	Dmin				KG	STOCK	PRICELIST on getooling.com
E0408 SCLCR/L 03 AMS	8	57	26	2,5	5	CCGT 0301...	VT16	BT06	0,022	●	

BARENI PER TORNITURA INTERNA AMS
BOHRSTANGEN FÜR DIE INNENBEARBEITUNG AMS _ INTERNAL BORING BARS AMS



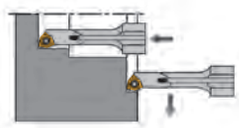

CARBIDE

E-SWUCR/L

	d	l1 (mm)	l2 (mm)	f (mm)	Dmin				KG	STOCK	PRICELIST on getooling.com
E 06 SWUCR/L 02 AMS	6	65	37	3,9	7,8	WCMT WCGT 0201...	VT20B	BT06	0,030	●	





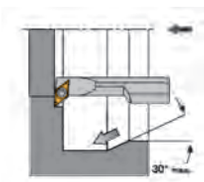

CARBIDE

E-SDUCR/L

	d	l1 (mm)	l2 (mm)	f (mm)	f1	Dmin				KG	STOCK	PRICELIST on getooling.com
E0406 SDUCR/L 04 AMS	6	56	26	3	1,5	5,6	DCGT 04T0...	VT1604	BT05	0,022	●	
E0408 SDUCR/L 04 AMS	8	57	26	3	1,5	5,6				0,022	●	



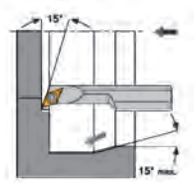

CARBIDE

E-SDQCR/L

	d	l1 (mm)	l2 (mm)	f (mm)	f1	Dmin				KG	STOCK	PRICELIST on getooling.com
E0406 SDQCR/L 04 AMS	6	56	26	2,6	1,1	5,2	DCGT 04T0...	VT1604	BT05	0,022	●	
E0408 SDQCR/L 04 AMS	8	57	26	2,6	1,1	5,2				0,022	●	



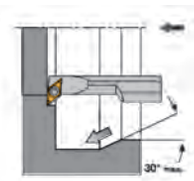

CARBIDE

E-SVLCR/L

	d	l1 (mm)	l2 (mm)	f (mm)	f1	Dmin				KG	STOCK	PRICELIST on getooling.com
E0406 SVLCR/L 05 AMS	6	56	26	6	3	9,2	VCGT 0501...	VT1604	BT05	0,022	●	
E0408 SVLCR/L 05 AMS	8	57	26	5	3	9,2				0,031	●	

● **Disponibile - *Lieferbar* - On stock** ○ A richiesta - *Auf Anfrage* - On request

BARENI PER TORNITURA INTERNA AMS
BOHRSTANGEN FÜR DIE INNENBEARBEITUNG AMS _ INTERNAL BORING BARS AMS



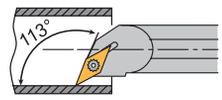

CARBIDE

E-SVXCR/L

	d	l1	l2	f	f1	Dmin					STOCK	PRICELIST on getooling.com
		(mm)										
E0406 SVXCR/L 05 AMS	6	56	26	5	3	8,2	VCGT 0501...	VT1604	BT05	0,022	●	
E0408 SVXCR/L 05 AMS	8	57	26	5	3	9,2				0,031	●	



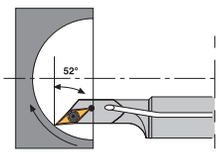

CARBIDE

E-SVJCR/L

	d	l1	l2	f	Dmin					STOCK	PRICELIST on getooling.com
		(mm)									
E0406 SVJCR/L 05 AMS	6	56	26	2	5,5	VCGT 0501...	VT1604	BT05	0,021	●	
E0408 SVJCR/L 05 AMS	8	57	26	2	5,5				0,028	●	

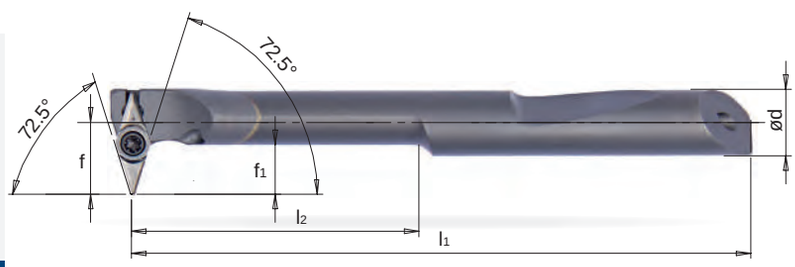

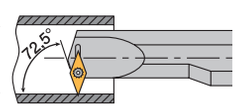

CARBIDE

E-SVVCR/L

	d	l1	l2	f	f1	Dmin					STOCK	PRICELIST on getooling.com
		(mm)										
E0406 SVVCR/L 05 AMS	6	56	26	6,5	4,5	10,3	VCGT 0501...	VT1604	BT05	0,024	●	
E0408 SVVCR/L 05 AMS	8	57	26	5,5	3,5	10,2				0,035	●	

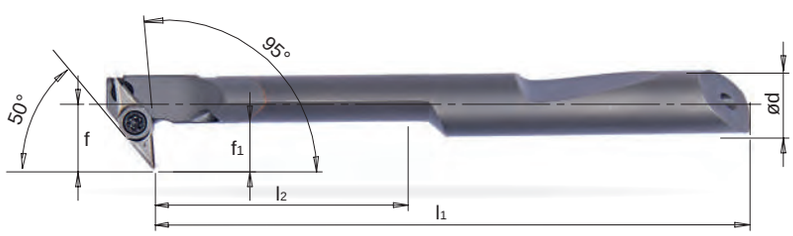

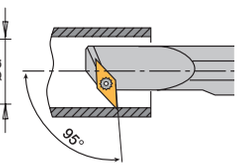

CARBIDE

E-SV95CR/L

	d	l1	l2	f	f1	Dmin					STOCK	PRICELIST on getooling.com
		(mm)										
E0406 SV95CR/L 05 AMS	6	56	26	6	4,5	9,2	VCGT 0501...	VT1604	BT05	0,024	●	
E0408 SV95CR/L 05 AMS	8	57	26	5	3	9,2				0,037	●	

BARENI PER TORNITURA INTERNA AMS
BOHRSTANGEN FÜR DIE INNENBEARBEITUNG AMS _ INTERNAL BORING BARS AMS

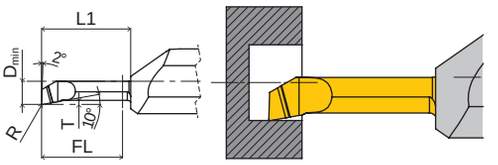

TURNING 95°

PRICELIST on getooling.com

	Dmin	FL	R (mm)	T	L1	STOCK	K15	TiN	TiALN
GEMCS-D-250401-200.40R	2,5	20	0,1	0,4	22	O			
GEMCS-D-300401-200.40R	3,0	20	0,1	0,4	22	O			
GEMCS-D-390602-150.40R	3,9	15	0,2	0,6	17	O			
GEMCS-D-590802-200.60R	5,9	20	0,2	0,8	22	O			
GEMCS-D-590801-150.60R	5,9	15	0,1	0,8	17	O			
GEMCS-D-6005015-420.60R	6,0	42	0,15	0,8	44	O			

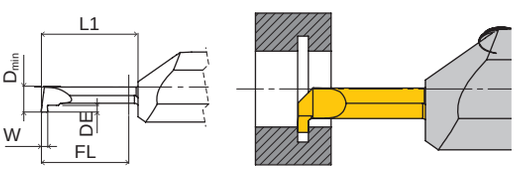

GROOVING

PRICELIST on getooling.com

	Dmin	W	DE (mm)	FL	L1	STOCK	K15	TiN	TiALN
GEMCS-S-39100800-100.40R	3,9	1	0,8	10	12	O			
GEMCS-S-59151800-100.60R	5,9	1,5	1,8	10	12	O			
GEMCS-S-69202500-150.80R	6,9	2	2,5	15	17	O			
GEMCS-S-79182500-250.80R	7,9	1,8	2,5	25	27	O			

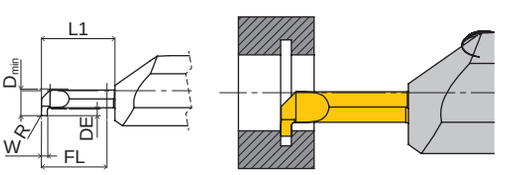

CIR-CLIP DIN471/472

PRICELIST on getooling.com

	Dmin	W	DE (mm)	R	FL	L1	STOCK	K15	TiN	TiALN
GEMCS-472-41139110-150.40R	4,1	1,39	1,1	0,05	15	17	O			
GEMCS-472-84119200-200.80R	8,4	1,19	2	0,05	20	22	O			
GEMCS-472-84169250-200.80R	8,4	1,69	2,5	0,05	20	22	O			

● **Disponibile - *Lieferbar* - On stock** O A richiesta - *Auf Anfrage* - On request

BARENI PER TORNITURA INTERNA AMS
BOHRSTANGEN FÜR DIE INNENBEARBEITUNG AMS _ INTERNAL BORING BARS AMS

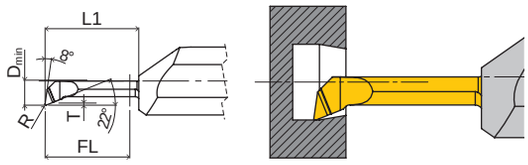

COPYING

PRICELIST on getooling.com

	Dmin	FL	R (mm)	T	L1	STOCK	K15	TiN	TiALN
GEMCS-K-390802-150.40R	3,9	15	0,2	0,8	17	O			
GEMCS-K-500502-250.60R	5	25	0,2	0,5	26	O			
GEMCS-K-591802-200.60R	5,9	20	0,2	1,8	22	O			

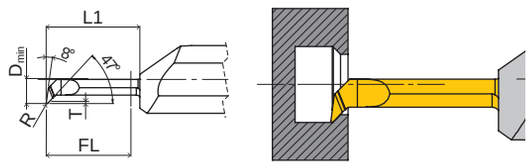

COPYING 45°

PRICELIST on getooling.com

	Dmin	FL	R (mm)	T	L1	STOCK	K15	TiN	TiALN
GEMCS-K45-391304-200.40R	3,9	20	0,4	1,3	22	O			
GEMCS-K45-400604-150.40R	4	15	0,4	0,6	17	O			

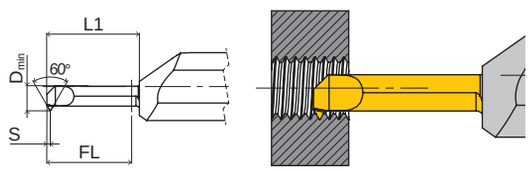

THREADING 60°, METRIC PARTIAL PROFILE

PRICELIST on getooling.com

	Dmin	Th	P (mm)	S	FL	L1	STOCK	K15	TiN	TiALN
GEMCS-G-M5-150.40R	4	M5	0,5–1,0	0,7	15	17	O			
GEMCS-G-M8-200.60R	6	M8	0,5–1,5	0,8	20	22	O			

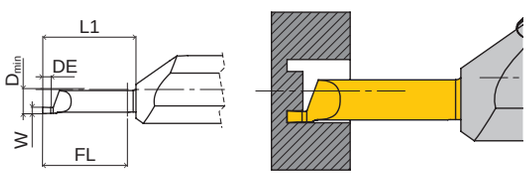

AXIAL GROOVING

PRICELIST on getooling.com

	Dmin	W (mm)	DE	FL	L1	STOCK	K15	TiN	TiALN
GEMCS-A-70152000-200.60R	7	1,5	2	20	22	O			
GEMCS-A-90152000-250.80R	9	1,5	2	25	27	O			

ADATTATORI
KLEMMHALTER _ HOLDERS

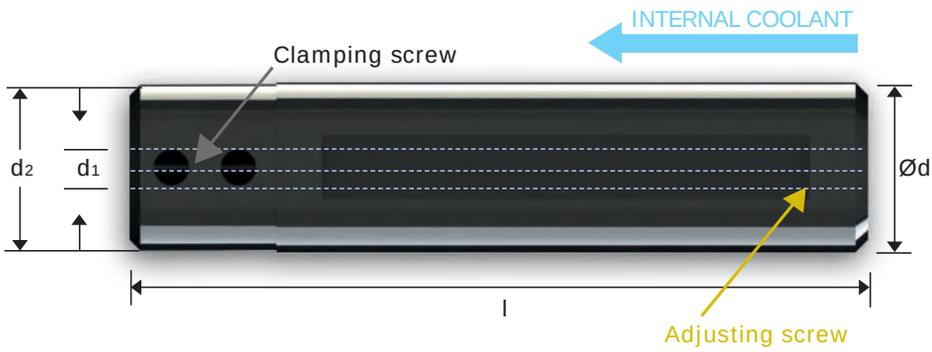

GEH	d	d1 (mm)	d2	l	CLAMPING SCREW	ADJUSTING SCREW	KEY	STOCK	PRICELIST on getooling.com
GEH16-6	16	6,0	20	88	**S25**	**S35**	**K25**	O	
GEH20-6	20	6,0	20	88	**S25**	**S35**	**K25**	O	
GEH16-8	16	8,0	20	88	**S25**	**S35**	**K25**	O	
GEH20-8	20	8,0	20	88	**S25**	**S35**	**K25**	O	

BARENI PER TORNITURA INTERNA
BOHRSTANGEN FÜR DIE INNENBEARBEITUNG _ INTERNAL BORING BARS

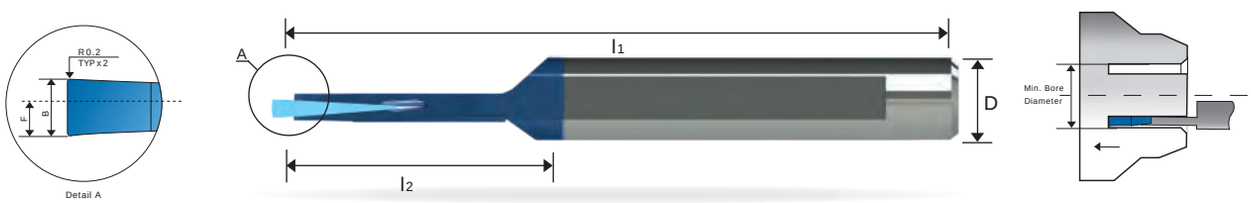

GEVR/L	d	l1 (mm)	l2	B	F	Dmin	STOCK	PRICELIST on getooling.com TiALN	HOLDER EXAMPLE
GEVR/L6-2.0B-15L	6,0	64	15	2,0	1,7	12,0	O		**GHE ... - 6**
GEVR/L6-2.0B-22L	6,0	64	22	2,0	1,7	12,0	O		**GHE ... - 6**
GEVR/L6-2.5B-22L	6,0	64	22	2,5	2,2	12,0	O		**GHE ... - 6**
GEVR/L8-3.0B-27L	8,0	64	27	3,0	2,5	15,0	O		**GHE ... - 8**
GEVR/L8-3.0B-43L	8,0	80	43	3,0	1,6	15,0	O		**GHE ... - 8**
GEVR/L8-4.0B-43L	8,0	80	43	4,0	1,6	20,0	O		**GHE ... - 8**

Order example: GEVR6-2.0B-22L TiALN

CUTTING SPEED FOR MICRO TOOLS Recommanded Feed rate 0.01-0.03 mm/rev

ISO	P			M	K			N					S			H		
MATERIAL	Non-Alloy Steel and Cast Steel, Free Cutting Steel	Low Alloy Steel and Cast Steel (less than 5% alloying elements)	High Alloy Steel, Cast Steel and Tool Steel	Stainless Steel and Cast Steel	Cast Iron Nodular (GGG)	Grey Cast Iron (GG)	Malleable Cast Iron	Aluminium-Wrought Alloy	Aluminum-Cast, Alloyed		Copper Alloys	Non Metallic	High Temp. Alloys, Super Alloys		Titanium Alloys	Hardened Steel	Chilled Cast Iron	Cast Iron
	< 0.25% C ≥ 0.25% C < 0.55% C ≥ 0.55% C							-	<= 12% Si	> 12% Si	> 1% Pb	-	Fe based	Ni or Co based	-		Cast	Hardened
CUTTING SPEED m/min TiALN	30-80	25-50	25-50	30-60	30-80	30-80	20-50	60-120	50-90		30-70	-	15-40		10-30	15-40	10-30	10-20

● **Disponibile - *Lieferbar* - On stock** ○ A richiesta - *Auf Anfrage* - On request

MINITOOLS


VT40QC
LH
RE
M8X5QC
M8X5QC
h1
h2
l2
G1/8
b
t
G1/8
G1/8
l1
WF
RE
95°
LF
l1

● **Disponibile - *Lieferbar* - On stock** ○ A richiesta - *Auf Anfrage* - On request

BARENI PER TORNITURA INTERNA
BOHRSTANGEN FÜR DIE INNENBEARBEITUNG _ INTERNAL BORING BARS



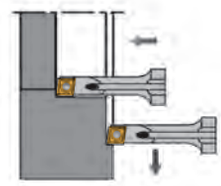

STEEL	A-SCLCR/L	d	d1	l1 (mm)	l2 (mm)	f	Dmin				KG		STOCK	PRICELIST on getooling.com
	A 0608H SCLCR/L 06	8	6	100	21,5	4,2	8,5	CCMT CCGT 0602...	VT25B	BT08	0,050		●	
	A 0810J SCLCR/L 06	10	8	110	27	6	12				0,070		●	
	A 1012K SCLCR/L 06	12	10	125	32,5	7	14				0,100		●	
	A 1216M SCLCR/L 06	16	12	150	42	9	18				0,200		●	

HSS	AH-SCLCR/L	d	d1	l1 (mm)	l2 (mm)	f	Dmin				KG		STOCK	PRICELIST on getooling.com
	AH 0608H SCLCR/L 06	8	6	100	25	4	8,5	CCMT CCGT 0602...	VT25B	BT08	0,050		●	
	AH 0810J SCLCR/L 06	10	8	110	32	6	12				0,070		●	
	AH 1012K SCLCR/L 06	12	10	125	38	7	14				0,100		●	
	AH 1216M SCLCR/L 06	16	12	150	50	9	18				0,200		●	

STEEL	A-SCLDR/L	d	d1	l1 (mm)	l2 (mm)	f	Dmin				KG		STOCK	PRICELIST on getooling.com
	A 0408H SCLDR/L 04	8	4	100	16	2,4	4,8	CDGT 0401...	VT18B	BT06	0,030		●	
	A 0508H SCLDR/L 04	8	5	100	20	2,9	5,8				0,040		●	
	A 0608H SCLDR/L 04	8	6	100	24	3,4	6,8				0,050		●	

CARBIDE	E-SCLDR/L	d	d1	l1 (mm)	l2 (mm)	f	Dmin				KG		STOCK	PRICELIST on getooling.com
	E 0408H SCLDR/L 04	8	4	100	24	2,4	4,8	CDGT 0401...	VT18B	BT06	0,040		●	
	E 0508H SCLDR/L 04	8	5	100	30	2,9	5,8				0,040		●	
	E 0608H SCLDR/L 04	8	6	100	36	3,4	6,8				0,050		●	

STEEL	A-SCUPR/L	d	d1	l1 (mm)	l2 (mm)	f	Dmin				KG		STOCK	PRICELIST on getooling.com
	A 0608H SCUPR/L 05	8	6	100	20	4,5	8	CPMT CPGT 05T1...	VT22B	BT06	0,050		●	
	A 0810J SCUPR/L 05	10	8	110	26	6	11				0,070		●	
	A 1012K SCUPR/L 05	12	10	125	32	7	13				0,100		●	
	A 1216M SCUPR/L 05	16	12	150	40	9	16				0,200		●	

CARBIDE	E-SCUPR/L	d	d1	l1 (mm)	l2 (mm)	f	Dmin				KG		STOCK	PRICELIST on getooling.com
	E 0608H SCUPR/L 05	8	6	100	28	4,5	8	CPMT CPGT 05T1...	VT22B	BT06	0,050		●	
	E 0810J SCUPR/L 05	10	8	110	36	6	11				0,090		●	
	E 1012K SCUPR/L 05	12	10	125	44	7	13				0,170		●	
	E 1216M SCUPR/L 05	16	12	150	55	9	16				0,300		●	

STEEL	A-SCXPR/L	d	d1	l1 (mm)	l2 (mm)	f	Dmin				KG		STOCK	PRICELIST on getooling.com
	A 0608H SCXPR/L 05	8	6	100	20	4,5	8,5	CPMT CPGT 05T1...	VT22B	BT06	0,050		●	
	A 0810J SCXPR/L 05	10	8	110	26	6	11				0,070		●	
	A 1012K SCXPR/L 05	12	10	125	32	7	13				0,100		●	
	A 1216M SCXPR/L 05	16	12	150	40	9	16				0,200		●	

CARBIDE	E-SCXPR/L	d	d1	l1 (mm)	l2 (mm)	f	Dmin				KG		STOCK	PRICELIST on getooling.com
	E 0608H SCXPR/L 05	8	6	100	28	4,5	8,5	CPMT CPGT 05T1...	VT22B	BT06	0,050		●	
	E 0810J SCXPR/L 05	10	8	110	36	6	11				0,090		●	
	E 1012K SCXPR/L 05	12	10	125	44	7	13				0,170		●	
	E 1216M SCXPR/L 05	16	12	150	55	9	16				0,300		●	

● **Disponibile - *Lieferbar* - On stock** ○ A richiesta - *Auf Anfrage* - On request

BARENI PER TORNITURA INTERNA
BOHRSTANGEN FÜR DIE INNENBEARBEITUNG _ INTERNAL BORING BARS





STEEL

A-SDUCR/L	d	l1	l2	f	f1	Dmin				KG		STOCK	PRICELIST on getooling.com
A 0408F SDUCR/L 04	8	80	15	3	1,5	5,6	DCGT 04T0...	VT1604	BT05	0,030		●	
A 0810H SDUCR/L 07	10	100	22,5	6,5	4,4	12,5	DCMT DCGT 0702...	VT25B	BT08	0,070		●	
A 1012K SDUCR/L 07	12	125	27,5	9	5,9	15,5				0,100		●	
A 1216M SDUCR/L 07	16	150	40,5	11	4,9	18				0,200		●	

HSS

AH-SDUCR/L	d	l1	l2	f	f1	Dmin				KG		STOCK	PRICELIST on getooling.com
AH 0810H SDUCR/L 07	10	100	22	7	5	12,5	DCMT DCGT 0702...	VT25B	BT08	0,070		●	
AH 1012K SDUCR/L 07	12	125	28	9	5	15,5				0,100		●	
AH 1216M SDUCR/L 07	16	150	36	11	5	19,5				0,200		●	

CARBIDE

E-SDUCR/L	d	l1	l2	f	f1	Dmin				KG		STOCK	PRICELIST on getooling.com
E 0408F SDUCR/L 04	8	80	26	3	1,5	5,6	DCGT 04T0...	VT1604	BT05	0,042		●	





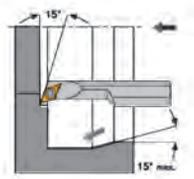

STEEL

A-SDQCR/L	d	l1	l2	f	f1	Dmin				KG		STOCK	PRICELIST on getooling.com
A 0408F SDQCR/L 04	8	80	15	2,6	1,1	5,2	DCGT 04T0...	VT1604	BT05	0,030		●	
A 0810H SDQCR/L 07	10	100	22,4	6,4	3	12,5	DCMT DCGT 0702...	VT25B	BT08	0,070		●	
A 1012K SDQCR/L 07	12	125	27,5	9	4	15,5				0,100		●	
A 1216M SDQCR/L 07	16	150	39,5	11	5	19,5				0,200		●	

CARBIDE

E-SDQCR/L	d	l1	l2	f	f1	Dmin				KG		STOCK	PRICELIST on getooling.com
E 0408F SDQCR/L 04	8	80	26	2,6	1,1	5,2	DCGT 04T0...	VT1604	BT05	0,042		●	

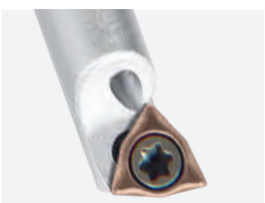



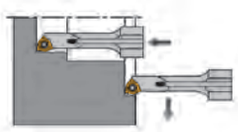

STEEL

A-SWUCR/L	d	d1	l1	l2	f	Dmin				KG		STOCK	PRICELIST on getooling.com
A 0508H SWUCR/L 02	8	5	100	18	2,9	5,8	WCMT WCGT 0201...	VT20B	BT06	0,040		●	
A 0608H SWUCR/L 02	8	6	100	24	3,9	7,8				0,050		●	

HSS

AH-SWUCR/L	d	d1	l1	l2	f	Dmin				KG		STOCK	PRICELIST on getooling.com
AH 0508H SWUCR/L 02	8	5	100	18	2,9	5,8	WCMT WCGT 0201...	VT20B	BT06	0,040		●	
AH 0608H SWUCR/L 02	8	6	100	24	3,9	7,8				0,050		●	

CARBIDE

E-SWUCR/L	d	d1	l1	l2	f	Dmin				KG		STOCK	PRICELIST on getooling.com
E 0508H SWUCR/L 02	8	5	100	24	2,9	5,8	WCMT WCGT 0201...	VT20B	BT06	0,040		●	
E 0608H SWUCR/L 02	8	6	100	32	3,9	7,8				0,050		●	

● **Disponibile - *Lieferbar* - On stock** ○ A richiesta - *Auf Anfrage* - On request

BARENI PER TORNITURA INTERNA
BOHRSTANGEN FÜR DIE INNENBEARBEITUNG _ INTERNAL BORING BARS

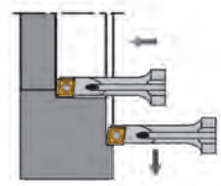

STEEL

A-SCLDR/L	d	l1 (mm)	l2 (mm)	f (mm)	Dmin (mm)				KG		STOCK	PRICELIST on getooling.com
A 04E SCLDR/L 04	4	70	-	2,4	4,8				0,030		●	
A 05E SCLDR/L 04	5	70	-	2,9	5,8	CDGT 0401...	VT18B	BT06	0,040		●	
A 06F SCLDR/L 04	6	80	-	3,4	6,8				0,050		●	

CARBIDE

E-SCLDR/L	d	l1 (mm)	l2 (mm)	f (mm)	Dmin (mm)				KG		STOCK	PRICELIST on getooling.com
E 04F SCLDR/L 04	4	80	-	2,4	4,8				0,030		●	
E 05F SCLDR/L 04	5	80	-	2,9	5,8	CDGT 0401...	VT18B	BT06	0,040		●	
E 06G SCLDR/L 04	6	95	-	3,4	6,8				0,050		●	



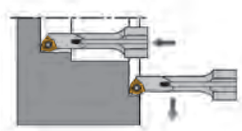

CARBIDE

E-SWUCR/L	d	l1 (mm)	l2 (mm)	f (mm)	Dmin (mm)				KG		STOCK	PRICELIST on getooling.com
E 05F SWUCR/L 02	5	85	-	2,9	5,8	WCMT WCGT 0201...	VT20B	BT06	0,040		●	
E 06G SWUCR/L 02	6	95	-	3,9	7,8				0,050		●	



MINI COLLET	Ød	ØD	L (mm)	L1	H	KG		STOCK	PRICELIST on getooling.com
SC 04-16	4					0,010	--	●	
SC 05-16	5	16	80	6	15	0,010	--	●	
SC 06-16	6					0,010	--	●	

BARENI PER TORNITURA INTERNA
BOHRSTANGEN FÜR DIE INNENBEARBEITUNG _ INTERNAL BORING BARS



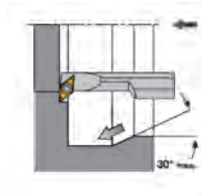

STEEL

A-SVLCR/L	d	l1	l2	f	f1	Dmin				KG		STOCK	PRICELIST on getooling.com
			(mm)										
A 08F SVLCR/L 05	8	80	15	5	3	9,2	VCGT 0501...	VT1604	BT05	0,040		●	
A 10H SVLCR/L 07	10	100	22	7	5	12,5	VCMT VCGT 0702...	VT20	BT06	0,080		●	
A 12K SVLCR/L 07	12	125	28	9	6	15,5				0,120		●	
A 16M SVLCR/L 07	16	150	36	11	5	19,5				0,250		●	

CARBIDE

E-SVLCR/L	d	l1	l2	f	f1	Dmin				KG		STOCK	PRICELIST on getooling.com
			(mm)										
E 08F SVLCR/L 05	8	80	26	5	3	9,2	VCGT 0501...	VT1604	BT05	0,070		●	
E 10H SVLCR/L 07	10	100	32	7	5	12,5	VCMT VCGT 0702...	VT20	BT06	0,170		●	
E 12K SVLCR/L 07	12	125	40	9	6	15,5				0,300		●	
E 16M SVLCR/L 07	16	150	55	11	5	19,5				0,500		●	



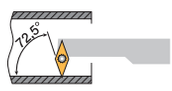

STEEL

A-SVVCR/L	d	l1	l2	f	f1	Dmin				KG		STOCK	PRICELIST on getooling.com
			(mm)										
A 08F SVVCR/L 05	8	80	15	5,5	3,5	10,2	VCGT 0501...	VT1604	BT05	0,040		●	
A 10H SVVCR/L 07	10	100	22	8	6	13,5	VCMT VCGT 0702...	VT20	BT06	0,080		●	
A 12K SVVCR/L 07	12	125	28	9	6	15,5				0,120		●	
A 16M SVVCR/L 07	16	150	36	11	6	19,5				0,250		●	
A 16M SVVCR/L 11	16	150	40	13,9	9,5	23	VCMT VCGT 1103...	VT25B	BT08	0,250		●	
A 20Q SVVCR/L 11	20	180	50	13,9	9,5	25				0,400		●	
A 25R SVVCR/L 16	25	200	62,5	19,9	13	34	VCMT VCGT 1604...	VT40B	BT15	0,690		●	

CARBIDE

E-SVVCR/L	d	l1	l2	f	f1	Dmin				KG		STOCK	PRICELIST on getooling.com
			(mm)										
E 08F SVVCR/L 05	8	80	26	5,5	3,5	10,2	VCGT 0501...	VT1604	BT05	0,070		●	
E 10H SVVCR/L 07	10	100	32	8	6	13,5	VCMT VCGT 0702...	VT20	BT06	0,170		●	
E 12K SVVCR/L 07	12	125	40	9	6	15,5				0,300		●	
E 16M SVVCR/L 07	16	150	55	11	6	19,5				0,500		●	

● **Disponibile - *Lieferbar* - On stock** ○ A richiesta - *Auf Anfrage* - On request

BARENI PER TORNITURA INTERNA
BOHRSTANGEN FÜR DIE INNENBEARBEITUNG _ INTERNAL BORING BARS



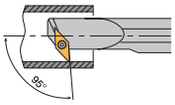

STEEL

A-SV95CR/L	d	l1	l2	f	f1	Dmin				KG		STOCK	PRICELIST on getooling.com
		(mm)											
A 08F SV95CR/L 05	8	80	15	5	3	9,2	VCGT 0501...	VT1604	BT05	0,040		●	
A 10H SV95CR/L 07	10	100	22	7	5	12,5	VCMT VCGT 0702...	VT20	BT06	0,080		●	
A 12K SV95CR/L 07	12	125	28	9	6	15,5				0,120		●	
A 16M SV95CR/L 07	16	150	36	11	5	19,5				0,250		●	

CARBIDE

E-SV95CR/L	d	l1	l2	f	f1	Dmin				KG		STOCK	PRICELIST on getooling.com
		(mm)											
E 08F SV95CR/L 05	8	80	26	5	3	9,2	VCGT 0501...	VT1604	BT05	0,070		●	
E 10H SV95CR/L 07	10	100	32	7	5	12,5	VCMT VCGT 0702...	VT20	BT06	0,170		●	
E 12K SV95CR/L 07	12	125	40	9	6	15,5				0,300		●	
E 16M SV95CR/L 07	16	150	55	11	8	19,5				0,500		●	



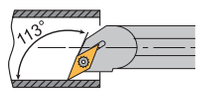

STEEL

A-SVXCR/L	d	l1	l2	f	f1	Dmin				KG		STOCK	PRICELIST on getooling.com
		(mm)											
A 08F SVXCR/L 05	8	80	15	5	3	9,2	VCGT 0501...	VT1604	BT05	0,040		●	
A 10H SVXCR/L 07	10	100	22	7	3	12,5	VCMT VCGT 0702...	VT20	BT06	0,080		●	
A 12K SVXCR/L 07	12	125	28	9	3	15,5				0,120		●	
A 16M SVXCR/L 07	16	150	36	11	3	19,5				0,250		●	

CARBIDE

E-SVXCR/L	d	l1	l2	f	f1	Dmin				KG		STOCK	PRICELIST on getooling.com
		(mm)											
E 08F SVXCR/L 05	8	80	26	5	3	9,2	VCGT 0501...	VT1604	BT05	0,070		●	
E 10H SVXCR/L 07	10	100	32	7	3	12,5	VCMT VCGT 0702...	VT20	BT06	0,170		●	
E 12K SVXCR/L 07	12	125	40	9	3	15,5				0,300		●	
E 16M SVXCR/L 07	16	150	55	11	3	19,5				0,500		●	



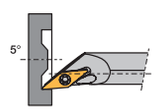

STEEL

A-SVOCR/L	d	l1	l2	f	Dmin				KG		STOCK	PRICELIST on getooling.com
		(mm)										
A 08F SVOCR/L 05	8	80	15	3	8,0	VCGT 0501...	VT1604	BT05	0,040		●	
A 10H SVOCR/L 07	10	100	22	5,5	13	VCMT VCGT 0702...	VT20	BT06	0,080		●	
A12L SVOCR/L 07	12	140	28	6,5	13				0,140		●	
A16M SVOCR/L 11	16	150	36	9	22	VCMT VCGT 1103...	VT25B	BT08	0,250		●	
A20Q SVOCR/L 11	20	180	40	11	24				0,500		●	

CARBIDE

E-SVOCR/L	d	l1	l2	f	Dmin				KG		STOCK	PRICELIST on getooling.com
		(mm)										
E 08F SVOCR/L 05	8	80	26	3	8,0	VCGT 0501...	VT1604	BT05	0,050		●	
E 10H SVOCR/L 07	10	100	32	5,5	11	VCMT VCGT 0702...	VT20	BT06	0,100		●	

*** ATTENZIONE: non usare il tagliente secondario per la lavorazione!**
***ACHTUNG: Sekundärschneide nicht für Bearbeitung geeignet!* _ CAUTION: Do not use secondary cutting edge for machining!**

● **Disponibile - *Lieferbar* - On stock** ○ A richiesta - *Auf Anfrage* - On request

BARENI PER TORNITURA INTERNA
BOHRSTANGEN FÜR DIE INNENBEARBEITUNG _ INTERNAL BORING BARS



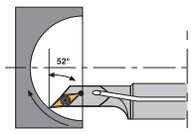

	A-SVJBR/L	d	l1 (mm)	l2 (mm)	f (mm)	Dmin				KG		STOCK	PRICELIST on getooling.com
STEEL	A 16M SVJBR/L 11	16	150	31,4	2	22	VBMT VBGT 1103...	VT25B	BT08	0,250		●	
	A 20Q SVJBR/L 11	20	180	38	2	24				0,500		●	
	A 25R SVJBR/L 16	25	200	44	4,6	28	VBMT VBGT 1604...	VT40B	BT15	0,700		●	

	E-SVJBR/L	d	l1 (mm)	l2 (mm)	f (mm)	Dmin				KG		STOCK	PRICELIST on getooling.com
CARBIDE	E16R SVJBR/L 11	16	200	31,4	2	22	VBMT VBGT 1103...	VT25B	BT08	0,500		●	
	E20S SVJBR/L 11	20	250	38	2	24				1,000		●	
	E25S SVJBR/L 16	25	250	44	4,6	28	VBMT VBGT 1604...	VT40B	BT15	1,800		●	



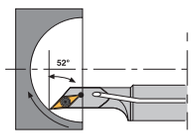

	A-SVJCR/L	d	l1 (mm)	l2 (mm)	f (mm)	Dmin				KG		STOCK	PRICELIST on getooling.com
STEEL	A 08F SVJCR/L 05	8	80	15	3	8	VCGT 0501...	VT1604	BT05	0,040		●	
	A 10K SVJCR/L 07	10	125	18	1,5	13	VCMT VCGT 0702...	VT20	BT06	0,080		●	
	A 12L SVJCR/L 07	12	140	18	2	13				0,120		●	
	A 16M SVJCR/L 11	16	150	31,4	2	22	VCMT VCGT 1103...	VT25B	BT08	0,250		●	
	A 20Q SVJCR/L 11	20	180	38	2	24				0,500		●	
	A 25R SVJCR/L 16	25	200	44	4,6	28	VCMT VCGT 1604...	VT40B	BT15	0,700		●	

	AH-SVJCR/L	d	l1 (mm)	l2 (mm)	f (mm)	Dmin				KG		STOCK	PRICELIST on getooling.com
HSS	AH 16M SVJCR/L 11	16	150	30	4,6	22	VCMT VCGT 1103...	VT25B	BT08	0,250		●	
	AH 20Q SVJCR/L 11	20	180	38	4,6	25				0,500		●	
	AH 25R SVJCR/L 16	25	200	44	4,6	28	VCMT VCGT 1604...	VT40B	BT15	0,700		●	

	E-SVJCR/L	d	l1 (mm)	l2 (mm)	f (mm)	Dmin				KG		STOCK	PRICELIST on getooling.com
CARBIDE	E08F SVJCR/L 05	8	80	26	3	8	VCGT 0501...	VT1604	BT05	0,050		●	
	E10K SVJCR/L 07	10	125	18	1,5	13	VCMT VCGT 0702...	VT20	BT06	0,170		●	
	E12M SVJCR/L 07	12	150	18	2	13				0,300		●	
	E16R SVJCR/L 11	16	200	31,4	2	22	VCMT VCGT 1103...	VT25B	BT08	0,500		●	
	E20S SVJCR/L 11	20	250	38	2	24				1,000		●	
	E25S SVJCR/L 16	25	250	44	4,6	28	VCMT VCGT 1604...	VT40B	BT15	1,800		●	

● **Disponibile - *Lieferbar* - On stock** ○ A richiesta - *Auf Anfrage* - On request

BARENI PER TORNITURA INTERNA
BOHRSTANGEN FÜR DIE INNENBEARBEITUNG _ INTERNAL BORING BARS



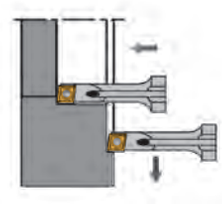

STEEL

A-SCLCR/L	d	l1 (mm)	l2 (mm)	f (mm)	Dmin						KG		STOCK	PRICELIST on getooling.com
A 08H SCLCR/L 06	8	100	17,8	6	10	CCMT CCGT 0602...	--	--	VT25B	BT08	0,040		●	
A 10K SCLCR/L 06	10	125	17,7	7	12						0,080		●	
A 12L SCLCR/L 06	12	140	24,2	9	16						0,140		●	
A 16Q SCLCR/L 09	16	180	26,7	11	20	CCMT CCGT 09T3...	--	--	VT40B	BT15	0,250		●	
A 20R SCLCR/L 09	20	200	36,7	13	25						0,500		●	
A 25R SCLCR/L 12	25	200	40	17	32	CCMT CCGT 1204...	--	--	VT50	BT20	0,700		●	
A 32S SCLCR/L 12	32	250	30	22	40		US1221	GBS1221	SS1221	BT15	1,400		●	
A 40T SCLCR/L 12	40	300	31,4	27	49						2,700		●	

HSS

AH-SCLCR/L	d	l1 (mm)	l2 (mm)	f (mm)	Dmin						KG		STOCK	PRICELIST on getooling.com
AH 0410H SCLCR/L 03	10	100	24	2,5	5	CCGT 0301...	--	--	VT16	BT06	0,030		●	
AH 0610H SCLCR/L 03	10	100	32	3,5	7						0,040		●	
AH 08K SCLCR/L 06	8	125	20	5	10	CCMT CCGT 0602...	--	--	VT25B	BT08	0,040		●	
AH 10K SCLCR/L 06	10	125	20	6	12						0,080		●	
AH 12M SCLCR/L 06	12	150	20	7	14						0,120		●	
AH 16Q SCLCR/L 09	16	180	27	9	18	CCMT CCGT 09T3...	--	--	VT40B	BT15	0,250		●	
AH 20R SCLCR/L 09	20	200	27	11	23						0,500		●	
AH 25R SCLCR/L 12	25	200	40	15,5	28	CCMT CCGT 1204...	--	--	VT50	BT20	0,700		●	

CARBIDE

E-SCLCR/L	d	l1 (mm)	l2 (mm)	f (mm)	Dmin						KG		STOCK	PRICELIST on getooling.com
E 04G SCLCR/L 03	4	90	10	2,5	5	CCGT 0301...	--	--	VT16	BT06	0,030		●	
E 05H SCLCR/L 03	5	100	10	3	6				BFTX 01604N		0,040		●	
E 06J SCLCR/L 03	6	110	10	3,5	7						0,050		●	
E 08K SCLCR/L 06	8	125	10	5	10	CCMT CCGT 0602...	--	--	VT25B	BT08	0,090		●	
E 10K SCLCR/L 06	10	125	10	6	12						0,170		●	
E 12M SCLCR/L 06	12	150	10	8	14						0,300		●	
E 16R SCLCR/L 09	16	200	16	10	18	CCMT CCGT 09T3...	--	--	VT40B	BT15	0,500		●	
E 20S SCLCR/L 09	20	250	16	12	23						1,000		●	
E 25S SCLCR/L 12	25	250	16	15	30	CCMT CCGT 1204...	--	--	VT50	BT20	1,800		●	
E 32U SCLCR/L 12	32	350	26	22	39		US1221	GBS1221	SS1221	BT15	3,700		○	

● **Disponibile - *Lieferbar* - On stock** ○ A richiesta - *Auf Anfrage* - On request

BARENI PER TORNITURA INTERNA
BOHRSTANGEN FÜR DIE INNENBEARBEITUNG _ INTERNAL BORING BARS



STEEL

A-SDUCR/L	d	l1 (mm)	l2 (mm)	f (mm)	Dmin						KG		STOCK	PRICELIST on getooling.com
A 10K SDUCR/L 07	10	125	15,6	7	13,5	DCMT DCGT 0702...	--	--	VT25B	BT08	0,080		●	
A 12L SDUCR/L 07	12	140	22,6	9	16						0,120		●	
A 16Q SDUCR/L 07	16	180	27	11	20						0,250		●	
A 20R SDUCR/L 11	20	200	33,8	13	25	DCMT DCGT 11T3...	--	--	VT40B	BT15	0,500		●	
A 25R SDUCR/L 11	25	200	35,8	17	32						0,700		●	
A 32S SDUCR/L 11	32	250	18,5	22	40	DCMT DCGT 11T3...	US2311	GBS1111	SS1111	BT20	1,400		●	
A 40T SDUCR/L 11	40	300	18,5	27	49						2,700		●	

HSS

AH-SDUCR/L	d	l1 (mm)	l2 (mm)	f (mm)	Dmin						KG		STOCK	PRICELIST on getooling.com
AH 08K SDUCR/L 07	8	125	20	7,5	12	DCMT DCGT 0702...	--	--	VT25B	BT08	0,040		●	
AH 10K SDUCR/L 07	10	125	20	9	14						0,080		●	
AH 12M SDUCR/L 07	12	150	25	8	16						0,120		●	
AH 16Q SDUCR/L 07	16	180	25	10	20						0,250		●	
AH 20R SDUCR/L 11	20	200	30	13	26	DCMT DCGT 11T3...	--	--	VT40B	BT15	0,500		●	
AH 25R SDUCR/L 11	25	200	40	16	32						0,700		●	

CARBIDE

E-SDUCR/L	d	l1 (mm)	l2 (mm)	f (mm)	Dmin						KG		STOCK	PRICELIST on getooling.com
E 08K SDUCR/L 07	8	125	10	7,5	12,5	DCMT DCGT 0702...	--	--	VT25B	BT08	0,090		●	
E 10K SDUCR/L 07	10	125	10	7	12,5						0,170		●	
E 12M SDUCR/L 07	12	150	12,5	9	15						0,300		●	
E 16R SDUCR/L 07	16	200	16,5	11	19						0,500		●	
E 20S SDUCR/L 11	20	250	20,5	12,5	23,5	DCMT DCGT 11T3...	--	--	VT40B	BT15	1,000		●	
E 25S SDUCR/L 11	25	250	26	16	32						1,800		●	

● **Disponibile - *Lieferbar* - On stock** ○ A richiesta - *Auf Anfrage* - On request

BARENI PER TORNITURA INTERNA
BOHRSTANGEN FÜR DIE INNENBEARBEITUNG _ INTERNAL BORING BARS

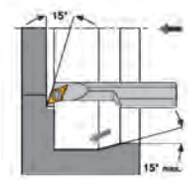

STEEL

A-SDQCR/L	d	l1	l2	f	Dmin						KG		STOCK	PRICELIST on getooling.com
		(mm)												
A 10K SDQCR/L 07	10	125	16	7	14	DCMT DCGT 0702...	--	--	VT25B	BT08	0,080		●	
A 12L SDQCR/L 07	12	140	20	9	17						0,120		●	
A 16Q SDQCR/L 07	16	180	25	11	22						0,250		●	
A 20R SDQCR/L 11	20	200	32	13	26	DCMT DCGT 11T3...	--	--	VT40B	BT15	0,500		●	
A 25R SDQCR/L 11	25	200	40	17	31,5						0,700		●	
A 32S SDQCR/L 11	32	250	33,5	22	40	DCMT DCGT 11T3...	US2311	GBS1111	SS1111	BT15	1,400		●	
A 40T SDQCR/L 11	40	300	50	27	49						2,700		●	

HSS

AH-SDQCR/L	d	l1	l2	f	Dmin						KG		STOCK	PRICELIST on getooling.com
		(mm)												
AH 08K SDQCR/L07	8	125	20	8	12	DCMT DCGT 0702...	--	--	VT25B	BT08	0,040		●	
AH 10K SDQCR/L07	10	125	20	7	13						0,080		●	
AH 12M SDQCR/L 07	12	150	20	8,5	16						0,120		●	
AH 16Q SDQCR/L 07	16	180	30	10	20						0,250		●	
AH 20R SDQCR/L 11	20	200	40	12,5	25	DCMT DCGT 11T3...	--	--	VT40B	BT15	0,500		●	
AH 25R SDQCR/L 11	25	200	40	16	32						0,700		●	

CARBIDE

E-SDQCR/L	d	l1	l2	f	Dmin						KG		STOCK	PRICELIST on getooling.com
		(mm)												
E 08K SDQCR/L 07	8	125	10	7	12	DCMT DCGT 0702...	--	--	VT25B	BT08	0,090		●	
E 10K SDQCR/L 07	10	125	10	7	13						0,170		●	
E 12M SDQCR/L 07	12	150	12,5	8,5	16						0,300		●	
E 16R SDQCR/L 07	16	200	16,5	10	20						0,500		●	
E 20S SDQCR/L 11	20	250	13	12,5	25	DCMT DCGT 11T3...	--	--	VT40B	BT15	1,000		●	
E 25S SDQCR/L 11	25	250	17	16	32						1,800		●	

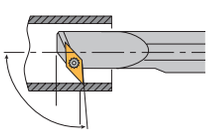

STEEL

A-SDXCR/L	d	l1	l2	f	f1	Dmin						KG		STOCK	PRICELIST on getooling.com
		(mm)													
A 08F SDXCR/L 04	8	80	15	5	3	9,20	DCGT 04T0...	--	--	VT1604	BT05	0,040		●	
A 10H SDXCR/L 04	10	100	22	7	5	12,50						0,060		●	
A 12L SDXCR/L 07	12	140	25	9	4,3	17	DCMT DCGT 0702...	--	--	VT25B	BT08	0,120		●	
A 16Q SDXCR/L 07	16	180	33	11	4,3	21						0,300		●	
A 20R SDXCR/L 11	20	200	40	13		25	DCMT DCGT 11T3...	--	--	VT40B	BT15	0,460		●	
A 25R SDXCR/L 11	25	200	50	17		31,5						0,740		●	

BARENI PER TORNITURA INTERNA
BOHRSTANGEN FÜR DIE INNENBEARBEITUNG _ INTERNAL BORING BARS



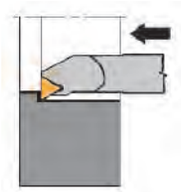

STEEL

A-STFCR/L	d	l1 (mm)	l2 (mm)	f (mm)	Dmin						KG		STOCK	PRICELIST on getooling.com
A 10K STFCR/L 11	10	125	22,8	7	13	TCMT TCGT 1102...	--	--	VT25B	BT08	0,080		●	
A 12L STFCR/L 11	12	140	26,5	9	16						0,120		●	
A 16Q STFCR/L 11	16	180	26,7	11	20						0,250		●	
A 20R STFCR/L 16	20	200	36,6	13	25	TCMT TCGT 16T3...	--	--	VT40B	BT15	0,500		●	
A 25R STFCR/L 16	25	200	41	17	32						0,700		●	
A 32S STFCR/L 16	32	250	34,6	21,9	40	TCMT TCGT 16T3...	US5511	GBS1111	SS1111	BT15	1,400		●	
A 40T STFCR/L 16	40	300	37,5	27	49						2,700		●	

HSS

AH-STFCR/L	d	l1 (mm)	l2 (mm)	f (mm)	Dmin						KG		STOCK	PRICELIST on getooling.com
AH 10K STFCR/L 11	10	125	16	7	12	TCMT TCGT 1102...	--	--	VT25B	BT08	0,080		●	
AH 12M STFCR/L 11	12	150	20	9	14						0,120		●	
AH 16Q STFCR/L 11	16	180	25	11	18						0,250		●	
AH 20R STFCR/L 11	20	200	32	13	23						0,500		●	
AH 25R STFCR/L 16	25	200	40	17	28	TCMT TCGT 16T3...	--	--	VT40B	BT15	0,700		●	

CARBIDE

E-STFCR/L	d	l1 (mm)	l2 (mm)	f (mm)	Dmin						KG		STOCK	PRICELIST on getooling.com
E 10K STFCR/L 11	10	125	16	6	12	TCMT TCGT 1102...	--	--	VT25B	BT08	0,170		●	
E 12M STFCR/L 11	12	150	20	8	15						0,300		●	
E 16R STFCR/L 11	16	200	25	10	19						0,500		●	
E 20S STFCR/L 16	20	250	32	12	24	TCMT TCGT 16T3...	--	--	VT40B	BT15	1,000		●	
E 25S STFCR/L 16	25	250	40	13,5	27						1,800		●	

● **Disponibile - *Lieferbar* - On stock** ○ A richiesta - *Auf Anfrage* - On request

BARENI PER TORNITURA INTERNA
BOHRSTANGEN FÜR DIE INNENBEARBEITUNG _ INTERNAL BORING BARS



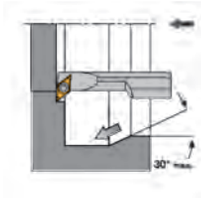

STEEL

A-SVUBR/L	d	l1 (mm)	l2 (mm)	f (mm)	Dmin						KG		STOCK	PRICELIST on getooling.com
A 16Q SVUBR/L 11	16	180	16,5	11	21	VBMT VBGT 1103...	--	--	VT25B	BT08	0,250		●	
A 20R SVUBR/L 11	20	200	20,5	13	24						0,500		●	
A 25R SVUBR/L 16	25	200	25,5	17	32	VBMT VBGT 1604...	US6522	GBS1111	VT40B	BT15	0,700		●	
A 32S SVUBR/L 16	32	250	33,5	22	40				SS1111		1,400		●	
A 40T SVUBR/L 16	40	300	40	27	49						2,700		●	

CARBIDE

E-SVUBR/L	d	l1 (mm)	l2 (mm)	f (mm)	Dmin						KG		STOCK	PRICELIST on getooling.com
E 16R SVUBR/L 11	16	200	16,5	11	21	VBMT VBGT 1103...	--	--	VT25B	BT08	0,500		●	
E 20S SVUBR/L 11	20	250	20,5	13	25						1,000		●	
E 25S SVUBR/L 11	25	250	23	17	31,5						1,800		●	

STEEL

A-SVUCR/L	d	l1 (mm)	l2 (mm)	f (mm)	Dmin						KG		STOCK	PRICELIST on getooling.com
A 16Q SVUCR/L 11	16	180	16,5	11	21	VCMT VCGT 1103...	--	--	VT25B	BT08	0,250		●	
A 20R SVUCR/L 11	20	200	20,5	13	25						0,500		●	
A 25R SVUCR/L 16	25	200	25,5	17	32	VCMT VCGT 1604...	US6522	GBS1111	VT40B	BT15	0,700		●	
A 32S SVUCR/L 16	32	250	33,5	22	40				SS1111		1,400		●	
A 40T SVUCR/L 16	40	300	40	27	49						2,700		●	

HSS

AH-SVUCR/L	d	l1 (mm)	l2 (mm)	f (mm)	Dmin						KG		STOCK	PRICELIST on getooling.com
AH 16Q SVUCR/L 11	16	180	20	11	21	VCMT VCGT 1103...	--	--	VT25B	BT08	0,250		●	
AH 20R SVUCR/L 11	20	200	24	13	25						0,500		●	
AH 25R SVUCR/L 16	25	200	25,5	17	31,5	VCMT VCGT 1604...	--	--	VT40B	BT15	0,700		●	

CARBIDE

E-SVUCR/L	d	l1 (mm)	l2 (mm)	f (mm)	Dmin						KG		STOCK	PRICELIST on getooling.com
E 16R SVUCR/L 11	16	200	16,5	11	21	VCMT VCGT 1103...	--	--	VT25B	BT08	0,500		●	
E 20S SVUCR/L 11	20	250	20,5	13	25						1,000		●	
E 25S SVUCR/L 11	25	250	23	17	31,5						1,800		●	



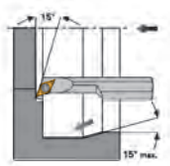

STEEL

A-SVQBR/L	d	l1 (mm)	l2 (mm)	f (mm)	Dmin						KG		STOCK	PRICELIST on getooling.com
A 16Q SVQBR/L 11	16	180	16,5	11	21	VBMT VBGT 1103...	--	--	VT25B	BT08	0,080		●	
A 20R SVQBR/L 11	20	200	20,5	13	25						0,120		●	
A 25R SVQBR/L16	25	200	40	17	32	VBMT VBGT 1604...	--	--	VT40B	BT15	0,250		●	

STEEL

A-SVQCR/L	d	l1 (mm)	l2 (mm)	f (mm)	Dmin						KG		STOCK	PRICELIST on getooling.com
A 16Q SVQCR/L 11	16	180	16,5	11	21	VCMT VCGT 1103...	--	--	VT25B	BT08	0,250		●	
A 20R SVQCR/L 11	20	200	26,1	13	24						0,500		●	
A 25R SVQCR/L 16	25	200	43	17	31,5	VCMT VCGT 1604...	US6522	GBS1111	VT40B	BT15	0,700		●	
A 32S SVQCR/L 16	32	250	33,5	22	40				SS1111		1,400		●	
A 40T SVQCR/L 16	40	300	40	27	49						2,700		●	

BARENI PER TORNITURA INTERNA
BOHRSTANGEN FÜR DIE INNENBEARBEITUNG _ INTERNAL BORING BARS

Specialmente con diametri di lavorazione di piccole dimensioni, i bareni N-PREMIUM impediscono l'accumulo di trucioli nel pezzo.

Speziell bei kleinen Bearbeitungsdurchmessern, verhindern N-PREMIUM Bohrstangen einen Spänestau im Werkstück.

Especially with small machining diameters, N-PREMIUM boring bars prevent chips jamming in the workpiece.

STANDARD

N-PREMIUM

Asportazione sicura dei trucioli mediante scanalature a spirale.
Gesicherte Spanabfuhr durch spiralisierten Spanraum.
Reliable chip evacuation due to spiral flutes.

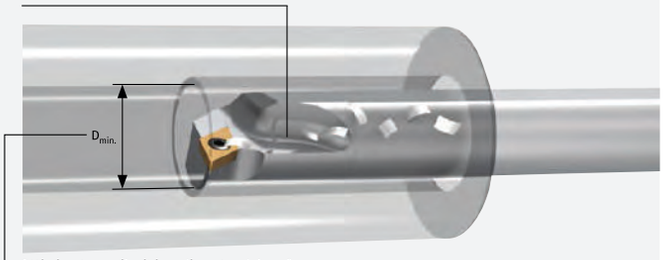

Ottimizzato per il minimo diametro del preforo.
Optimiert für kleinste Mindestvorbohrdurchmesser.
Optimised for the smallest minimum pre-drill diameter.



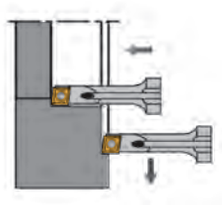

Stelo in acciaio _ *Stahlschaft* _ Steelshank

N-PREMIUM A-SCLCR/L	d	l1 (mm)	l2 (mm)	f (mm)	Dmin						KG		STOCK	PRICELIST on getooling.com
A08H SCLCR/L 06 N-PREMIUM	8	100	20	5	10	CCMT CCGT 0602...	--	--	VT25B	BT08	0,040		●	
A10K SCLCR/L 06 N-PREMIUM	10	125	20	6	12						0,080		●	
A12L SCLCR/L 06 N-PREMIUM	12	140	24,2	7	14						0,140		●	
A16Q SCLCR/L 09 N-PREMIUM	16	180	31	9	18	CCMT CCGT 09T3...	--	--	VT40B	BT15	0,250		●	
A20R SCLCR/L 09 N-PREMIUM	20	200	36	11	22						0,500		●	
A25R SCLCR/L 09 N-PREMIUM	25	200	43	13,5	27						0,700		●	
A25R SCLCR/L 12 N-PREMIUM	25	200	43	13,5	27	CCMT CCGT 1204...	--	--	VT50	BT20	0,700		●	



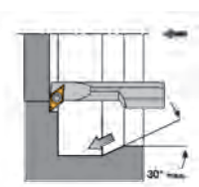

Stelo in acciaio _ *Stahlschaft* _ Steelshank

N-PREMIUM A-SDUCR/L	d	l1 (mm)	l2 (mm)	f (mm)	Dmin						KG		STOCK	PRICELIST on getooling.com
A10K SDUCR/L 07 N-PREMIUM	10	125	20	7	13	DCMT DCGT 0702...	--	--	VT25B	BT08	0,080		●	
A12L SDUCR/L 07 N-PREMIUM	12	140	25	8	15						0,120		●	
A16Q SDUCR/L 07 N-PREMIUM	16	180	28	10	19						0,250		●	
A16Q SDUCR/L 11 N-PREMIUM	16	180	28	14	23	DCMT DCGT 11T3...	--	--	VT40B	BT15	0,250		●	
A20R SDUCR/L 11 N-PREMIUM	20	200	36	13	25						0,500		●	
A25R SDUCR/L 11 N-PREMIUM	25	200	40	16	31						0,700		●	

● **Disponibile - *Lieferbar* - On stock** ○ A richiesta - *Auf Anfrage* - On request

BARENI PER TORNITURA INTERNA
BOHRSTANGEN FÜR DIE INNENBEARBEITUNG _ INTERNAL BORING BARS

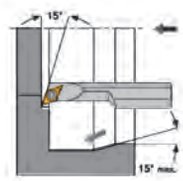

Stelo in acciaio _ *Stahlschaft* _ Steelshank

N-PREMIUM
A-SDQCR/L

	d	l1	l2	f	Dmin						KG		STOCK	PRICELIST on getooling.com
		(mm)												
A10K SDQCR/L 07 N-PREMIUM	10	125	20	7	13	DCMT DCGT 0702...	--	--	VT25B	BT08	0,080		●	
A12L SDQCR/L 07 N-PREMIUM	12	140	25	8	15						0,120		●	
A16Q SDQCR/L 07 N-PREMIUM	16	180	28	10	19						0,250		●	
A16Q SDQCR/L 11 N-PREMIUM	16	180	28	14	23	DCMT DCGT 11T3...	--	--	VT40B	BT15	0,250		●	
A20R SDQCR/L 11 N-PREMIUM	20	200	36	13	25						0,500		●	
A25R SDQCR/L 11 N-PREMIUM	25	200	40	16	31						0,700		●	



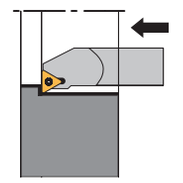

Stelo in acciaio _ *Stahlschaft* _ Steelshank

N-PREMIUM
A-STFCR/L

	d	l1	l2	f	Dmin						KG		STOCK	PRICELIST on getooling.com
		(mm)												
A10K STFCR/L 11 N-PREMIUM	10	125	22	6	12	TCMT TCGT 1102...	--	--	VT25B	BT08	0,080		●	
A12L STFCR/L 11 N-PREMIUM	12	140	24,3	7	14						0,120		●	
A16Q STFCR/L 11 N-PREMIUM	16	180	31	9	18						0,250		●	
A20R STFCR/L 11 N-PREMIUM	20	200	36	11	22						0,500		●	



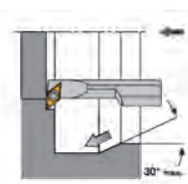

Stelo in acciaio _ *Stahlschaft* _ Steelshank

N-PREMIUM
A-SVUBR/L

	d	l1	l2	f	Dmin						KG		STOCK	PRICELIST on getooling.com
		(mm)												
A16Q SVUBR/L 11 N-PREMIUM	16	180	31	11	20	VBMT VBGT 1103...	--	--	VT25B	BT08	0,250		●	
A20R SVUBR/L 11 N-PREMIUM	20	200	36	13	24						0,500		●	
A25R SVUBR/L 16 N-PREMIUM	25	200	40	17	31	VBMT VBGT 1604...	--	--	VT40B	BT15	0,700		●	

N-PREMIUM
A-SVUCR/L

	d	l1	l2	f	Dmin						KG		STOCK	PRICELIST on getooling.com
		(mm)												
A16Q SVUCR/L 11 N-PREMIUM	16	180	31	11	20	VCMT VCGT 1103...	--	--	VT25B	BT08	0,250		●	
A20R SVUCR/L 11 N-PREMIUM	20	200	36	13	24						0,500		●	
A25R SVUCR/L 16 N-PREMIUM	25	200	40	17	31	VCMT VCGT 1604...	--	--	VT40B	BT15	0,700		●	

GAMBI IN METALLO DURO INTEGRALE _ *VHM SCHAFTEN* _ SOLID CARBIDE SHANKS

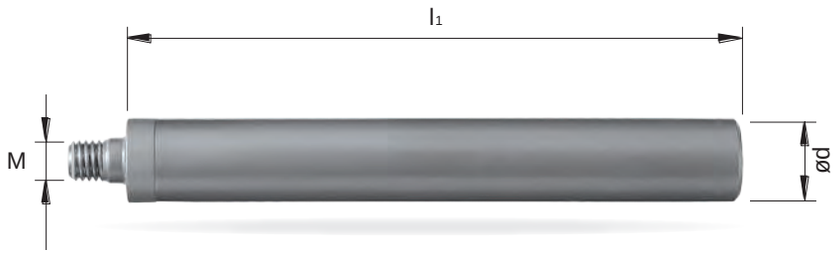

	E..K	d	l1 (mm)	M	KG		STOCK	PRICELIST on getooling.com
CARBIDE	E08K M4 R	8	112	M4	0,070		●	
	E10K M5 R	10	112	M5	0,110		●	
	E12M M6 R	12	137	M6	0,180		●	
	E16R M8 R	16	177	M8	0,500		●	

TESTINA FILETTATA _ *KÖPFE MIT GEWINDE* _ HEADS WITH THREAD CONNECTION



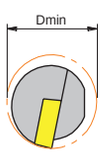

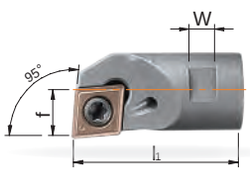

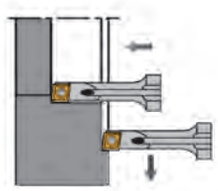

	A-SCLCR	d	l1 (mm)	f	W	Dmin					KG		STOCK	PRICELIST on getooling.com
STEEL	A 08 SCLCR 06	8	21	5	3,5	10	CCMT CCGT 0602...	VT25B	BT08	CBH 0816	0,008		●	
	A 10 SCLCR 06	10	22	6	3,5	12					0,010		●	
	A 12 SCLCR 06	12	23	7	3,5	16					0,014		●	
	A 16 SCLCR 09	16	26	9	3,5	20	CCMT CCGT 09T3 ...	VT40B	BT15		0,030		●	



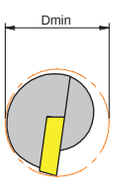

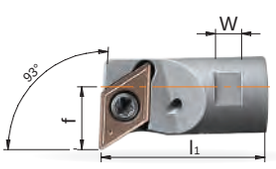

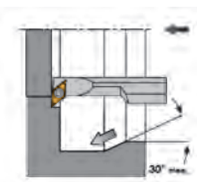

	A-SDUCR	d	l1 (mm)	f	W	Dmin					KG		STOCK	PRICELIST on getooling.com
STEEL	A 08 SDUCR 07	8	21	9	3,5	13	DCMT DCGT 0702...	VT25B	BT08	CBH 0816	0,008		●	
	A 10 SDUCR 07	10	22	9	3,5	14					0,010		●	
	A 12 SDUCR 07	12	23	10	3,5	16					0,014		●	
	A 16 SDUCR 07	16	26	11,3	3,5	20					0,030		●	

● **Disponibile - *Lieferbar* - On stock** ○ A richiesta - *Auf Anfrage* - On request

TESTINA FILETTATA _ *KÖPFE MIT GEWINDE* _ HEADS WITH THREAD CONNECTION



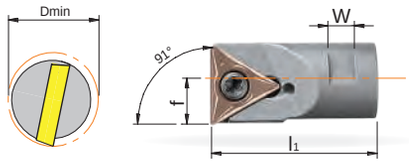

STEEL

A-STFCR	d	l1 (mm)	f	W	Dmin					KG		STOCK	PRICELIST on getooling.com
A 08 STFCR 08	8	21	5	3,5	10	TCMT 0802...	VT20	BT06	CBH 0816	0,008	💧	●	
A 10 STFCR 11	10	22	6	3,5	12	TCMT TCGT 1102...	VT25B	BT08		0,010	💧	●	
A 12 STFCR 11	12	23	7	3,5	14					0,014	💧	●	
A 16 STFCR 11	16	26	9	3,5	18					0,030	💧	●	

SET BARENO MD + TESTINE
VHM SCHAFT + EINSCHRAUBEN-KÖPFEN SATZ
CARBIDE SHANK + HEADS WITH THREAD CONNECTION SET

PROFI-BOX
SC06.SD07.ST08

				STOCK	
SET E08K-R SC06.SD07.ST08	n° 1	E08K M4 R	💧	●	SPECIAL NET PRICE PROMO
	n° 1	A08 SCLCR 06			
	n° 1	A08 SDUCR 07			
	n° 1	A08 STFCR 08			
SET E10K-R SC06.SD07.ST11	n° 1	E10K M5 R	💧	●	SPECIAL NET PRICE PROMO
	n° 1	A10 SCLCR 06			
	n° 1	A10 SDUCR 07			
	n° 1	A10 STFCR 11			
SET E12M-R SC06.SD07.ST11	n° 1	E12M M6 R	💧	●	SPECIAL NET PRICE PROMO
	n° 1	A12 SCLCR 06			
	n° 1	A12 SDUCR 07			
	n° 1	A12 STFCR 11			

UTENSILI PER TORNITURA ESTERNA
KLEMMHALTER FÜR DIE AUSSENBEARBEITUNG _ EXTERNAL TURNING TOOLS
Con lubrificazione _ Mit Innenkühlung _ With coolant

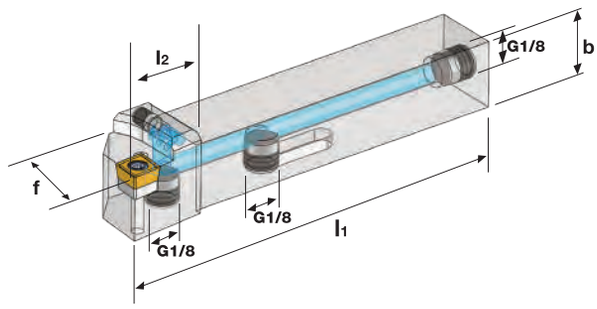

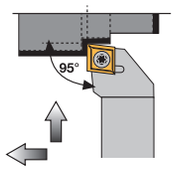

INCLUDING FREE NO SEPARATE SALE

Stelo in acciaio _ *Stahlschaft* _ Steelshank

SCLCR/L

	h1	h2	b	l1	l2	f						KG		STOCK	PRICELIST on getooling.com
	(mm)														
SCLCR/L 1616 H09 IK G1/8	16	16	16	100	17	20	**CCMT CCGT 09T3...**	**US 1111E**	**GB-S1111E**	**SS1111**	**BT15**	0,235	💧	●	
SCLCR/L 2020 K09 IK G1/8	20	20	20	125	17	25						0,420	💧	●	
SCLCR/L 2525 M12 IK G1/8	25	25	25	150	20	32	**CCMT CCGT 1204...**	**US 1221E**	**GBS 1221E**	**SS1221**	**BT15**	0,770	💧	●	



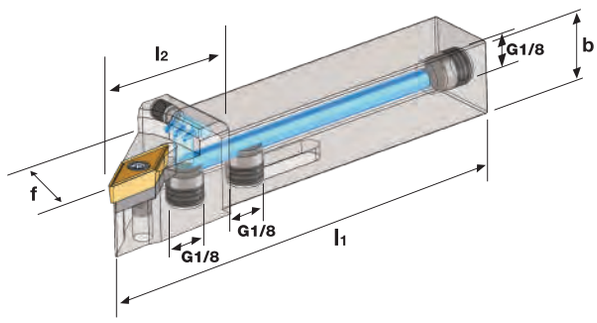

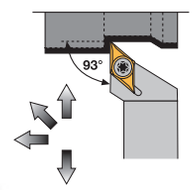

INCLUDING FREE NO SEPARATE SALE

Stelo in acciaio _ *Stahlschaft* _ Steelshank

SDJCR/L

	h1	h2	b	l1	l2	f						KG		STOCK	PRICELIST on getooling.com
	(mm)														
SDJCR/L 1616 H11 IK G1/8	16	16	16	100	20	20						0,230	💧	●	
SDJCR/L 2020 K11 IK G1/8	20	20	20	125	24	25	**DCMT DCGT 11T3...**	**US 2311E**	**GBS 1111E**	**SS1111**	**BT15**	0,408	💧	●	
SDJCR/L 2525 M11 IK G1/8	25	25	25	150	27	32						0,735	💧	●	

● **Disponibile - *Lieferbar* - On stock** ○ A richiesta - *Auf Anfrage* - On request

UTENSILI PER TORNITURA ESTERNA
KLEMMHALTER FÜR DIE AUSSENBEARBEITUNG _ EXTERNAL TURNING TOOLS
Con lubrificazione _ Mit Innenkühlung _ With coolant



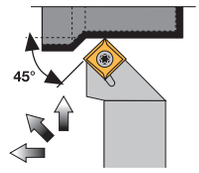

INCLUDING FREE
NO SEPARATE SALE

IN ESAURIMENTO

Stelo in acciaio _ *Stahlschaft* _ Steelshank

SSSCR/L

	h1	h2	b	l1	l2	f									PRICELIST on getooling.com
	(mm)											KG		STOCK	
SSSCR/L 1616 H09 IK G1/8	16	16	16	100	20	20	**SCMT SCGT 09T3...**	**US4111**	**GBS1111**	**SS1111**	**BT15**	0,235	💧	●	
SSSCR/L 2020 K09 IK G1/8	20	20	20	125	20	25						0,420	💧	●	
SSSCR/L 2525 M12 IK G1/8	25	25	25	150	25	32	**SCMT SCGT 1204...**	**US4221**	**GBS1221**	**SS1221**	**BT15**	0,770	💧	●	

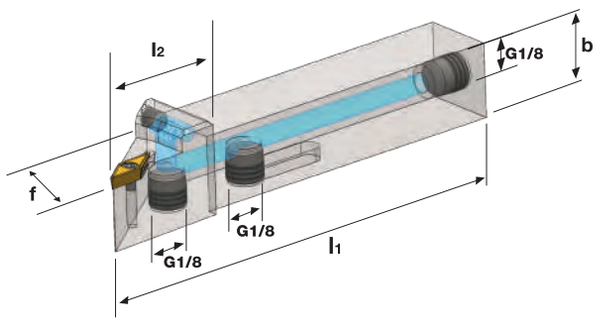

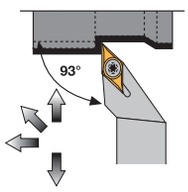

INCLUDING FREE
NO SEPARATE SALE

Stelo in acciaio _ *Stahlschaft* _ Steelshank

SVJCR/L

	h1	h2	b	l1	l2	f									PRICELIST on getooling.com
	(mm)											KG		STOCK	
SVJCR/L 1616 H11 IK G1/8	16	16	16	100	21,5	20	**VCMT VCGT 1103...**	--	--	**SS1751**	**BT08**	0,203	💧	●	
SVJCR/L 2020 K11 IK G1/8	20	20	20	125	23	25						0,373	💧	●	
SVJCR/L 2020 K16 IK G1/8	20	20	20	125	29,5	25	**VCMT VCGT 1604...**	**US 6522E**	**GBS 1111E**	**SS1111**	**BT15**	0,380	💧	●	
SVJCR/L 2525 M16 IK G1/8	25	25	25	150	32,5	32						0,677	💧	●	

UTENSILI PER TORNITURA ESTERNA
KLEMMHALTER FÜR DIE AUSSENBEARBEITUNG _ EXTERNAL TURNING TOOLS



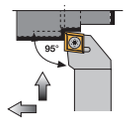

Stelo in acciaio _ *Stahlschaft* _ Steelshank

SCLCR/L	h1	h2	b	l1	l2	f						KG		STOCK	PRICELIST on getooling.com
			(mm)												
SCLCR/L 0808 D06	8	8	8	60	9	10	CCMT CCGT 0602...	--	--	SS1751	BT08	0,040	--	●	
SCLCR/L 1010 E06	10	10	10	70	10	12						0,060	--	●	
SCLCR/L 1212 F09	12	12	12	80	17	16						0,090	--	●	
SCLCR/L 1616 H09	16	16	16	100	17	20	CCMT CCGT 09T3...	US1111	GBS1111	SS1111	BT15	0,220	--	●	
SCLCR/L 2020 K09	20	20	20	125	18	25						0,420	--	●	
SCLCR/L 2525 M09	25	25	25	150	19	32						0,740	--	●	
SCLCR/L 1616 H12	16	16	16	100	20	20	CCMT CCGT 1204...	US1221	GBS1221	SS1221	BT15	0,220	--	●	
SCLCR/L 2020 K12	20	20	20	125	20	25						0,420	--	●	
SCLCR/L 2525 M12	25	25	25	150	20	32						0,740	--	●	





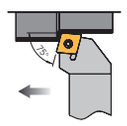

Stelo in acciaio _ *Stahlschaft* _ Steelshank

SCRCR/L	h1	h2	b	l1	l2	f						KG		STOCK	PRICELIST on getooling.com
			(mm)												
SCRCR/L 0808 D06	8	8	8	60	14	9	CCMT CCGT 0602...	--	--	SS1751	BT08	0,040	--	●	
SCRCR/L 1010 E06	10	10	10	70	14	11						0,060	--	●	
SCRCR/L 1212 F09	12	12	12	80	20	13						0,090	--	●	
SCRCR/L 1616 H09	16	16	16	100	20	17	CCMT CCGT 09T3...	US1111	GBS1111	SS1111	BT15	0,220	--	●	
SCRCR/L 2020 K09	20	20	20	125	21	22						0,420	--	●	
SCRCR/L 1616 H12	16	16	16	100	24	17	CCMT CCGT 1204...	US1221	GBS1221	SS1221	BT15	0,220	--	●	
SCRCR/L 2020 K12	20	20	20	125	24	22						0,420	--	●	
SCRCR/L 2525 M12	25	25	25	150	24	27						0,740	--	●	





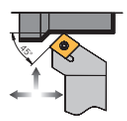

Stelo in acciaio _ *Stahlschaft* _ Steelshank

SCSCR/L	h1	h2	b	l1	l2	f						KG		STOCK	PRICELIST on getooling.com
			(mm)												
SCSCR/L 0808 D06	8	8	8	60	12	10	CCMT CCGT 0602...	--	--	SS1751	BT08	0,040	--	●	
SCSCR/L 1010 E06	10	10	10	70	12	12						0,060	--	●	
SCSCR/L 1212 F09	12	12	12	80	19	16						0,090	--	●	
SCSCR/L 1616 H09	16	16	16	100	20	20	CCMT CCGT 09T3...	US1111	GBS1111	SS1111	BT15	0,220	--	●	
SCSCR/L 2020 K09	20	20	20	125	22	25						0,420	--	●	
SCSCR/L 1616 H12	16	16	16	100	22	20	CCMT CCGT 1204...	US1221	GBS1221	SS1221	BT15	0,220	--	●	
SCSCR/L 2020 K12	20	20	20	125	24	25						0,420	--	●	
SCSCR/L 2525 M12	25	25	25	150	27	32						0,740	--	●	

● **Disponibile - *Lieferbar* - On stock** ○ A richiesta - *Auf Anfrage* - On request

UTENSILI PER TORNITURA ESTERNA
KLEMMHALTER FÜR DIE AUSSENBEARBEITUNG _ EXTERNAL TURNING TOOLS





Stelo in acciaio _ *Stahlschaft* _ Steelshank

SDHCR/L	h1	h2	b	l1	l2	f						KG		STOCK	PRICELIST on getooling.com
	(mm)														
SDHCR/L 1010 E07	10	10	10	70	7,2	12	DCMT DCGT 0702...	--	--	SS1751	BT08	0,060	--	●	
SDHCR/L 1212 F07	12	12	12	80	12	16						0,090	--	●	
SDHCR/L 1616 H11	16	16	16	100	11,6	20	DCMT DCGT 11T3...	US2311	GBS1111	SS1111	BT15	0,220	--	●	
SDHCR/L 2020 K11	20	20	20	125	14,7	25						0,420	--	●	
SDHCR/L 2525 M11	25	25	25	150	21	32						0,740	--	●	





Stelo in acciaio _ *Stahlschaft* _ Steelshank

Pricelist on request

SDJCR/L	h1	h2	b	l1	l2	f						KG		STOCK	PRICELIST on getooling.com
	(mm)														
SDJCR/L 0808 D07	8	8	8	60	12,8	10						0,040	--	●	
SDJCR/L 1010 E07	10	10	10	70	12,8	12						0,060	--	●	
SDJCR/L 1212 F07	12	12	12	80	17	16	DCMT DCGT 0702...	--	--	SS1751	BT08	0,090	--	●	
SDJCR/L 1616 H07	16	16	16	100	22	20						0,210	--	●	
SDJCR/L 2020 K07	20	20	20	125	24	25						0,400	--	●	
SDJCR/L 1616 H11	16	16	16	100	20	20						0,220	--	●	
SDJCR/L 2020 K11	20	20	20	125	24	25	DCMT DCGT 11T3...	US2311	GBS1111	SS1111	BT15	0,420	--	●	
SDJCR/L 2525 M11	25	25	25	150	27	32						0,740	--	●	



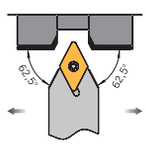

Stelo in acciaio _ *Stahlschaft* _ Steelshank

SDNCN	h1	h2	b	l1	f						KG		STOCK	PRICELIST on getooling.com
	(mm)													
SDNCN 0808 D07	8	8	8	60	4						0,040	--	●	
SDNCN 1010 E07	10	10	10	70	5	DCMT DCGT 0702...	--	--	SS1751	BT08	0,060	--	●	
SDNCN 1212 F07	12	12	12	80	6						0,090	--	●	
SDNCN 1616 H11	16	16	16	100	8						0,220	--	●	
SDNCN 2020 K11	20	20	20	125	10	DCMT DCGT 11T3...	US2311	GBS1111	SS1111	BT15	0,420	--	●	
SDNCN 2525 M11	25	25	25	150	12,5						0,740	--	●	

UTENSILI PER TORNITURA ESTERNA
KLEMMHALTER FÜR DIE AUSSENBEARBEITUNG _ EXTERNAL TURNING TOOLS



Stelo in acciaio _ *Stahlschaft* _ Steelshank

SRDCN	h1	h2	l1	l2	f						KG		STOCK	PRICELIST on getooling.com
	(mm)													
SRDCN 1212 F06	12	12	80	12,4	6	RCMT RCGT 0602...	--	--	SS1751	BT08	0,090	--	●	
SRDCN 1616 H06	16	16	100	12,4	8						0,220	--	●	
SRDCN 2020 K06	20	20	125	12,4	10						0,420	--	●	
SRDCN 2525 M06	25	25	150	12,4	12,5						0,740	--	●	
SRDCN 1616 H08	16	16	100	16,4	8	RCMT RCGT 0803...	--	--	SS8831	BT08	0,220	--	●	
SRDCN 2020 K08	20	20	125	16,4	10						0,420	--	●	
SRDCN 2525 M08	25	25	150	16,4	12,5						0,740	--	●	
SRDCN 1616 H10	16	16	100	20,3	8	RCMT RCGT 1003...	US3431	GBS1111	SS1111	BT15	0,220	--	●	
SRDCN 2020 K10	20	20	125	20,3	10						0,420	--	●	
SRDCN 2525 M10	25	25	150	20,3	12,5						0,740	--	●	
SRDCN 2020 K12	20	20	125	20,3	10	RCMT RCGT 1204...	US3450	GBS1111	SS1111	BT15	0,420	--	●	
SRDCN 2525 M12	25	25	150	20,3	12,5						0,740	--	●	





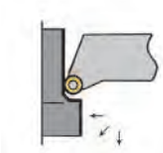

Stelo in acciaio _ *Stahlschaft* _ Steelshank

SRGCR/L	h1	h2	b	l1	l2	f						KG		STOCK	PRICELIST on getooling.com
	(mm)														
SRGCR/L 1212 F06	12	12	12	80	13,8	16	RCMT RCGT 0602...	--	--	SS1751	BT08	0,090	--	●	
SRGCR/L 1616 H06	16	16	16	100	13,8	20						0,220	--	●	
SRGCR/L 2020 K06	20	20	20	125	15,3	25						0,420	--	●	
SRGCR/L 2525 M06	25	25	25	150	18,8	32						0,740	--	●	
SRGCR/L 1616 H08	16	16	16	100	14,7	20	RCMT RCGT 0803...	--	--	SS8831	BT08	0,220	--	●	
SRGCR/L 2020 K08	20	20	20	125	16,4	25						0,420	--	●	
SRGCR/L 2525 M08	25	25	25	150	19,8	32						0,740	--	●	
SRGCR/L 1616 H10	16	16	16	100	15,5	20	RCMT RCGT 1003...	US3431	GBS1111	SS1111	BT15	0,220	--	●	
SRGCR/L 2020 K10	20	20	20	125	17,2	25						0,420	--	●	
SRGCR/L 2525 M10	25	25	25	150	20,7	32						0,740	--	●	

● **Disponibile - *Lieferbar* - On stock** ○ A richiesta - *Auf Anfrage* - On request

UTENSILI PER TORNITURA ESTERNA
KLEMMHALTER FÜR DIE AUSSENBEARBEITUNG _ EXTERNAL TURNING TOOLS



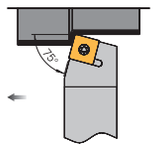

Stelo in acciaio _ *Stahlschaft* _ Steelshank

SSBCR/L	h1	h2	b	l1	l2	f						KG		STOCK	PRICELIST on getooling.com
	(mm)														
SSBCR/L 1616 H09	16	16	16	100	20	13	SCMT SCGT 09T3..	US4111	GBS1111	SS1111	BT15	0,220	--	●	
SSBCR/L 2020 K12	20	20	20	125	20	17	SCMT SCGT 1204..	US4221	GBS1221	SS1221	BT15	0,420	--	●	
SSBCR/L 2525 M12	25	25	25	150	20	22						0,740	--	●	





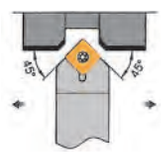

Stelo in acciaio _ *Stahlschaft* _ Steelshank

SSDCN	h1	h2	b	l1	l2	f						KG		STOCK	PRICELIST on getooling.com
	(mm)														
SSDCN 1212 F09	12	12	12	80	16	6	SCMT SCGT 09T3..	--	--	SS1111	BT15	0,090	--	●	
SSDCN 1616 H09	16	16	16	100	20	8		US4111	GBS1111	SS1111		0,220	--	●	
SSDCN 2020 K09	20	20	20	125	20	10						0,420	--	●	
SSDCN 1616 H12	16	16	16	100	25	8	SCMT SCGT 1204..	US4221	GBS1221	SS1221	BT15	0,220	--	●	
SSDCN 2020 K12	20	20	20	125	25	10						0,420	--	●	
SSDCN 2525 M12	25	25	25	150	25	12,5						0,740	--	●	





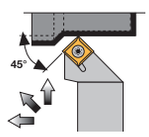

Stelo in acciaio _ *Stahlschaft* _ Steelshank

SSSCR/L	h1	h2	b	l1	l2	f						KG		STOCK	PRICELIST on getooling.com
	(mm)														
SSSCR/L 0808 D09	8	8	8	60	21	13	SCMT SCGT 09T3..	--	--	SS1114	BT15	0,040	--	●	
SSSCR/L 1010 E09	10	10	10	70	21	14						0,060	--	●	
SSSCR/L 1212 F09	12	12	12	80	17	16		--	--	SS1111		0,090	--	●	
SSSCR/L 1616 H09	16	16	16	100	20	20		US4111	GBS1111	SS1111		0,220	--	●	
SSSCR/L 2020 K09	20	20	20	125	20	25						0,420	--	●	
SSSCR/L 1616 H12	16	16	16	100	18	20	SCMT SCGT 1204..	US4221	GBS1221	SS1221	BT15	0,220	--	●	
SSSCR/L 2020 K12	20	20	20	125	26,7	25						0,420	--	●	
SSSCR/L 2525 M12	25	25	25	150	25	32						0,740	--	●	

UTENSILI PER TORNITURA ESTERNA
KLEMMHALTER FÜR DIE AUSSENBEARBEITUNG _ EXTERNAL TURNING TOOLS





Stelo in acciaio _ *Stahlschaft* _ Steelshank

SVGCR/L	h1	h2	b	l1	l2	f						KG		STOCK	PRICELIST on getooling.com
	(mm)														
SVGCR/L 0808 K07	8	8	8	125	15	8,5						0,040	--	●	
SVGCR/L 1010 M07	10	10	10	150	15	10,5	**VCMT VCGT 0702...**	**--**	**--**	**VT20**	**BT06**	0,060	--	●	
SVGCR/L 1212 M07	12	12	12	150	18	12,5						0,090	--	●	





Stelo in acciaio _ *Stahlschaft* _ Steelshank

SVLCR/L	h1	h2	b	l1	l2	f						KG		STOCK	PRICELIST on getooling.com
	(mm)														
SVLCR/L 0808 D07	8	8	8	60	15	10						0,040	--	●	
SVLCR/L 1010 E07	10	10	10	70	15	12	**VCMT VCGT 0702...**	**--**	**--**	**VT20**	**BT06**	0,060	--	●	
SVLCR/L 1212 F07	12	12	12	80	18	16						0,090	--	●	



Stelo in acciaio _ *Stahlschaft* _ Steelshank

SVXCR/L	h1	h2	b	l1	l2	f						KG		STOCK	PRICELIST on getooling.com
	(mm)														
SVXCR/L 0808 D07	8	8	8	60	15	10						0,040	--	●	
SVXCR/L 1010 E07	10	10	10	70	15	12	**VCMT VCGT 0702...**	**--**	**--**	**VT20**	**BT06**	0,060	--	●	
SVXCR/L 1212 F07	12	12	12	80	18	16						0,090	--	●	

● **Disponibile - *Lieferbar* - On stock** ○ A richiesta - *Auf Anfrage* - On request

UTENSILI PER TORNITURA ESTERNA
KLEMMHALTER FÜR DIE AUSSENBEARBEITUNG _ EXTERNAL TURNING TOOLS





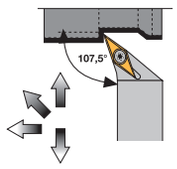

Stelo in acciaio _ *Stahlschaft* _ Steelshank

SVHBR/L	h1	h2	b	l1	l2	f						KG		STOCK	PRICELIST on getooling.com
	(mm)														
SVHBR/L 1212 F11	12	12	12	80	13,4	16	VBMT VBGT 1103...	--	--	SS1751	BT08	0,090	--	●	
SVHBR/L 1616 H11	16	16	16	100	13,4	20						0,220	--	●	
SVHBR/L 2020 K11	20	20	20	125	16,6	25						0,420	--	●	
SVHBR/L 2020 K16	20	20	20	125	15,9	25	VBMT VBGT 1604...	US6522	GBS1111	SS1111	BT15	0,420	--	●	
SVHBR/L 2525 M16	25	25	25	150	20,6	32						0,740	--	●	

SVHCR/L	h1	h2	b	l1	l2	f						KG		STOCK	PRICELIST on getooling.com
	(mm)														
SVHCR/L 1212 F11	12	12	12	80	13,4	16	VCMT VCGT 1103...	--	--	SS1751	BT08	0,090	--	●	
SVHCR/L 1616 H11	16	16	16	100	13,4	20						0,220	--	●	
SVHCR/L 2020 K11	20	20	20	125	16,6	25						0,420	--	●	
SVHCR/L 2525 M11	25	25	25	150	22,9	32						0,740	--	●	
SVHCR/L 2020 K16	20	20	20	125	15,2	25	VCMT VCGT 1604...	US6522	GBS1111	SS1111	BT15	0,420	--	●	
SVHCR/L 2525 M16	25	25	25	150	23,5	32						0,740	--	●	





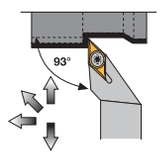

Stelo in acciaio _ *Stahlschaft* _ Steelshank

SVJBR/L	h1	h2	b	l1	l2	f						KG		STOCK	PRICELIST on getooling.com
	(mm)														
SVJBR/L 1212 F11	12	12	12	80	21,5	16	VBMT VBGT 1103...	--	--	SS1751	BT08	0,090	--	●	
SVJBR/L 1616 H11	16	16	16	100	21,5	20						0,220	--	●	
SVJBR/L 2020 K11	20	20	20	125	23	25						0,420	--	●	
SVJBR/L 2020 K16	20	20	20	125	29,5	25	VBMT VBGT 1604...	US6522	GBS1111	SS1111	BT15	0,420	--	●	
SVJBR/L 2525 M16	25	25	25	150	33	32						0,740	--	●	

Stelo in acciaio _ *Stahlschaft* _ Steelshank

SVJCR/L	h1	h2	b	l1	l2	f						KG		STOCK	PRICELIST on getooling.com
	(mm)														
SVJCR/L 1212 F11	12	12	12	80	21,5	16	VCMT VCGT 1103...	--	--	SS1751	BT08	0,090	--	●	
SVJCR/L 1616 H11	16	16	16	100	21,5	20						0,220	--	●	
SVJCR/L 2020 K11	20	20	20	125	24	25						0,420	--	●	
SVJCR/L 2525 M11	25	25	25	150	26	32						0,740	--	●	
SVJCR/L 2020 K16	20	20	20	125	29,5	25	VCMT VCGT 1604...	US6522	GBS1111	SS1111	BT15	0,420	--	●	
SVJCR/L 2525 M16	25	25	25	150	32,5	32						0,740	--	●	

● **Disponibile - *Lieferbar* - On stock** ○ A richiesta - *Auf Anfrage* - On request

UTENSILI PER TORNITURA ESTERNA
KLEMMHALTER FÜR DIE AUSSENBEARBEITUNG _ EXTERNAL TURNING TOOLS





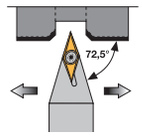

Stelo in acciaio _ *Stahlschaft* _ Steelshank

SVVBN	h1	h2	b	l1	l2	f						KG		STOCK	PRICELIST on getooling.com
			(mm)												
SVVBN 1212 F11	12	12	12	80	18,5	6						0,090	--	●	
SVVBN 1616 H11	16	16	16	100	24,7	8	VBMT VBGT 1103...	--	--	SS1751	BT08	0,220	--	●	
SVVBN 2020 K11	20	20	20	125	32	10						0,420	--	●	
SVVBN 2525 M11	25	25	25	150	38,9	12,5						0,740	--	●	
SVVBN 2020 K16	20	20	20	125	30,7	10	VBMT VBGT 1604...	US6522	GBS1111	SS1111	BT15	0,420	--	●	
SVVBN 2525 M16	25	25	25	150	38,8	12,5						0,740	--	●	

Stelo in acciaio _ *Stahlschaft* _ Steelshank

SVVCN	h1	h2	b	l1	l2	f						KG		STOCK	PRICELIST on getooling.com
			(mm)												
SVVCN 0808 K07	8	8	8	125	15	4						0,040	--	●	
SVVCN 1010 M07	10	10	10	150	15	5	VCMT VCGT 0702...	--	--	VT20	BT06	0,060	--	●	
SVVCN 1212 M07	12	12	12	150	18	6						0,090	--	●	
SVVCN 1212 F11	12	12	12	80	18,4	6						0,090	--	●	
SVVCN 1616 H11	16	16	16	100	24,7	8	VCMT VCGT 1103...	--	--	SS1751	BT08	0,220	--	●	
SVVCN 2020 K11	20	20	20	125	31,3	10						0,420	--	●	
SVVCN 2525 M11	25	25	25	150	39	12,5						0,740	--	●	
SVVCN 2020 K16	20	20	20	125	31,1	10	VCMT VCGT 1604...	US6522	GBS1111	SS1111	BT15	0,420	--	●	
SVVCN 2525 M16	25	25	25	150	38,2	12,5						0,740	--	●	





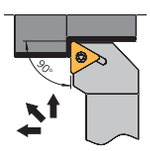

Stelo in acciaio _ *Stahlschaft* _ Steelshank

STGCR/L	h1	h2	b	l1	l2	f						KG		STOCK	PRICELIST on getooling.com
			(mm)												
STGCR/L 1212 F11	12	12	12	80	19	16	TCMT 1102...	--	--	SS1751	BT08	0,090	--	●	
STGCR/L 1616 H11	16	16	16	100	19	20						0,220	--	●	
STGCR/L 1616 H16	16	16	16	100	22	20	TCMT TCGT 16T3...	US5511	GBS1111	SS1111	BT15	0,220	--	●	
STGCR/L 2020 K16	20	20	20	125	22	25						0,420	--	●	
STGCR/L 2525 M16	25	25	25	150	23	32						0,740	--	●	

● **Disponibile - *Lieferbar* - On stock** ○ A richiesta - *Auf Anfrage* - On request

UTENSILI PER FANTINE MOBILI
LANGDREHMASCHINEN WERKZEUGEN _ SWISS TYPE MACHINING TURNING TOOLS



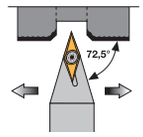

Stelo in acciaio _ *Stahlschaft* _ Steelshank

SCACR/L

	h1	h2	b	l1	f						KG		STOCK	PRICELIST on getooling.com
		(mm)												
SCACR/L 0808 X06-A	8	8	8	115	8,0	**CCMT CCGT 0602...**	--	--	**SS1751**	**BT08**	0,060	--	●	
SCACR/L 1010 X06-A	10	10	10	115	10,0						0,100	--	●	
SCACR/L 1212 X06-A	12	12	12	130	12,0						0,150	--	●	
SCACR/L 1212 X09-A	12	12	12	130	12,0	**CCMT CCGT 09T3...**	--	--	**VT40B**	**BT15**	0,150	--	●	
SCACR/L 1616 X09-A	16	16	16	130	16,0						0,260	--	●	

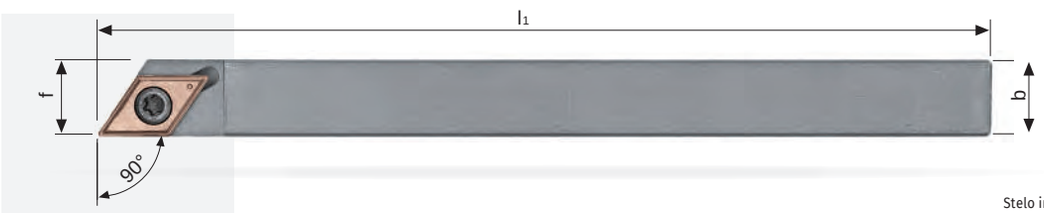

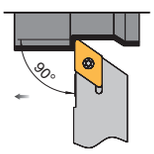

Stelo in acciaio _ *Stahlschaft* _ Steelshank

SDACR/L

	h1	h2	b	l1	f						KG		STOCK	PRICELIST on getooling.com
		(mm)												
SDACR/L 0808 X07-A	8	8	8	115	8,0						0,060	--	●	
SDACR/L 1010 X07-A	10	10	10	115	10,0	**DCMT DCGT 0702...**	--	--	**SS1751**	**BT08**	0,090	--	●	
SDACR/L 1212 X07-A	12	12	12	130	12,0						0,150	--	●	
SDACR/L 1616 X07-A	16	16	16	130	16,0						0,250	--	●	
SDACR/L 1212 X11-A	12	12	12	130	12,0	**DCMT DCGT 11T3...**	--	--	**VT40B**	**BT15**	0,150	--	●	
SDACR/L 1616-X11-A	16	16	16	130	16,0						0,250	--	●	



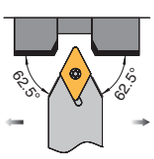

Stelo in acciaio _ *Stahlschaft* _ Steelshank

SDNCN

	h1	h2	b	l1	f						KG		STOCK	PRICELIST on getooling.com
		(mm)												
SDNCN 1010 X07-A	10	10	10	115	5,0	**DCMT DCGT 0702...**	--	--	**SS1751**	**BT08**	0,060	--	●	
SDNCN 1212 X11-A	12	12	12	130	6,0	**DCMT DCGT 11T3...**	--	--	**VT40B**	**BT15**	0,150	--	●	
SDNCN 1616 X11-A	16	16	16	130	8,0						0,250	--	●	

UTENSILI PER FANTINE MOBILI
LANGDREHMASCHINEN WERKZEUGEN _ SWISS TYPE MACHINING TURNING TOOLS



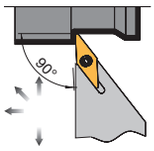

Stelo in acciaio _ *Stahlschaft* _ Steelshank

SVACR/L	h1	h2	b	l1	f						KG		STOCK	PRICELIST on getooling.com
		(mm)												
SVACR/L 0808 X11-A	8	8	8	115	8,0						0,060	--	●	
SVACR/L 1010 X11-A	10	10	10	115	10,0	VCMT VCGT 1103...	--	--	SS1751	BT08	0,090	--	●	
SVACR/L 1212 X11-A	12	12	12	130	12,0						0,150	--	●	
SVACR/L 1616 X11-A	16	16	16	130	16,0						0,250	--	●	
SVACR/L 1212 X16-A	12	12	12	130	12,0	VCMT VCGT 1604...	--	--	VT40B	BT15	0,140	--	●	
SVACR/L 1616-X16-A	16	16	16	130	16,0						0,240	--	●	



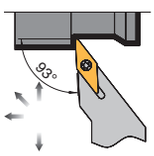

Stelo in acciaio _ *Stahlschaft* _ Steelshank

SVJCR/L	h1	h2	b	l1	f						KG		STOCK	PRICELIST on getooling.com
		(mm)												
SVJCR/L 0808 X11-A	8	8	8	115	8,0						0,060	--	●	
SVJCR/L 1010 X11-A	10	10	10	115	10,0	VCMT VCGT 1103...	--	--	SS1751	BT08	0,090	--	●	
SVJCR/L 1212 X11-A	12	12	12	130	12,0						0,150	--	●	
SVJCR/L 1616 X11-A	16	16	16	130	16,0						0,250	--	●	
SVJCR/L 1212 X16-A	12	12	12	130	12,0	VCMT VCGT 1604...	--	--	VT40B	BT15	0,140	--	●	
SVJCR/L 1616-X16-A	16	16	16	130	16,0						0,240	--	●	



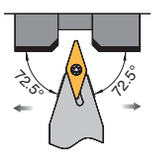

Stelo in acciaio _ *Stahlschaft* _ Steelshank

SVVCN	h1	h2	b	l1	f						KG		STOCK	PRICELIST on getooling.com
		(mm)												
SVVCN 1010 X11-A	10	10	10	115	5,0						0,100	--	●	
SVVCN 1212 X11-A	12	12	12	130	6,0	VCMT VCGT 1103...	--	--	SS1751	BT08	0,150	--	●	
SVVCN 1616 X11-A	16	16	16	130	8,0						0,250	--	●	
SVVCN 1212 X16-A	12	12	12	130	6,0	VCMT VCGT 1604...	--	--	VT40B	BT15	0,150	--	●	
SVVCN 1616 X16-A	16	16	16	130	8,0						0,240	--	●	

● **Disponibile - *Lieferbar* - On stock** ○ A richiesta - *Auf Anfrage* - On request

UTENSILI PER FANTINE MOBILI
LANGDREHMASCHINEN WERKZEUGEN _ SWISS TYPE MACHINING TURNING TOOLS

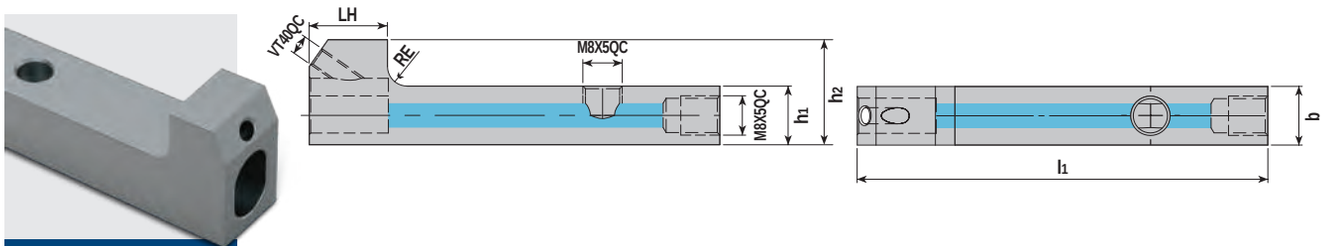

QCTB

	h1	h2	b	RE	LH	l1			KG		STOCK	PRICELIST on getooling.com
	(mm)											
QCTB 1212	12	21,5	12	4	16	84	**M8X5QC**	**VT40QC**	0,140	💧	●	
QCTB 1616	16	21,5	16	1	16	90	(M8X1X5)	(M4X0,7)	0,220	💧	●	

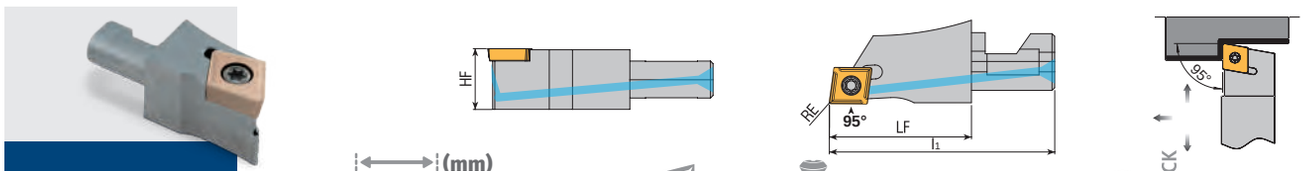

SCLCR/L

	HF	RE	LF	l1				KG		STOCK	PRICELIST on getooling.com
	(mm)										
SCLCR/L 12-06	11,8	0,2	27,3	43,3	**CCMT CCGT 0602...**	**SS1751**	**BT08**	0,080	-	○	
SCLCR/L 12-06 W	11,8	0,2	27,3	43,3				0,080	💧	●	
SCLCR/L 16-06	15,8	0,2	27,3	43,3				0,080	-	○	
SCLCR/L 16-06 W	15,8	0,2	27,3	43,3				0,080	💧	●	
SCLCR/L 12-09	11,8	0,2	27,3	43,3	**CCMT CCGT 09T3...**	**VT35**	**BT15**	0,080	-	○	
SCLCR/L 12-09 W	11,8	0,2	27,3	43,3				0,080	💧	●	
SCLCR/L 16-09	15,8	0,2	27,3	43,3				0,090	-	○	
SCLCR/L 16-09 W	15,8	0,2	27,3	43,3				0,090	💧	●	

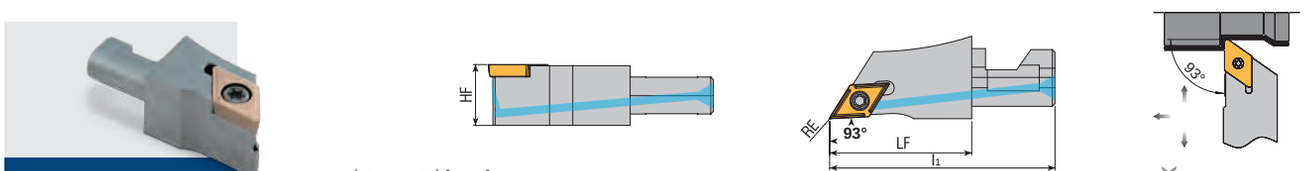

SDJCR/L

	HF	RE	LF	l1				KG		STOCK	PRICELIST on getooling.com
	(mm)										
SDJCR/L 12-07	11,8	0,2	27,3	43,3	**DCMT DCGT 0702...**	**SS1751**	**BT08**	0,080	-	○	
SDJCR/L 12-07 W	11,8	0,2	27,3	43,3				0,080	💧	●	
SDJCR/L 16-07	15,8	0,2	27,3	43,3				0,080	-	○	
SDJCR/L 16-07 W	15,8	0,2	27,3	43,3				0,080	💧	●	
SDJCR/L 12-11	11,8	0,2	27,3	43,3	**DCMT DCGT 11T3...**	**VT35**	**BT15**	0,080	-	○	
SDJCR/L 12-11 W	11,8	0,2	27,3	43,3				0,080	💧	●	
SDJCR/L 16-11	15,8	0,2	27,3	43,3				0,090	-	○	
SDJCR/L 16-11 W	15,8	0,2	27,3	43,3				0,090	💧	●	

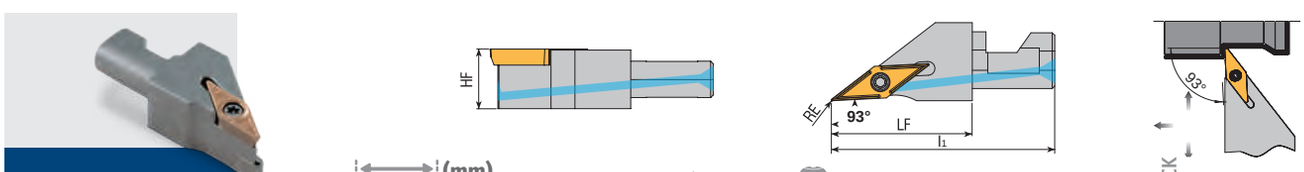

SVJCR/L

	HF	RE	LF	l1				KG		STOCK	PRICELIST on getooling.com
	(mm)										
SVJCR/L 12-11	11,8	0,2	27,3	43,3	**VCMT VCGT 1103...**	**SS1751**	**BT08**	0,070	-	○	
SVJCR/L 12-11 W	11,8	0,2	27,3	43,3				0,070	💧	●	
SVJCR/L 16-11	15,8	0,2	27,3	43,3				0,080	-	○	
SVJCR/L 16-11 W	15,8	0,2	27,3	43,3				0,080	💧	●	

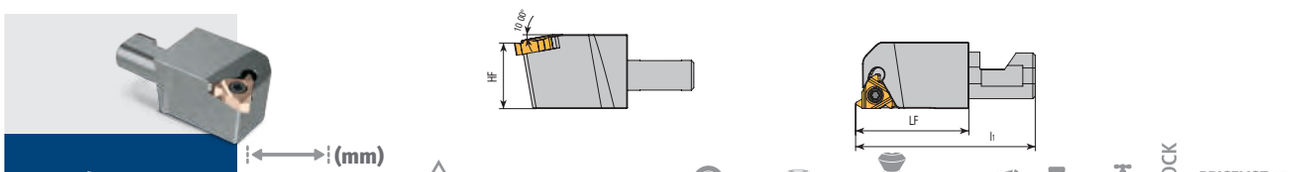

... ER/L

	HF	LF	l1									STOCK	PRICELIST on getooling.com
	(mm)												
SER/L 12-11	11,8	27,3	43,3	**11 ER/L**	-	-	-	-	**SS1751**	**BT08**	0,070	-	○
TER/L 16-16	15,8	27,3	43,3	**16 ER/L**	**US-3R**	**US-3L**	**USR-3E**	**GBS-3E**	**VT40-3E**	**BT10**	0,100	-	○

● **Disponibile - *Lieferbar* - On stock** ○ A richiesta - *Auf Anfrage* - On request

BARENI PER TORNITURA INTERNA
BOHRSTANGEN FÜR DIE INNENBEARBEITUNG _ INTERNAL BORING BARS

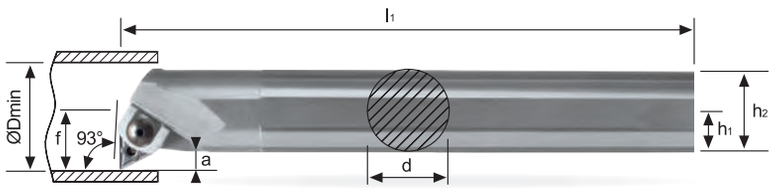

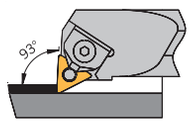

Stelo in acciaio _ *Stahlschaft* _ Steelshank

A-MTFNR/L

	d	h1	h2	l1 (mm)	f	a	Dmin		KG		STOCK	PRICELIST on getooling.com
A32S MTFNR/L 16	32	15	30	250	22	5,9	44	TN... 1604...	1,400		○	
A40T MTFNR/L 16	40	18	36	300	27	6,9	54		2,700		○	

RICAMBI *Ersatzteile* Spare parts	Staffa *Klemme* Clamp	Perno *Keilstück* Wedge	Supporto *Unterlegplatte* Support pad	Grano *Gewindestift* Pin
...MTFNR/L 16	GS1	P1	E1	G1

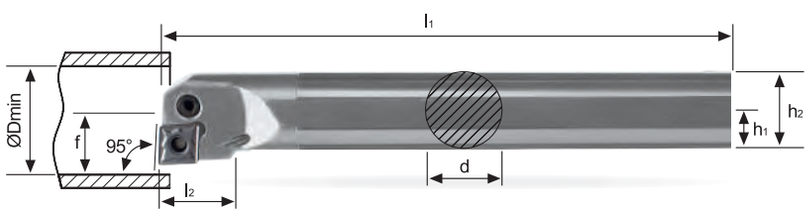

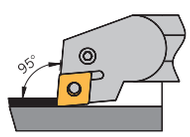

Stelo in acciaio _ *Stahlschaft* _ Steelshank

A-PCLNR/L

	d	h1	h2	l1 (mm)	l2	f	Dmin		KG		STOCK	PRICELIST on getooling.com
A25R PCLNR/L 12	25	12,5	24	200	21	17	32	CN... 1204...	0,700		○	
A32S PCLNR/L 12	32	16	31	250	24,1	22	40		1,400		○	
A40T PCLNR/L 12	40	20	38,5	300	24,1	27	49		2,700		○	

RICAMBI *Ersatzteile* Spare parts	Supporto *Unterlage* Support pad	Leva *Hebel* Lever	Vite di fissaggio *Klemmschraube* Clamping screw	Spina supporto *Rohrstift* Shim pin	Punzone *Montagedorn* Shim pin punch
...25...PCLNR/L 12	UP 1111	HP 1111	SP 1114	RP 1111	MP 1111
...32-40...PCLNR/L 12	UP 1111	HP 1111	SP 1111	RP 1111	MP 1111

● **Disponibile - *Lieferbar* - On stock** ○ A richiesta - *Auf Anfrage* - On request

BARENI PER TORNITURA INTERNA
BOHRSTANGEN FÜR DIE INNENBEARBEITUNG _ INTERNAL BORING BARS

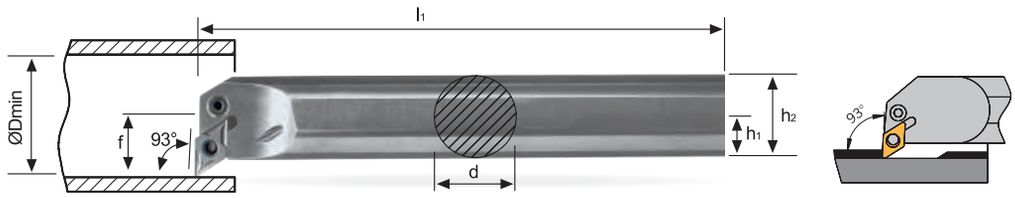

Stelo in acciaio _ *Stahlschaft* _ Steelshank

A-PDUNR/L

	d	h1	h2 (mm)	l1 (mm)	f	Dmin		KG		STOCK	PRICELIST on getooling.com
A32S PDUNR/L 15	32	16	31	250	22	40	DN... 1506...	1,400		O	
A40T PDUNR/L 15	40	20	38,5	300	27	49		2,700		O	

RICAMBI *Ersatzteile* Spare parts	Supporto *Unterlage* Support pad	Leva *Hebel* Lever	Vite di fissaggio *Klemmschraube* Clamping screw	Spina supporto *Rohrstift* Shim pin	Punzone *Montagedorn* Shim pin punch
...32-40... PDUNR/L 15	UP 2421	HP 2421	SP 1111	RP 1111	MP 1111

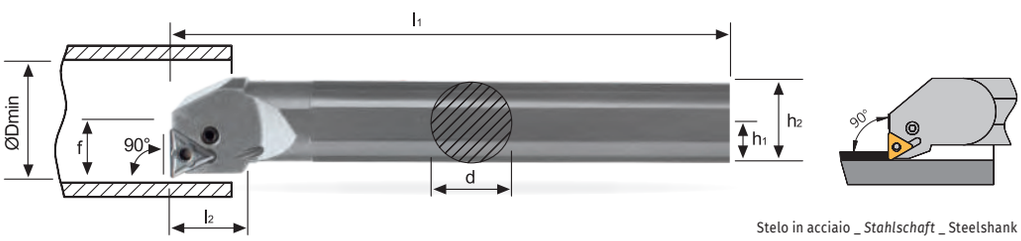

Stelo in acciaio _ *Stahlschaft* _ Steelshank

A-PTFNR/L

	d	h1	h2 (mm)	l1 (mm)	l2	f	Dmin		KG		STOCK	PRICELIST on getooling.com
A25R PTFNR/L 16	25	12,5	24	200	17,5	17	32	TN... 1604...	0,700		O	

RICAMBI *Ersatzteile* Spare parts	Supporto *Unterlage* Support pad	Leva *Hebel* Lever	Vite di fissaggio *Klemmschraube* Clamping screw	Spina supporto *Rohrstift* Shim pin	Punzone *Montagedorn* Shim pin punch
...25... PTFNR/L 16	UP 6211	HP 4751	SP 3111	RP 3112	MP 3111

UTENSILI PER TORNITURA ESTERNA
WERKZEUGE FÜR DIE AUSSENBEARBEITUNG _ EXTERNAL TURNING TOOLS
Con lubrificazione _ Mit Innenkühlung _ With coolant

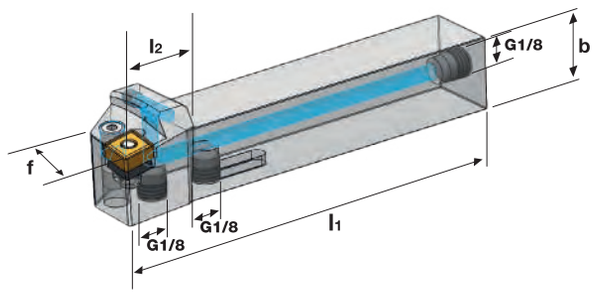

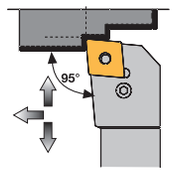

INCLUDING FREE
NO SEPARATE SALE

Stelo in acciaio _ *Stahlschaft* _ Steelshank

PCLNR/L

	h1	h2	b	l1	l2	f							KG		STOCK	PRICELIST on getooling.com
	(mm)															
PCLNR/L 1616 H12 IK G1/8	16	16	16	100	26,1	20							0,254		●	
PCLNR/L 2020 K12 IK G1/8	20	20	20	125	27,4	25	CN... 1204...	UP 1111E	HP 1111E	SP 1111E	RP 1111E	MP 1111	0,428		●	
PCLNR/L 2525 M12 IK G1/8	25	25	25	150	28	32							0,751		●	



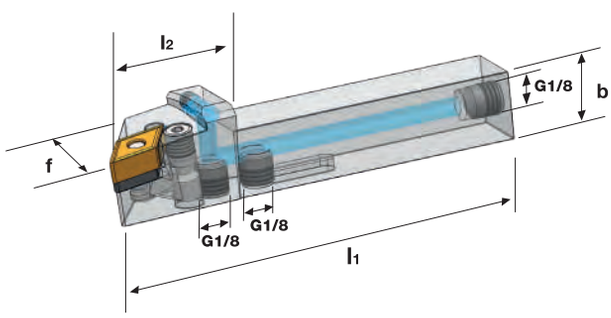

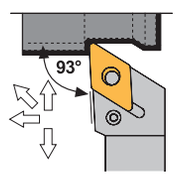

INCLUDING FREE
NO SEPARATE SALE

Stelo in acciaio _ *Stahlschaft* _ Steelshank

PDJNR/L

	h1	h2	b	l1	l2	f							KG		STOCK	PRICELIST on getooling.com
	(mm)															
PDJNR/L 1616 H11 IK G1/8	16	16	16	100	30	20	DN... 1104...	UP 2011E	HP 2011E	SP 3111E	RP 3112E	MP 3111	0,220		●	
PDJNR/L 2020 K15 IK G1/8	20	20	20	125	30	25	DN... 1506...	UP 2421E	HP 2421E	SP 1111E	RP 1111E	MP 1111	0,411		●	
PDJNR/L 2525 M15 IK G1/8	25	25	25	150	30	32							0,737		●	

● **Disponibile - *Lieferbar* - On stock** ○ A richiesta - *Auf Anfrage* - On request

UTENSILI PER TORNITURA ESTERNA
WERKZEUGE FÜR DIE AUSSENBEARBEITUNG _ EXTERNAL TURNING TOOLS
Con lubrificazione _ Mit Innenkühlung _ With coolant



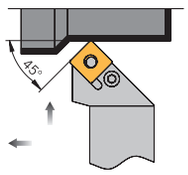

INCLUDING FREE
NO SEPARATE SALE

IN ESAURIMENTO

Stelo in acciaio _ *Stahlschaft* _ Steelshank

PSSNR/L

	h1	h2	b	l1	l2	f							KG		STOCK	PRICELIST on getooling.com
	(mm)															
PSSNR/L 2020 K12 IK G1/8	20	20	20	125	29,4	25	SN... 1204...	UP 5112	HP 1111	SP 1111	RP 1111	MP 1111	0,430		●	
PSSNR/L 2525 M12 IK G1/8	25	25	25	150	29,3	32							0,760		●	

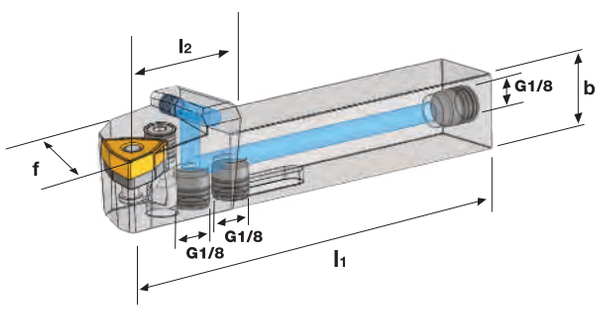

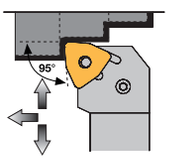

INCLUDING FREE
NO SEPARATE SALE

Stelo in acciaio _ *Stahlschaft* _ Steelshank

PWLNR/L

	h1	h2	b	l1	l2	f							KG		STOCK	PRICELIST on getooling.com
	(mm)															
PWLNR/L 2020 K08 IK G1/8	20	20	20	125	25	25	WN... 0804...	UP 71011E	HP 1111E	SP 1111E	RP 1111E	MP 1111	0,420		●	
PWLNR/L 2525 M08 IK G1/8	25	25	25	150	25	32							0,767		●	

UTENSILI PER TORNITURA ESTERNA
WERKZEUGE FÜR DIE AUSSENBEARBEITUNG _ EXTERNAL TURNING TOOLS





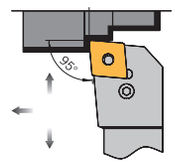

Stelo in acciaio _ *Stahlschaft* _ Steelshank

PCLNR/L	h1	h2	b (mm)	l1	l2	f		KG		STOCK	PRICELIST on getooling.com
PCLNR/L 1616 H12	16	16	16	100	26,1	20,3	**CN... 1204...**	0,220	--	○	
PCLNR/L 2020 K12	20	20	20	125	27,5	25,3	**CN... 1204...**	0,420	--	○	
PCLNR/L 2525 M12	25	25	25	150	28,1	32,3	**CN... 1204...**	0,740	--	○	
PCLNR/L 2525 M16	25	25	25	150	32,7	32,3	**CN... 1606...**	0,740	--	○	
PCLNR/L 3225 P12	32	32	25	170	31,2	32,3	**CN... 1204...**	1,300	--	○	
PCLNR/L 3232 P16	32	32	32	170	40	40,3	**CN... 1606...**	1,300	--	○	
PCLNR/L 3232 P19	32	32	32	170	38,2	40,3	**CN... 1906...**	1,300	--	○	
PCLNR/L 4040 S19	40	40	40	250	40	50,3		1,700	--	○	

RICAMBI *Ersatzteile* **Spare parts**	Supporto *Unterlage* Support pad	Leva *Hebel* Lever	Vite di fissaggio *Klemmschraube* Clamping screw	Spina supporto *Rohrstift* Shim pin	Punzone *Montagedorn* Shim pin punch
PC... R/L... 12	UP 1111	HP 1111	SP 1111	RP 1111	MP 1111
PC... R/L... 16	UP 1221	HP 1221	SP 1221	RP 1221	MP 1221
PC... R/L... 19	UP 1321	HP 1321	SP 1321	RP 1321	MP 1321



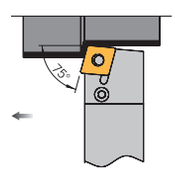

Stelo in acciaio _ *Stahlschaft* _ Steelshank

PCBNR/L	h1	h2	b (mm)	l1	l2	f		KG		STOCK	PRICELIST on getooling.com
PCBNR/L 2525 M12	25	25	25	150	27,7	22	**CN... 1204...**	0,740	--	○	

RICAMBI *Ersatzteile* **Spare parts**	Supporto *Unterlage* Support pad	Leva *Hebel* Lever	Vite di fissaggio *Klemmschraube* Clamping screw	Spina supporto *Rohrstift* Shim pin	Punzone *Montagedorn* Shim pin punch
PC... R/L... 12	UP 1111	HP 1111	SP 1111	RP 1111	MP 1111

● **Disponibile - *Lieferbar* - On stock** ○ A richiesta - *Auf Anfrage* - On request



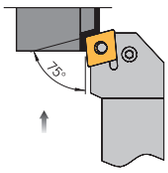

Stelo in acciaio _ *Stahlschaft* _ Steelshank

PCKNR/L

	h1	h2	b (mm)	l1 (mm)	l2 (mm)	f (mm)		KG		STOCK	PRICELIST on getooling.com
PCKNR/L 2020 K12	20	20	125	27,4	25	25	CN... 1204...	0,420	--	O	
PCKNR/L 2525 M12	25	25	150	28	25	32		0,740	--	O	

RICAMBI *Ersatzteile* Spare parts	Supporto *Unterlage* Support pad	Leva *Hebel* Lever	Vite di fissaggio *Klemmschraube* Clamping screw	Spina supporto *Rohrstift* Shim pin	Punzone *Montagedorn* Shim pin punch
PC... R/L... 12	UP 1111	HP 1111	SP 1111	RP 1111	MP 1111





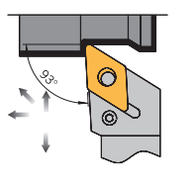

Stelo in acciaio _ *Stahlschaft* _ Steelshank

PDJNR/L

	h1	h2	b (mm)	l1 (mm)	l2 (mm)	f (mm)		KG		STOCK	PRICELIST on getooling.com
PDJNR/L 2020 K15	20	20	20	125	35,4	25,2	DN... 1506...	0,420	--	O	
PDJNR/L 2525 M15	25	25	25	150	35,4	32,2	DN... 1506...	0,740	--	O	
PDJNR/L 3232 P15	32	32	32	170	35,4	40,2	DN... 1506...	1,300	--	O	

RICAMBI *Ersatzteile* Spare parts	Supporto *Unterlage* Support pad	Leva *Hebel* Lever	Vite di fissaggio *Klemmschraube* Clamping screw	Spina supporto *Rohrstift* Shim pin	Punzone *Montagedorn* Shim pin punch
PD... R/L... 15	UP 2421	HP 2421	SP 1111	RP 1111	MP 1111

UTENSILI PER TORNITURA ESTERNA
WERKZEUGE FÜR DIE AUSSENBEARBEITUNG _ EXTERNAL TURNING TOOLS



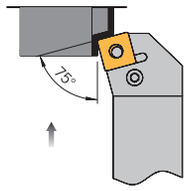

Stelo in acciaio _ *Stahlschaft* _ Steelshank

PSKNR/L	h1	h2	b (mm)	l1 (mm)	l2 (mm)	f (mm)		KG		STOCK	PRICELIST on getooling.com
PSKNR/L 2020 K12	20	20	20	125	20,7	25,3	SN... 1204...	0,420	--	O	
PSKNR/L 2525 M12	25	25	25	150	24	32,3		0,740	--	O	
PSKNR/L 2525 M15	25	25	25	150	24,8	32,3	SN... 1506...	0,740	--	O	
PSKNR/L 3232 P15	32	32	32	170	27,6	40,1		1,300	--	O	
PSKNR/L 3232 P19	32	32	32	170	37,4	40,3	SN... 1906...	1,300	--	O	

RICAMBI *Ersatzteile* Spare parts	Supporto *Unterlage* Support pad	Leva *Hebel* Lever	Vite di fissaggio *Klemmschraube* Clamping screw	Spina supporto *Rohrstift* Shim pin	Punzone *Montagedorn* Shim pin punch
PS... R/L... 12	UP 5112	HP 1111	SP 1111	RP 1111	MP 1111
PS... R/L... 15	UP 5421	HP 1221	SP 1221	RP 1221	MP 1221
PS... R/L... 19	UP 5321	HP 1321	SP 1321	RP 1321	MP 1321





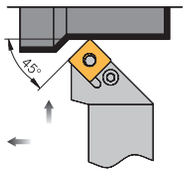

Stelo in acciaio _ *Stahlschaft* _ Steelshank

PSSNR/L	h1	h2	b (mm)	l1 (mm)	l2 (mm)	f (mm)		KG		STOCK	PRICELIST on getooling.com
PSSNR/L 2020 K12	20	20	20	125	29,4	25,3	SN... 1204...	0,420	--	O	
PSSNR/L 2525 M12	25	25	25	150	29,3	32,3		0,740	--	O	
PSSNR/L 2525 M15	25	25	25	150	32,5	32,3	SN... 1506...	0,740	--	O	
PSSNR/L 3232 P15	32	32	32	170	32,5	40,3		1,300	--	O	

RICAMBI *Ersatzteile* Spare parts	Supporto *Unterlage* Support pad	Leva *Hebel* Lever	Vite di fissaggio *Klemmschraube* Clamping screw	Spina supporto *Rohrstift* Shim pin	Punzone *Montagedorn* Shim pin punch
PS... R/L... 12	UP 5112	HP 1111	SP 1111	RP 1111	MP 1111
PS... R/L... 15	UP 5421	HP 1221	SP 1221	RP 1221	MP 1221

● **Disponibile - *Lieferbar* - On stock** ○ A richiesta - *Auf Anfrage* - On request

UTENSILI PER TORNITURA ESTERNA
WERKZEUGE FÜR DIE AUSSENBEARBEITUNG _ EXTERNAL TURNING TOOLS





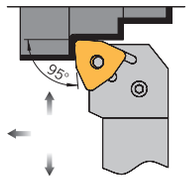

Stelo in acciaio _ *Stahlschaft* _ Steelshank

PWLNR/L	h1	h2	b (mm)	l1	l2	f		KG		STOCK	PRICELIST on getooling.com
PWLNR/L 1616 H06	16	16	16	100	20	23	WN... 0604...	0,220	--	O	
PWLNR/L 2020 K06	20	20	20	125	22	25		0,420	--	O	
PWLNR/L 2020 K08	20	20	20	125	22	25	WN... 0804...	0,420	--	O	
PWLNR/L 2525 M06	25	25	25	150	22,4	32	WN... 0604...	0,740	--	O	
PWLNR/L 2525 M08	25	25	25	150	22,4	32	WN... 0804...	0,740	--	O	
PWLNR/L 3232 P08	32	32	32	170	35	40		1,300	--	O	

RICAMBI *Ersatzteile* Spare parts	Supporto *Unterlage* Support pad	Leva *Hebel* Lever	Vite di fissaggio *Klemmschraube* Clamping screw	Spina supporto *Rohrstift* Shim pin	Punzone *Montagedorn* Shim pin punch
PW... R/L... 06	UP 71111	HP 4751	SP 3111	RP 3112	MP 3111
PW... R/L... 08	UP 71011	HP 1111	SP 1111	RP 1111	MP 1111



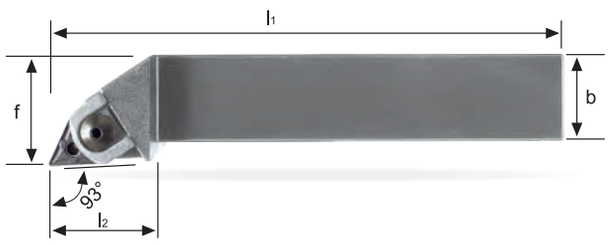

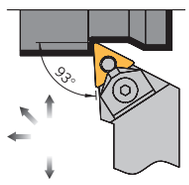

Stelo in acciaio _ *Stahlschaft* _ Steelshank

MTJNR/L	h1	h2	b (mm)	l1	l2	f		KG		STOCK	PRICELIST on getooling.com
MTJNR/L 2020 K16	20	20	20	125	35	25	TN...1604...	0,420	--	O	
MTJNR/L 2525 M16	25	25	25	150	32	32		0,740	--	O	

RICAMBI *Ersatzteile* Spare parts	Staffa *Klemme* Clamp	Perno *Keilstück* Wedge	Supporto *Unterlegplatte* Support pad	Grano *Gewindestift* Pin
MT... R/L... 16	GS1	P1	E1	G1

UTENSILI PER TAGLIO E SCANALATURA ESTERNA
AUSSENBEARBEITUNG RADIAL - STECHDREHEN _ EXTERNAL MACHINING GROOVING

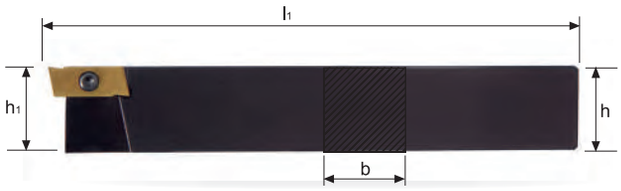

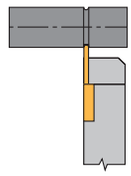

Stelo in acciaio _ *Stahlschaft* _ Steelshank

THE / THS	h1	h (mm)	b	l1				KG		STOCK	PRICELIST on getooling.com
THE-7-0808 R/L	08	08	08	100	GIE... GP-ST-SG-GR-GW	VT 30-G	BT08	0,040	--	O	
THE-7-1010 R/L	10	10	10	120				0,060	--	O	
THE-7-1212 R/L	12	12	12	120				0,090	--	O	
THE-7-1616 R/L	16	16	16	120				0,220	--	O	
THE-7-2020 R/L	20	20	20	120				0,420	--	O	
THE-7-2525 R/L	25	25	25	120				0,740	--	O	
Utensili per macchine svizzere _ Swiss machine tools											
THS-7-0808 R/L	08	08	08	140	GIE... GP-ST-SG-GR-GW	VT 30-G	BT08	0,040	--	O	
THS-7-1010 R/L	10	10	10	150				0,060	--	O	

UTENSILI PER SCANALATURA INTERNA
INNENBEARBEITUNG INNENSTECHDREHEN _ INTERNAL MACHINING INTERNAL GROOVING

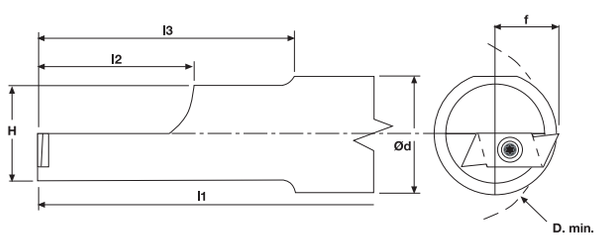

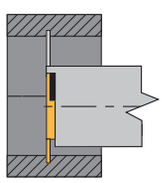

THI	ØD	Ød	f (mm)	H	l1	l2	l3				KG		STOCK	PRICELIST on getooling.com
THI-7-20 R/L	38,1	20	13,34	195	140	25	50	GIE... GP-ST-SG-GR-GW	VT 30-G	BT08	0,220	--	O	
THI-7-25 R/L	38,1	25	13,34	195	150	32	63				0,420	--	O	
THI-7-32 R/L	38,1	32	13,34	195	150	32	63				0,740	--	O	

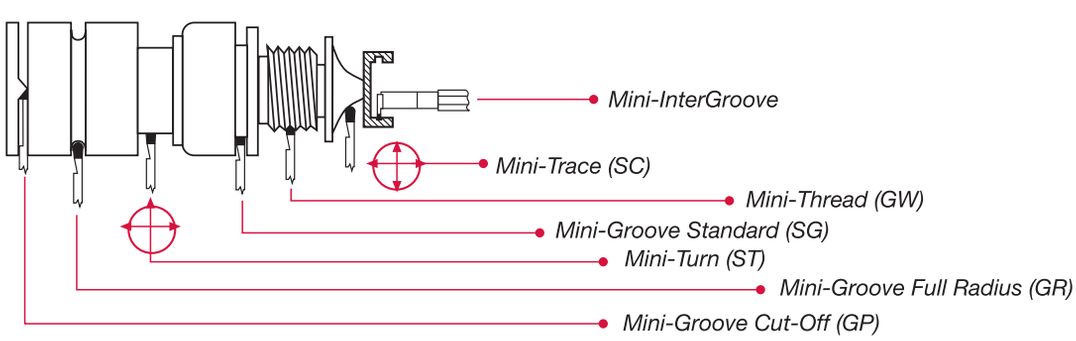

NOTE: - per utensili destri (R) inserto sinistro (L) - per utensili sinistri (L) inserto destro (R)
NOTE: - for rechte Werkzeuge (R) linke W.P. (L) - for linke Werkzeuge (L) rechte W.P. (R)
NOTE: - right hand holders (R) Left hand inserts (L) - Left hand holders (L) right hand inserts (R)

● **Disponibile - *Lieferbar* - On stock** ○ A richiesta - *Auf Anfrage* - On request

GIE

Inserti per scanalatura e taglio
Drehen und Stechen _ Grooving and Turning

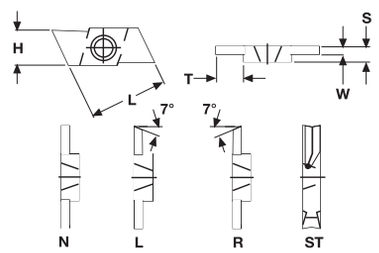

Art.	W +02 -0	T	H	S	L	TIN	PRICELIST on getooling.com
	(mm)						
GIE-7-GP-1,0 R/L N	1	6	7	2	17	O	
GIE-7-GP-1,0 R/L R/L	1	6	7	2	17	O	
GIE-7-GP-1,5 R/L N	1,5	6	7	2	17	O	
GIE-7-GP-1,5 R/L R/L	1,5	6	7	2	17	O	
GIE-7-GP-2 R/L N	2	6	7	2	17	O	
GIE-7-GP-2 R/L R/L	2	6	7	2	17	O	
GIE-7-ST-3,0 R/L	3,1	6	7	3,17	17	O	

Inserti per scanalatura per anelli
Stechen _ Grooving

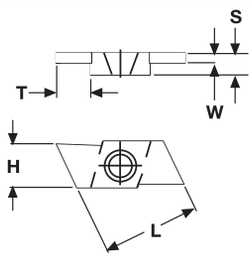

Art.	W +02 -0	T	H	S	L	TIN	PRICELIST on getooling.com
	(mm)						
GIE-7-SG-0,5 R/L	0,5	2,54	7	2	17	O	
GIE-7-SG-0,7 R/L	0,7	2,54	7	2	17	O	
GIE-7-SG-0,8 R/L	0,8	2,54	7	2	17	O	
GIE-7-SG-0,9 R/L	0,9	2,54	7	2	17	O	
GIE-7-SG-1,1 R/L	1,1	6	7	2	17	O	
GIE-7-SG-1,3 R/L	1,3	6	7	2	17	O	
GIE-7-SG-1,6 R/L	1,6	6	7	2	17	O	
GIE-7-SG-1,85 R/L	1,85	6	7	2	17	O	

Inserti per scanalatura raggiata e profilatura
Vollradiusaustohrung _ Full radius execution

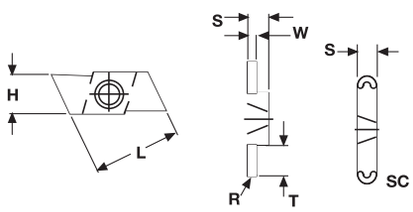

Art.	W +02 -0	B	T	H	S	L	TIN	PRICELIST on getooling.com
	(mm)							
GIE-7-GR-1 R/L	1	0,5	6	7	2	17	O	
GIE-7-GR-1,5 R/L	1,5	0,75	6	7	2	17	O	
GIE-7-GR-2 R/L	2	1	6	7	2	17	O	
GIE-7-SC-3 R/L	3,17	1,585	6	7	3,17	17	O	

Inserti per filettare
Gewindedrehen _ Threading

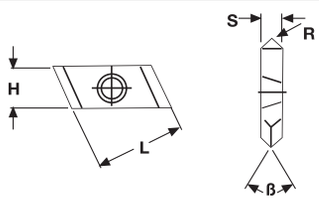

Art.	B	R	H	S	L	TIN	PRICELIST on getooling.com
	(mm)						
GIE-7-GW-60 R/L	60°	0,1	7	2	17	O	
GIE-7-GW-55 R/L	55°	0,12	7	2	17	O	

SET MINI GROOVE

Art. SET 05-GIE

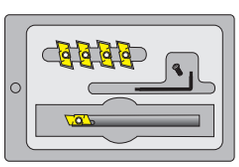

		KG	STOCK	PRICELIST on getooling.com
n° 1	THE-7-1212-R			
n° 1	GIE-7-SG-0,9 L TIN			
n° 1	GIE-7-SG-1,1 L TIN			
n° 1	GIE-7-SG-1,3 L TIN	0,170	O	
n° 1	GIE-7-SG-1,6 L TIN			
n° 1	GIE-7-SG-1,85 L TIN			

(*) **SG** = scanalatura standard *standard Stechen* standard grooving
GP = scanalatura e taglio *Drehen und Stechen* grooving and cutoff
GR = scanalatura raggiata *Vollradiusaustohrung* grooving full radius
GW = filettatura *Gewindedrehen* threading
ST = tornitura *Drehen* turning
SC = profilatura *Kopierprofil* tracing

● **Disponibile - *Lieferbar* - On stock** O A richiesta - *Auf Anfrage* - On request

ESEMPIO SET _ *SATZ BEISPIEL* _ SET EXAMPLE

SET A - SCLCR/L 06

N° 1 A 0608H SCLCR/L 06
N° 1 A 0810J SCLCR/L 06
N° 1 A 1012K SCLCR/L 06
N° 1 A 1216M SCLCR/L 06

SET A-SDUCR/L 07

N° 1 A 0810H SDUCR/L 07
N° 1 A 1012K SDUCR/L 07
N° 1 A 1216M SDUCR/L 07

SET A-SDQCR/L 07

N° 1 A 0810H SDQCR/L 07
N° 1 A 1012K SDQCR/L 07
N° 1 A 1216M SDQCR/L 07

SET A-SWUCR/L 02

N° 1 A 0508H SWUCR/L 02
N° 1 A 0608H SWUCR/L 02

SET AH - SCLCR/L 06

N° 1 AH 0608H SCLCR/L 06
N° 1 AH 0810J SCLCR/L 06
N° 1 AH 1012K SCLCR/L 06
N° 1 AH 1216M SCLCR/L 06

SET AH-SDUCR/L 07

N° 1 AH 0810H SDUCR/L 07
N° 1 AH 1012K SDUCR/L 07
N° 1 AH 1216M SDUCR/L 07

SET E SV.CR/L 05 + 20 WP 05

N° 1 E08F SVLCR/L 05
N° 1 E08F SVXCR/L 05
N° 1 E08F SVVCR/L 05
N° 1 E08F SV95CR/L 05
N° 10 VCGT 050102 FN-ALU K15
N° 10 VCGT 050102 EN-PM1 K400

SET E SV.CR/L 07 + 20 WP VC07

N° 1 E10H SVLCR/L 07
N° 1 E10H SVXCR/L 07
N° 1 E10H SVVCR/L 07
N° 1 E10H SV95CR/L 07
N° 10 VCGT 070202FN-ALU K15
N° 10 VCMT 070202EN-PM1 K400

SET E SCLCR/L 06

N° 1 E08K SCLCR/L 06
N° 1 E10K SCLCR/L 06
N° 1 E12M SCLCR/L 06

SET E SDUCR/L 07

N° 1 E10K SDUCR/L 07
N° 1 E12M SDUCR/L 07

SET E SCLCR/L 03

N° 1 E04G SCLCR/L 03
N° 1 E05H SCLCR/L 03
N° 1 E06J SCLCR/L 03

SET E-SWUCR/L 02

N° 1 E 0508H SWUCR/L 02
N° 1 E 0608H SWUCR/L 02

● **Disponibile - *Lieferbar* - On stock** ○ A richiesta - *Auf Anfrage* - On request

GROOVING

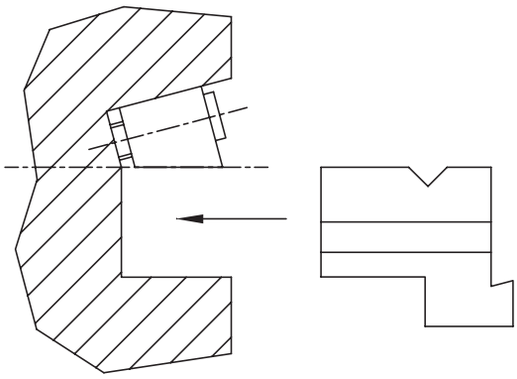

Base holder assembly instruction

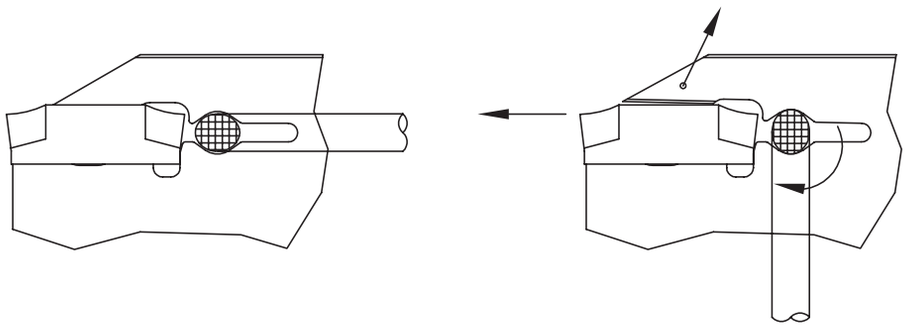

Instruction for changing the insert

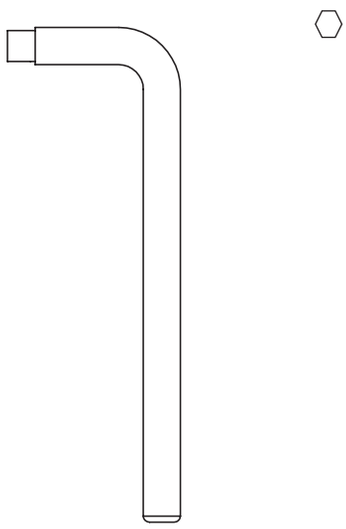

Assembly-key

● **Disponibile - *Lieferbar* - On stock** ○ A richiesta - *Auf Anfrage* - On request

BASE DI SUPPORTO _ *GRUNDHALTER* _ BASE HOLDER

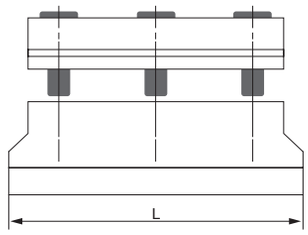

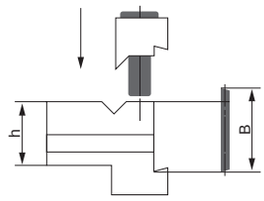

GETB	h	L (mm)	B	KG	STOCK	PRICELIST on getooling.com
GETB 1910	10	76	19	0,200	O	
GETB 1912	12	76	19	0,250	O	
GETB 1916	16	76	19	0,300	O	
GETB 2620	20	87	26	0,600	O	
GETB 2625	25	87	26	0,700	O	
GETB 3220	20	100	32	0,800	O	
GETB 3225	25	110	32	1,000	O	
GETB 3232	32	120	32	1,300	O	

BASE VDI CON LUBRIFICAZIONE _ *VDI GRUNDHALTER MIT IK* _ VDI TOOL HOLDER WITH IC

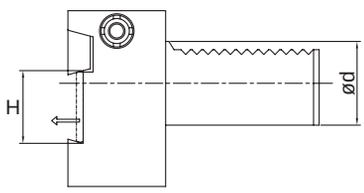

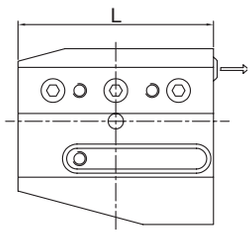

GEGB	Ø d	L (mm)	H	KG		STOCK	PRICELIST on getooling.com
GEGB VDI30/26 COOL	30	70	26	1,300	💧	O	
GEGB VDI30/32 COOL	30	70	32	1,300	💧	O	
GEGB VDI40/32 COOL	40	85	32	2,150	💧	O	

LAMA _ *STECHSCHWERTER* _ BLADE

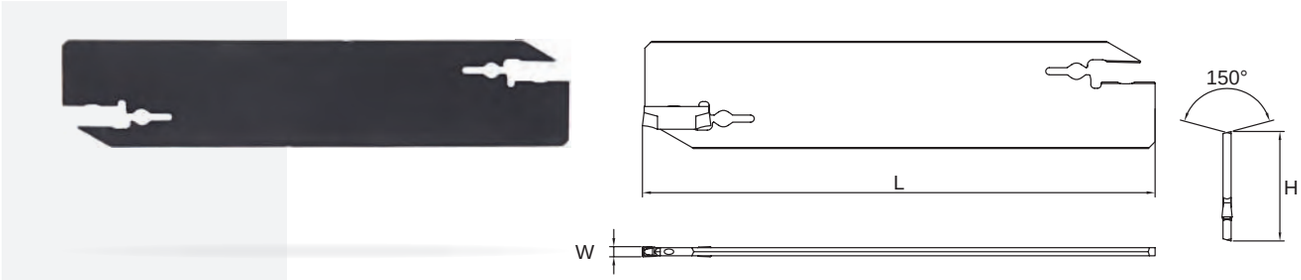

GECB

	W	H (mm)	L		KG	STOCK	PRICELIST on getooling.com
GECB 1920 S	2,0	19	86	GELCG..192002...	0,040	●	
GECB 2620 S	2,0	26	110		0,050	●	
GECB 2630 S	3,0	26	110	GELCG..193002...	0,060	●	
GECB 3230 S	3,0	32	150		0,090	●	
GECB 2640 S	4,0	26	110	GELCG..234002...	0,100	●	
GECB 3240 S	4,0	32	150		0,100	●	

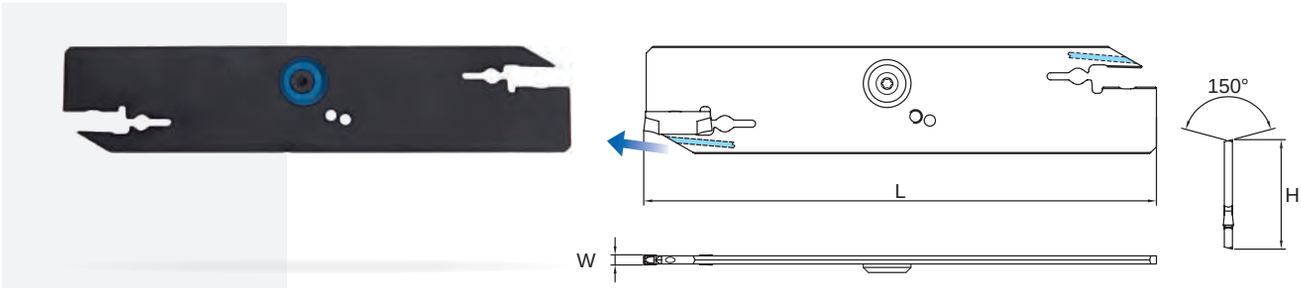

GECB COOL

	W	H (mm)	L					KG		STOCK	PRICELIST on getooling.com
GECB 2620 S COOL	2,0	26	110				GELCG..192002...	0,050	💧	●	
GECB 2630 S COOL	3,0	26	110				GELCG..193002...	0,060	💧	●	
GECB 3230 S COOL	3,0	32	150	**VT40SL**	**GESL**	**BT15**		0,090	💧	●	
GECB 2640 S COOL	4,0	26	110				GELCG..234002...	0,100	💧	●	
GECB 3240 S COOL	4,0	32	150					0,100	💧	●	

● **Disponibile - *Lieferbar* - On stock** ○ A richiesta - *Auf Anfrage* - On request

BASE SUPPORTO LAMA _ *GRUNDHALTER* _ TOOL HOLDER

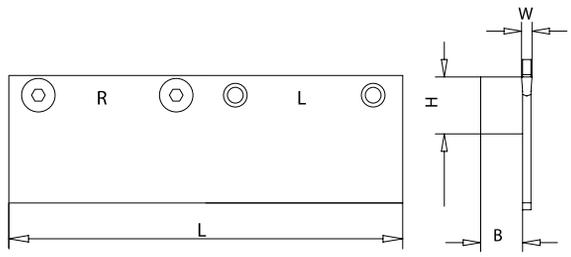

GEBHM	H	B	L	Scanalatura consigliata *Empfohlene Stechbreite*			KG	STOCK	PRICELIST on getooling.com
	(mm)								
GEBHM1010N	10	10	100	2			0,080	●	
GEBHM1212N	12	12	100	2			0,110	●	
GEBHM1616N	16	16	100	2 / 3	**VT50 BHM**	**3.00mm**	0,200	●	
GEBHM2020N	20	20	100	2 / 3 / 4			0,300	●	
GEBHM2525N	25	25	100	2 / 3 / 4			0,400	●	

LAMA _ *STECHSCHWERTER* _ BLADE

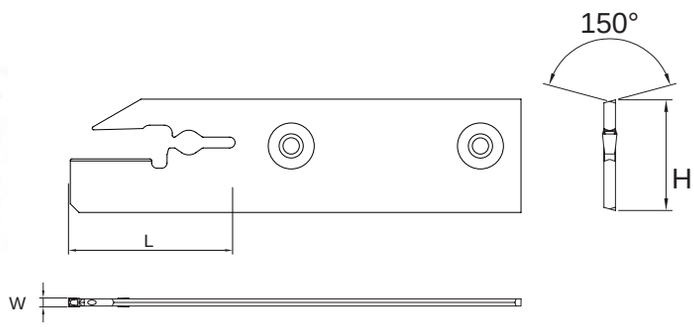

GECBM	W	L		KG	STOCK	PRICELIST on getooling.com
	(mm)					
GECBM2N	2,0	20	GELCG..192002...	0,030	●	
GECBM3N	3,0	25	GELCG..193002...	0,040	●	
GECBM4N	4,0	30	GELCG..234002...	0,050	●	

FRESE PER SCANALATURE E TAGLIO _ *SCHEIBENFRÄSER* _ GROOVING AND CUT OFF MILLS

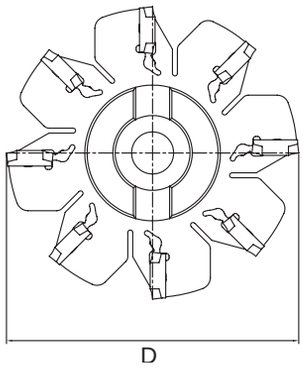

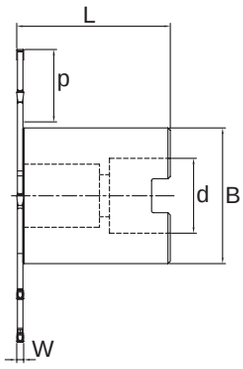

GEDM	Ø D	L	W	p	Ø B	d	Z		KG		STOCK	PRICELIST on getooling.com
			(mm)									
GEDM 08020 Z4 ST *	80	39,9	2,0	25	29	M16	4	**GELCG..192002**	0,250	--	●	
GEDM 10020 Z6 SA	100	51,9	2,0	28	40	22	6		0,700	--	●	
GEDM 12520 Z8 SA	125	51,9	2,0	36	48	27	8		1,250	--	●	
GEDM 16020 Z10 SA	160	64,9	2,0	39	80	40	10		2,500	--	●	
GEDM 08030 Z4 ST *	80	40,7	3,0	25	29	M16	4	**GELCG..193002**	0,250	--	●	
GEDM 10030 Z6 SA	100	52,7	3,0	28	40	22	6		0,700	--	●	
GEDM 12530 Z8 SA	125	52,7	3,0	36	48	27	8		1,300	--	●	
GEDM 16030 Z10 SA	160	65,7	3,0	39	80	40	10		2,550	--	●	
GEDM 12540 Z6 SA	125	53,5	4,0	37,5	48	27	6	**GELCG..234002**	1,350	--	●	
GEDM 16040 Z8 SA	160	66,5	4,0	39	80	40	8		2,650	--	●	

*** Gambo filettato _** *Schaftausführung Gewinde* **_ Threaded shank**

INSERTI _ *WECHSELPLATTEN* _ INSERTS

Inserto unico per tutto il programma _ ***Ein Wendeplatte fuer gesamtes Programm*** _ One insert for whole programme

CODICE ORDINE Bestell-Nr. Order No.	FIGURA Form Figure	(mm) W	r	TAGLIENTI *Schneide* Cutting edge	DENOMINAZIONE Bezeichnung Designation	NON RIVESTITI Unbeschichte Uncoated K15	P25	P40	RIVESTITI Beschichtet Coated P200	P300	K300	K400	TIN PVD	TIALN PVD	CERMET X99	X55
GELCGS		2,0	0,2	1	GELCGS 192002	●				●	●					
		3,0	0,2	1	GELCGS 193002	●				●	●					
		4,0	0,2	1	GELCGS 234002	●				●	●					
GELCGD		2,0	0,2	2	GELCGD 192002	●				●	●					
		3,0	0,2	2	GELCGD 193002	●				●	●					
		4,0	0,2	2	GELCGD 234002	●				●	●					

GE KEY

Chiave _ Schlüssel _ Spanner

PRICELIST on getooling.com

GE KEY

Chiave non inclusa. Da ordinare separatamente.
Schlüssel nicht eingeschlossen. Separat bestellen.
Key not included. To be ordered separately.

● **Disponibile - *Lieferbar* - On stock** ○ A richiesta - *Auf Anfrage* - On request

GE DRILLS



PUNTE AD INSERTI MULTIFUNZIONE
MULTIFUNKTION WENDEPLATTENVOLLBOHRER _ MULTI-FUNCTION INDEXABLE INSERT DRILLING TOOL

Technische Hinweise _ Technical hints

Nebenschneide einsetzbar
Secondary cutting edge can be used

Weitere Konstruktionsmerkmale und Vorteile
Additional features and application possibilities

Bohren ins Volle außer der Mitte, positiver Versatz
Drilling off center, positive offset

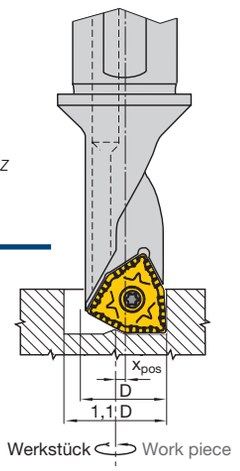

X_{pos}: *Versatz aus der Mitte positiv*
Offset, positive

D: *Nenndurchmesser Werkzeug*
Nominal tool diameter

Acciaio ***Stahl*** **Steel**

$$X_{pos} = \frac{(1{,}1 \times D) - D}{2}$$

Alluminio ***Aluminium*** **Aluminium**

$$X_{pos} = \frac{(1{,}5 \times D) - D}{2}$$

Werkzeug **Tool** 2,25D/1,50D	D	***Acciaio Stahl* Steel**		***Alluminio Aluminium* Aluminium**	
		D_{max}	x_{pos}	D_{max}	x_{pos}
PTR/L 08 -x,xxD- 04	08H13	8,8	0,40	12,0	2,00
PTR/L 10 -x,xxD- 05	10H13	11,0	0,50	15,0	2,50
PTR/L 11 -x,xxD- 06	11H13	12,1	0,55	16,5	2,75
PTR/L 15 -x,xxD- 07	15H13	16,5	0,75	22,5	3,75
PTR/L 18 -x,xxD- 09	18H13	19,8	0,90	27,0	4,50
PTR/L 20 -x,xxD- 10	20H13	22,0	1,00	30,0	5,00
PTR/L 26 -x,xxD- 13	26H13	28,6	1,30	39,0	6,50

Bohren ins Volle außer der Mitte, negativer Versatz
Drilling off center, negative offset

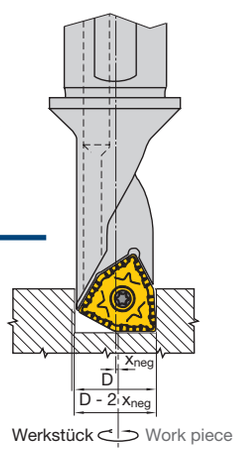

X_{pos}: *Versatz aus der Mitte positiv*
Offset, negative

D: *Nenndurchmesser Werkzeug*
Nominal tool diameter

$$X_{neg} = \frac{D_{min} - D}{2}$$

Werkzeug **Tool** 2,25D/1,50D	D	D_{min}	x_{neg}
PTR/L 08 -x,xxD- 04	08H13	7,8	0,10
PTR/L 10 -x,xxD- 05	10H13	9,8	0,10
PTR/L 11 -x,xxD- 06	11H13	10,8	0,10
PTR/L 15 -x,xxD- 07	15H13	14,7	0,15
PTR/L 18 -x,xxD- 09	18H13	17,7	0,15
PTR/L 20 -x,xxD- 10	20H13	19,7	0,15
PTR/L 26 -x,xxD- 13	26H13	25,7	0,15

Anfasen innen
Internal chamfering

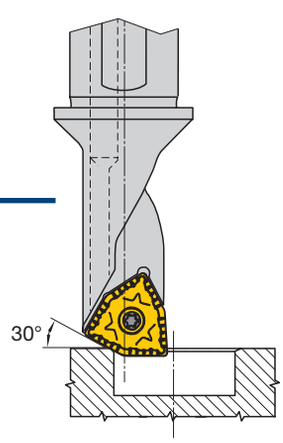

Anfasen außen
External chamfering

● **Disponibile - *Lieferbar* - On stock** ○ A richiesta - *Auf Anfrage* - On request

PUNTE AD INSERTI MULTIFUNZIONE
MULTIFUNKTION WENDEPLATTENVOLLBOHRER _ MULTI-FUNCTION INDEXABLE INSERT DRILLING TOOL



Fig. 1

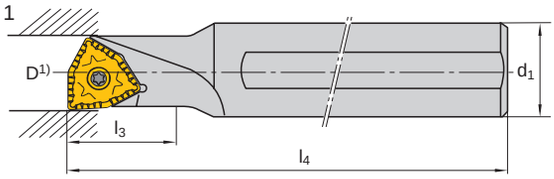

Fig. 2

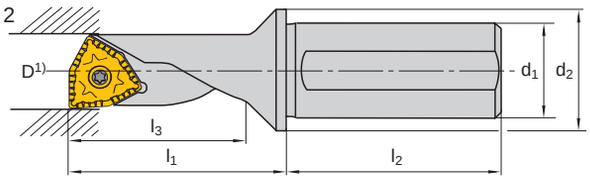

PTR/L	Fig	D[1)]	d1	d2 (mm)	l1 (mm)	l2 (mm)	l3 (mm)	l4 (mm)		KG		STOCK	PRICELIST on getooling.com
PTR/L 08 - 1,50D-04	1	8	12	–	–	–	12,0	80	WCHX 04...	0,030	💧	●	
PTR/L 08 - 2,25D-04	2	8	10	12	22,5	38	18,0	–		0,050	💧	●	
PTR/L 10 - 1,50D-05	1	10	12	–	–	–	15,0	90	WCHX 05...	0,040	💧	●	
PTR/L 10 - 2,25D-05	2	10	12	16	28	42	22,5	–		0,060	💧	●	
PTR/L 11 - 1,50D-06	1	11	16	–	–	–	16,5	100	WCHX 06...	0,080	💧	●	
PTR/L 11 - 2,25D-06	2	11	16	20	32	45	24,75	–		0,130	💧	●	
PTR/L 15 - 1,50D-07	1	15	20	–	–	–	22,5	125	WCHX 07...	0,150	💧	●	
PTR/L 15 - 2,25D-07	2	15	20	25	43	50	33,75	–		0,240	💧	●	
PTR/L 18 - 1,50D-09	1	18	25	–	–	–	27,0	135	WCHX 09...	0,280	💧	●	
PTR/L 18 - 2,25D-09	2	18	25	32	53	56	40,5	–		0,400	💧	●	
PTR/L 20 - 1,50D-10	1	20	25	–	–	–	30,0	150	WCHX 10...	0,290	💧	●	
PTR/L 20 - 2,25D-10	2	20	25	32	56	56	45,0	–		0,460	💧	●	
PTR/L 26 - 1,50D-13	1	26	32	–	–	–	39,0	180	WCHX 13...	0,570	💧	●	
PTR/L 26 - 2,25D-13	2	26	32	40	73	60	58,5	–		0,910	💧	●	

RICAMBI _ Ersatzteile _ Spare parts

PTR/L			Torx *Torx* Torx	Momento torsione Anzugsmoment Torque [Ncm]
PTR/L 08	A02-20033	V04-T0600	06	62
PTR/L 10	A13-25042	V04-T0800	08	128
PTR/L 11	A13-25050	V04-T0800	08	128
PTR/L 15	A13-30073	V04-T0800	08	180
PTR/L 18	A02-35082	V04-T1500	15	345
PTR/L 20	A06-50088	V04-T2000	20	1020
PTR/L 26	A02-60120	V04-T2500	25	1750

INSERTI _ Wendeplatten _ Inserts

P300	K400	K15
		

● **Disponibile - *Lieferbar* - On stock** ○ A richiesta - *Auf Anfrage* - On request

PUNTE AD INSERTI _ *WENDEPLATTENVOLLBOHRER* _ INDEXABLE INSERT DRILLING-TOOLS



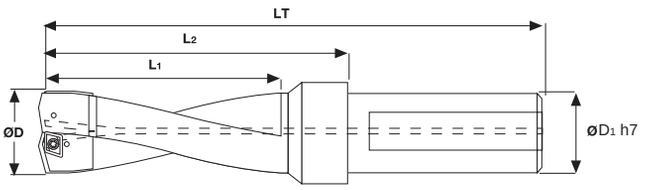

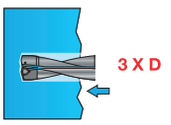

TDXP - 3 X D	Ød	ØD1	LT (mm)	L1	L2				KG		STOCK	PRICELIST on getooling.com
TDXP 140-30 R	14	20	104	43	60	XPMT 042004...	BFTX 01604N	BT06	0,380		●	
TDXP 150-30 R	15	20	107	46	63				0,380		●	
TDXP 160-30 R	16	20	110	49	66	XPMT 052804...	BFTX 0204N		0,380		●	
TDXP 170-30 R	17	20	113	52	69				0,380		●	
TDXP 180-30 R	18	20	116	55	72				0,380		●	
TDXP 190-30 R	19	25	134	58	78	XPMT 063306...	BFTX 02206N	BT07	0,380		●	
TDXP 200-30 R	20	25	137	61	81				0,390		●	
TDXP 210-30 R	21	25	140	64	84				0,410		●	
TDXP 220-30 R	22	25	143	67	87				0,410		●	
TDXP 230-30 R	23	25	146	70	90	XPMT 074006...	BFTX 02506N	BT08	0,420		●	
TDXP 240-30 R	24	25	149	73	93				0,420		●	
TDXP 250-30 R	25	25	152	76	96				0,460		●	
TDXP 260-30 R	26	25	155	79	99				0,480		●	
TDXP 270-30 R	27	25	158	82	102				0,500		●	
TDXP 280-30 R	28	25	161	85	105				0,530		●	
TDXP 290-30 R	29	32	170	88	110	XPMT 094508...	BFTX 03584	BT15	0,550		●	
TDXP 300-30 R	30	32	173	91	113				0,850		●	
TDXP 310-30 R	31	32	176	94	116				0,870		●	
TDXP 320-30 R	32	32	179	97	119				0,880		●	
TDXP 330-30 R	33	32	182	100	122				0,910		●	
3 X D TDXP 340-30 R	34	32	185	103	125				0,950		●	
TDXP 350-30 R	35	32	188	106	128				0,980		●	
TDXP 360-30 R	36	32	191	109	131				1,020		●	
TDXP 370-30 R	37	32	194	112	134	XPMT 125812...	BFTX 0511N	BT20	1,060		●	
TDXP 380-30 R	38	32	197	115	137				1,090		●	
TDXP 390-30 R	39	32	200	118	140				1,130		●	
TDXP 400-30 R	40	32	203	121	143				1,180		●	
TDXP 410-30 R	41	32	206	124	146				1,230		●	
TDXP 420-30 R	42	40	220	127	150				1,270		●	
TDXP 430-30 R	43	40	223	130	153				1,310		●	
TDXP 440-30 R	44	40	226	133	156				1,350		●	
TDXP 450-30 R	45	40	229	136	159				1,910		●	
TDXP 460-30 R	46	40	240	139	170	XPMT 156812...	BFTX 0615N	BT25	1,930		●	
TDXP 470-30 R	47	40	243	141	173				2,020		●	
TDXP 480-30 R	48	40	246	144	176				2,090		●	
TDXP 490-30 R	49	40	249	147	179				2,120		●	
TDXP 500-30 R	50	40	252	150	182				2,220		●	
TDXP 510-30 R	51	40	255	153	185				2,270		●	
TDXP 520-30 R	52	40	258	156	188				2,320		●	
TDXP 530-30 R	53	40	261	159	191				2,520		●	
TDXP 540-30 R	54	40	264	162	194				2,570		●	
TDXP 550-30 R	55	40	267	165	197				2,820		●	

● **Disponibile - *Lieferbar* - On stock** ○ A richiesta - *Auf Anfrage* - On request



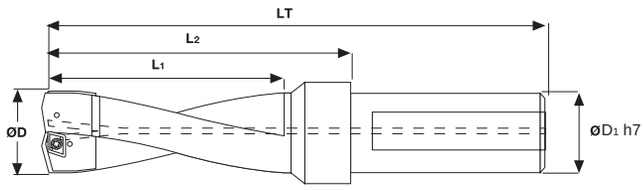

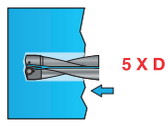

	TDXP - 5 X D	Ød	ØD1	LT (mm)	L1	L2				KG		STOCK	PRICELIST on getooling.com
5 X D	TDXP 140-50 R	14	20	132	71	88	XPMT 042004...	BFTX 01604N	BT06	0,420		●	
	TDXP 150-50 R	15	20	137	76	93				0,420		●	
	TDXP 160-50 R	16	20	142	81	98	XPMT 052804...	BFTX 0204N		0,420		●	
	TDXP 170-50 R	17	20	147	86	103				0,420		●	
	TDXP 180-50 R	18	20	152	91	108				0,420		●	
	TDXP 190-50 R	19	25	172	96	116	XPMT 063306...	BFTX 02206N	BT07	0,420		●	
	TDXP 200-50 R	20	25	177	101	121				0,500		●	
	TDXP 210-50 R	21	25	182	106	126				0,550		●	
	TDXP 220-50 R	22	25	187	111	131				0,550		●	
	TDXP 230-50 R	23	25	192	116	136	XPMT 074006...	BFTX 02506N	BT08	0,570		●	
	TDXP 240-50 R	24	25	197	121	141				0,570		●	
	TDXP 250-50 R	25	25	202	126	146				0,590		●	
	TDXP 260-50 R	26	25	207	131	151				0,600		●	
	TDXP 270-50 R	27	25	212	136	156				0,620		●	
	TDXP 280-50 R	28	25	217	141	161				0,650		●	
	TDXP 290-50 R	29	32	228	146	168	XPMT 094508...	BFTX 03584	BT15	0,670		●	
	TDXP 300-50 R	30	32	233	151	173				0,950		●	
	TDXP 310-50 R	31	32	238	156	178				0,970		●	
	TDXP 320-50 R	32	32	243	161	183				0,990		●	
	TDXP 330-50 R	33	32	248	166	188				1,000		●	
	TDXP 340-50 R	34	32	253	171	193				1,050		●	
	TDXP 350-50 R	35	32	258	176	198				1,100		●	
	TDXP 360-50 R	36	32	263	181	203				1,300		●	
	TDXP 370-50 R	37	32	268	186	208	XPMT 125812...	BFTX 0511N	BT20	1,300		●	
	TDXP 380-50 R	38	32	273	191	213				1,400		●	
	TDXP 390-50 R	39	32	278	196	218				1,400		●	
	TDXP 400-50 R	40	32	283	201	223				1,500		●	
	TDXP 410-50 R	41	32	288	206	228				1,600		●	
	TDXP 420-50 R	42	40	304	211	234				1,600		●	
	TDXP 430-50 R	43	40	309	216	239				1,600		●	
	TDXP 440-50 R	44	40	314	221	244				1,700		●	
	TDXP 450-50 R	45	40	319	226	249				2,400		●	
	TDXP 460-50 R	46	40	332	231	262	XPMT 156812...	BFTX 0615N	BT25	2,400		●	
	TDXP 470-50 R	47	40	337	235	267				2,500		●	
	TDXP 480-50 R	48	40	342	240	272				2,600		●	
	TDXP 490-50 R	49	40	347	247	277				2,600		●	
	TDXP 500-50 R	50	40	352	250	282				2,800		●	
	TDXP 510-50 R	51	40	357	255	287				2,800		●	
	TDXP 520-50 R	52	40	362	260	292				2,900		●	
	TDXP 530-50 R	53	40	367	265	297				3,100		●	
	TDXP 540-50 R	54	40	372	270	302				3,200		●	
	TDXP 550-50 R	55	40	377	275	307				3,500		●	

● **Disponibile - *Lieferbar* - On stock** ○ A richiesta - *Auf Anfrage* - On request

NICECUT

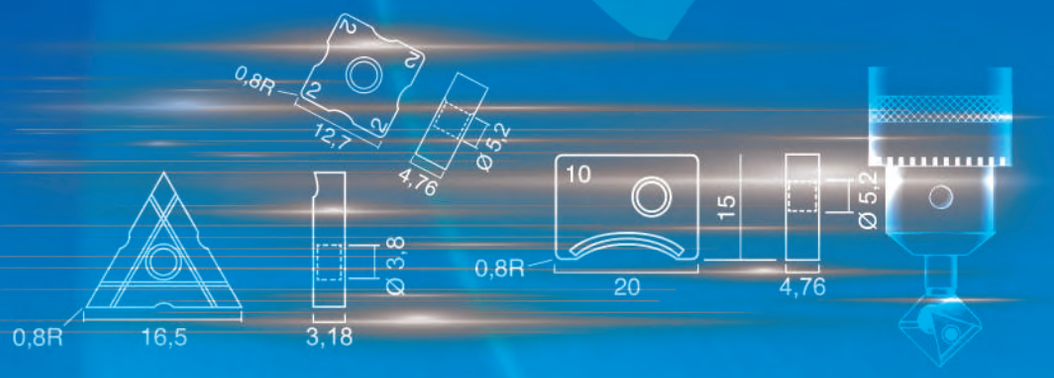

● **Disponibile - *Lieferbar* - On stock** ○ A richiesta - *Auf Anfrage* - On request

SVASATORI AD INSERTO INTERCAMBIABILE
FASFRÄSER FÜR ABSCHRÄGUNG _ MILLING CUTTERS FOR CHAMFERING FLARIN

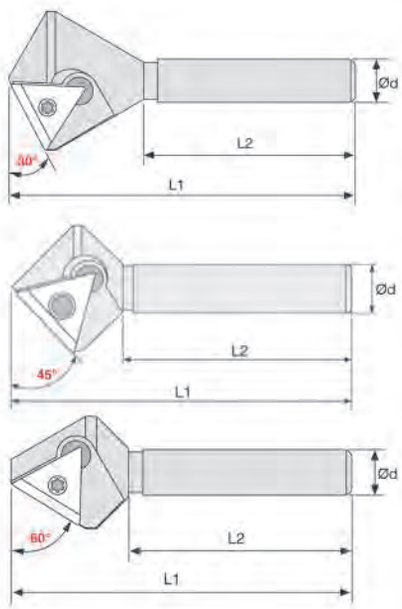

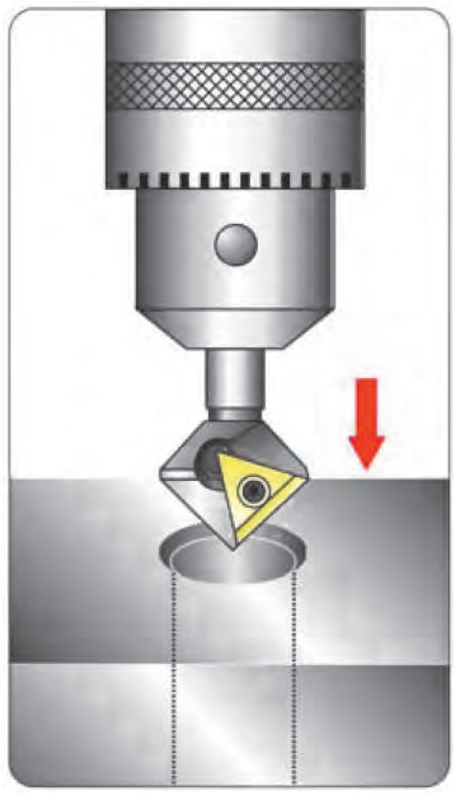

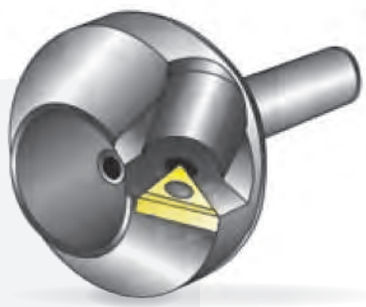

MENTRUBE	Angolo Winwel Angle	MIN Ø	MAX Ø	L1	L2	Ød				KG	STOCK	PRICELIST on getooling.com
		⟷ (mm)										
BM3029T	30°	6	29	74	45	10	TM32 GUR... TM32 GSR...	M -1	MA - 1	0,110	O	
BM4524T	45°	5	24	67	45	10				0,070	O	
BM4538T	45°	19	38	75	50	12				0,230	O	
BM4552T	45°	33	52	80	55	13				0,410	O	
BM4566T	45°	47	66	80	55	13				0,660	O	
BM6021T	60°	7	21	69	45	10				0,070	O	

	FIG.	NR. TAGLIENTI SCHNITTKANTEN NO. OF CORNERS
TM32 GUR HSS...	1	2
TM32 GSR HSS...	2	6

VELOCITÀ CONSIGLIATE_SCHNITTDATEN RECOMMENDED SPEED

	MIN Ø	MAX Ø	RPM
BM3029T	6	29	500-350
BM4524T	5	24	500-350
BM4538T	19	38	350-200
BM4552T	33	52	200-150
BM4566T	47	68	150-100
BM6021T	7	21	500-350

FRESE PER SMUSSI, SCANALATURE A V E CENTRARE
ZENTRIER-, SENK-, UND ANFASWERKZEUG _ CENTER DRILLING, CHAMFERING AND V-GROOVING

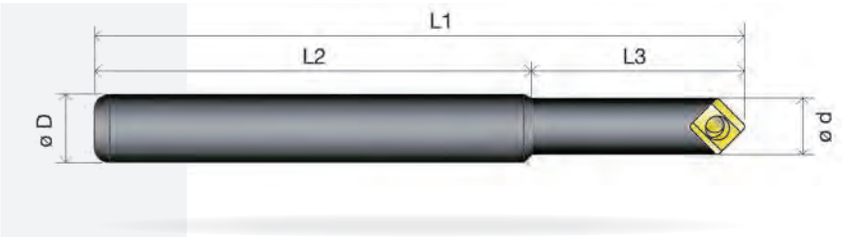

(mm)

MOMIMEN	Angolo Winwel Angle	L1	L2	L3	Ø D	Ø d	MIN Ø	MAX Ø				KG	STOCK	PRICELIST on getooling.com
SCM1045C	90°	105	72	33	10	8	0,6	8	C22 GUX...	L-13	N-5	0,070	O	
SCM1045CL	90°	165	132	33	10	8	0,6	8				0,120	O	
SC1245C	90°	110	82	28	12	13	0,6	13				0,110	O	
SC1645C	90°	110	82	28	16	13	0,6	13	C32 GUX...	L-6	K-3	0,180	O	
SC1630C	118°	110	82	28	16	16	0,6	16				0,130	O	
SC1660DS	60°	150	95	55	16	12	0,6	12	DCET 11X304...	L-15	N-6	0,170	O	

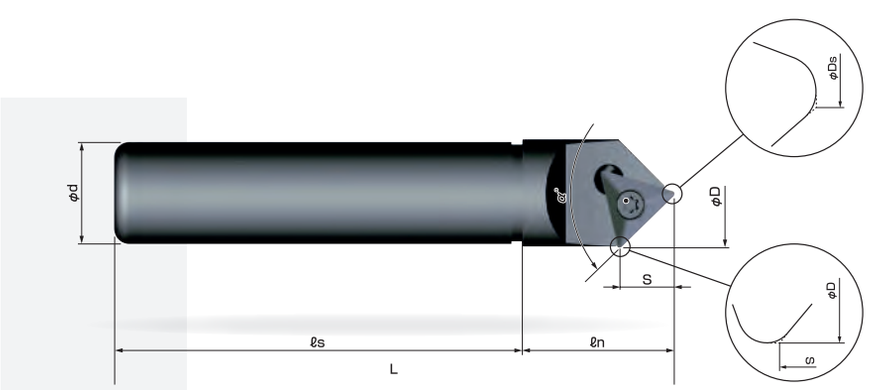

(mm)

MOMIMEN	Ø D	Ø Ds	Ø d	L	ls	ln	S	α°				KG	STOCK	PRICELIST on getooling.com
EMS1045T	10,3	0,88	10	95	80	15	4,7	90°	TXMT 080206...	L-18	N-4	0,100	O	
EMM1245T	14,2	0,88	12	100	80	20	6,7	90°	TXMT 110306...	L-13	N-5	0,120	O	
EML2045T	22	0,88	20	110	80	30	10,5	90°	TXMT 16T306...	L-15	N-7	0,200	O	
EMD3245T	37,1	1,2	32	150	110	40	18	90°	TXMT 270506...	L-16	BT20	0,250	O	

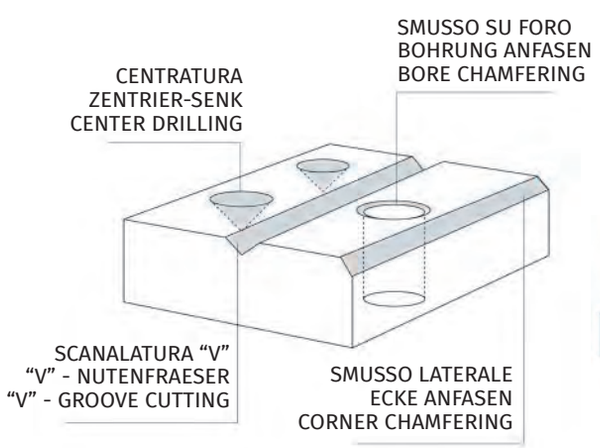

● **Disponibile - *Lieferbar* - On stock** ○ A richiesta - *Auf Anfrage* - On request

FRESE AD INSERTI PER RAGGI CONVESSI
RADIEN ANFRÄSER MIT WENDEPLATTEN _ CINDEXABLE ROUND CHAMFERING MILLING-CUTTERS

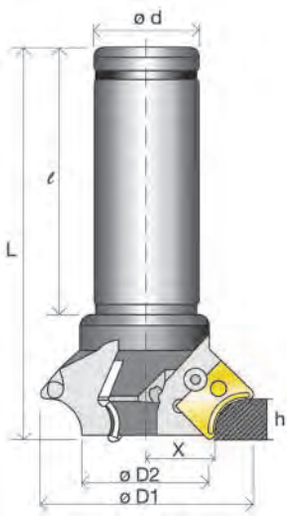

RICAMBI - *ERSATZTEILE* - SPARE PARTS

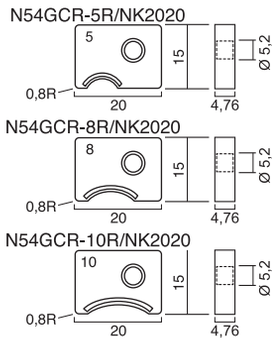

R-NUBOR	Z	ø D1	ø D2	ø d	L	l	KG	STOCK	PRICELIST on getooling.com
		(mm)							
NK32-70R	3	70	42	32	130	90	1,000	O	
NK32-70RL200	3	70	42	32	200	150	1,000	O	
NK25-10R	1	35	8,9	25	120	80	0,600	O	

	Z	R	X	h
N54GCR-5R	**NK2020**	5	22,78	6,79
N54GCR-8R	**NK2020**	8	22,8	9,63
N54GCR-10R	**NK2020**	10	22,7	11,76
N54GCR-6R	**NK2020**	6	22,8	6,8
N54GCR-7R	**NK2020**	7	22,8	9,7
N54GCR-9R	**NK2020**	9	22,7	11,5

PARAMETRI DI LAVORO - CUTTNG DATAS

MATERIAL	RPM	FEED
STEEL	1200 ~ 2000	200 ~ 400 mm/1'
CAST IRON	900 ~ 1200	150 ~ 300 mm/1'
ALU	1500 ~ 3000	300 ~ 500 mm/1'

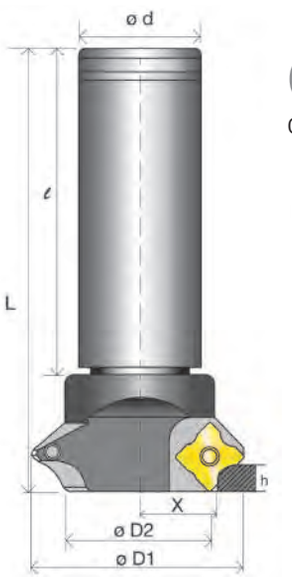

RICAMBI - *ERSATZTEILE* - SPARE PARTS

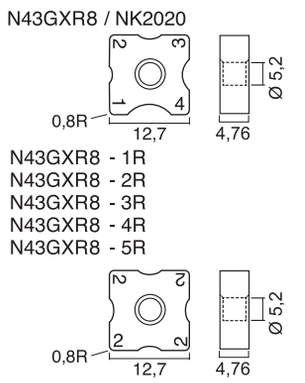

R-NUBOR	Z	ø D1	ø D2	ø d	L	l	KG	STOCK	PRICELIST on getooling.com
		(mm)							
NK25-05R	1	26	-	25	130	90	0,420	O	
NK20-40R-2	2	56	39,3	20	115	85	0,480	O	
NK32-40R-3	3	56	39,3	32	115	85	1,000	O	

	Z	R	X	h
N43GXR8-1R	**NK2020**	1	23,27	4,66
N43GXR8-2R	**NK2020**	2	22,77	5,07
N43GXR8-3R	**NK2020**	3	22,27	5,58
N43GXR8-4R	**NK2020**	4	21,81	6,08
N43GXR8-5R	**NK2020**	5	21,2	6,5
N43GXR8	**NK2020**	1-2-3-4	21,81	6,08

PARAMETRI DI LAVORO - CUTTNG DATAS

MATERIAL	RPM	FEED
STEEL	1500 ~ 2500	300 ~ 500 mm/1'
CAST IRON	1100 ~ 1500	150 ~ 300 mm/1'
ALU	1700 ~ 3500	300 ~ 500 mm/1'



RICAMBI - *ERSATZTEILE* - SPARE PARTS

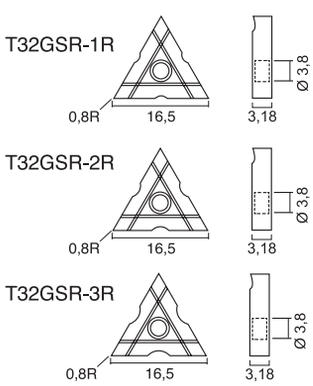

R-NUBOR	Z	ø D1	ø D2	ø d	L	l	KG	STOCK	PRICELIST on getooling.com
		(mm)							
CR25-05T	1	25	-	25	150	100	0,530	O	

	Z	R	X	h
T32GSR-1R	**NK2020**	1	6,52	6,02
T32GSR-2R	**NK2020**	2	6,05	6,53
T32GSR-3R	**NK2020**	3	5,61	7,01

PARAMETRI DI LAVORO - CUTTNG DATAS

MATERIAL	RPM	FEED
STEEL	2500 ~ 400	200 ~ 400 mm/1'
CAST IRON	1800 ~ 3000	150 ~ 300 mm/1'
ALU	3000 ~ 5000	300 ~ 600 mm/1'

UTENSILI AD INSERTI PER RAGGI CONVESSI
RADIEN WERKZEUG MIT WENDEPLATTEN _ INDEXABLE ROUND CORNER CHAMFERING TOOL



R-BIT 20XR

(mm)

	D1	D2	L1	Z				KG	STOCK	PRICELIST on getooling.com
R-BIT 20XR	19	20	126	1	**N43GXR**	**L-12**	**K-4**	--	○	

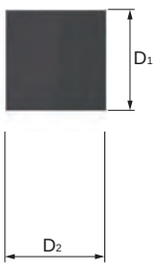

10R-BIT 25CR

(mm)

	D1	D2	L1	L2	Z					KG	STOCK	PRICELIST on getooling.com
10R-BIT 25CR	25	25	150	30	1	**N54GCR**	**CL-1S**	**L-12**	**K-3 K-4**	--	○	

● **Disponibile - *Lieferbar* - On stock** ○ A richiesta - *Auf Anfrage* - On request

YES DRILLS



● **Disponibile - *Lieferbar* - On stock** ○ A richiesta - *Auf Anfrage* - On request

KRUZ-FSL, YTDI-FSL Flange body & Carbide insert

YTDI-FSL body

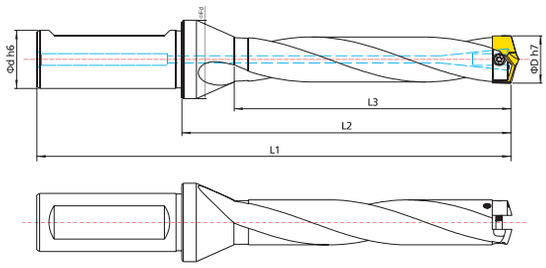

KRUZ-FSL body

***HB* shank**

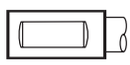

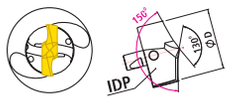

IDP Affilature \ ricoperture specifiche +30% _ *IDP Besondere Schliffungen \ Beschichtungen +30%*_ IDP Specific grindings \ coatings +30%

KRUZ-FSL/YTDI-FSL Please make required cutting depth in the ☐ like T, P, H, L

Hole size range	Body Code No.	Shank Size (Ød)	Cutting depth (Length x 40)	L1	L2	L3	Flanged dia. (ØFd)	YTDI STOCK	YTDI Pricelist on request	KRUZ STOCK	KRUZ Pricelist on request	IDP	Cap Screw	Torx driver	Set Screw	L-wrench
ø 8.0 ~ø 8.4	**YTDI 080 ☐ FSL** KRUZ 080 ☐ FSL	10,0 (HA)	T (3xD)	87	42	32	18	●		○		● IDP 080	CS 080-085 SL	T6 Torque 0,6Nm (Max)	-	-
			P (5xD)	103	58	48		●		○		● IDP 081				
			H (7xD)	119	74	64		●		○		● IDP 082				
												● IDP 083				
												● IDP 084				
ø 8.5 ~ø 8.9	**YTDI 085 ☐ FSL** KRUZ 085 ☐ FSL	10,0 (HA)	T (3xD)	89	44	34	18	●		○		● IDP 085	CS 080-085 SL	T6 Torque 0,6Nm (Max)	-	-
			P (5xD)	106	61	51		●		○		● IDP 086				
			H (7xD)	123	78	68		●		○		● IDP 087				
												● IDP 088				
												● IDP 089				
ø 9.0 ~ø 9.4	**YTDI 090 ☐ FSL** KRUZ 090 ☐ FSL	10,0 (HA)	T (3xD)	92	47	36	18	●		○		● IDP 090	CS 090-095 SL	T6 Torque 0,6Nm (Max)	-	-
			P (5xD)	110	65	54		●		○		● IDP 091				
			H (7xD)	128	83	72		●		○		● IDP 092				
												● IDP 093				
												● IDP 094				
ø 9.5 ~ø 9.9	**YTDI 095 ☐ FSL** KRUZ 095 ☐ FSL	12.0 (HA)	T (3xD)	97	49	38	18	●		○		● IDP 095	CS 090-095 SL	T6 Torque 0,6Nm (Max)	-	-
			P (5xD)	116	68	57		●		○		● IDP 096				
			H (7xD)	135	87	76		●		○		● IDP 097				
												● IDP 098				
												● IDP 099				
ø 10.0 ~ø 10.4	**YTDI 100 ☐ FSL** KRUZ 100 ☐ FSL	12.0 (HA)	T (3xD)	99	51	40	18	●		○		● IDP 100	CS 100-115 SL	T6 Torque 0,6Nm (Max)	-	-
			P (5xD)	119	71	60		●		○		● IDP 101				
			H (7xD)	139	91	80		●		○		● IDP 102				
												● IDP 103				
												● IDP 104				
ø 10.5 ~ø 10.9	**YTDI 105 ☐ FSL** KRUZ 105 ☐ FSL	12.0 (HA)	T (3xD)	102	54	42	18	●		○		● IDP 105	CS 100-115 SL	T6 Torque 0,6Nm (Max)	-	-
			P (5xD)	123	75	63		●		○		● IDP 106				
			H (7xD)	144	96	84		●		○		● IDP 107				
												● IDP 108				
												● IDP 109				
ø 11.0 ~ø 11.4	**YTDI 110 ☐ FSL** KRUZ 110 ☐ FSL	12.0 (HA)	T (3xD)	104	56	44	18	●		○		● IDP 110	CS 100-115 SL	T6 Torque 0,6Nm (Max)	-	-
			P (5xD)	126	78	66		●		○		● IDP 111				
			H (7xD)	148	100	88		●		○		● IDP 112				
			L (10XD)	181	133	121		○		○		● IDP 113				
												● IDP 114				
ø 11.5 ~ø 11.9	**YTDI 115 ☐ FSL** KRUZ 115 ☐ FSL	12.0 (HA)	T (3xD)	107	59	46	18	●		○		● IDP 115	CS 100-115 SL	T6 Torque 0,6Nm (Max)	-	-
			P (5xD)	130	82	69		●		○		● IDP 116				
			H (7xD)	153	105	92		●		○		● IDP 117				
			L (10XD)	188	140	127		○		○		● IDP 118				
												● IDP 119				
ø 12.0 ~ø 12.4	**YTDI 120 ☐ FSL** KRUZ 120 ☐ FSL	16.0	T (3xD)	109	61	48	21	●		○		● IDP 120	CS 120-135 SL	T6 Torque 0,6Nm (Max)	M 2.5x4	1.3 mm
			P (5xD)	133	85	72		●		○		● IDP 121				
			H (7xD)	157	109	96		●		○		● IDP 122				
			L (10XD)	193	145	132		○		○		● IDP 123				
												● IDP 124				

● **Disponibile - *Lieferbar* - On stock** ○ A richiesta - *Auf Anfrage* - On request

KRUZ-FSL, YTDI-FSL Flange body & Carbide insert

Hole size range	Body Code No.	Shank Size (Ød)	Cutting depth (Length x 40)	L1	L2	L3	Flanged dia. (ØFd)	YTDI STOCK	YTDI Pricelist on request	KRUZ STOCK	KRUZ Pricelist on request	IDP	Cap Screw	Torx driver	Set Screw	L-wrench
ø 12.5 ~ø 12.9	**YTDI 125 ☐ FSL** KRUZ 125 ☐ FSL	16.0	T (3xD) P (5xD) H (7xD) L (10XD)	111 136 161 199	63 88 113 151	50 75 100 138	21	● ● ● ○		○ ○ ○ ○		● IDP 125 ● IDP 126 ● IDP 127 ● IDP 128 ● IDP 129	CS 120-135 SL	T6 Torque 0,6Nm (Max)	M 2.5x4	1.3 mm
ø 13.0 ~ø 13.4	**YTDI 130 ☐ FSL** KRUZ 130 ☐ FSL	16.0	T (3xD) P (5xD) H (7xD) L (10XD)	114 140 166 205	66 92 118 157	52 78 104 143	21	● ● ● ○		○ ○ ○ ○		● IDP 130 ● IDP 131 ● IDP 132 ● IDP 133 ● IDP 134	CS 120-135 SL	T6 Torque 0,6Nm (Max)	M 2.5x4	1.3 mm
ø 13.5 ~ø 13.9	**YTDI 135 ☐ FSL** KRUZ 135 ☐ FSL	16.0	T (3xD) P (5xD) H (7xD) L (10XD)	116 143 170 211	68 95 122 163	54 81 108 149	21	● ● ● ○		○ ○ ○ ○		● IDP 135 ● IDP 136 ● IDP 137 ● IDP 138 ● IDP 139	CS 120-135 SL	T6 Torque 0,6Nm (Max)	M 2.5x4	1.3 mm
ø 14.0 ~ø 14.4	**YTDI 140 ☐ FSL** KRUZ 140 ☐ FSL	16.0	T (3xD) P (5xD) H (7xD) L (10XD)	119 147 175 217	71 99 127 169	56 84 112 154	21	● ● ● ○		○ ○ ○ ○		● IDP 140 ● IDP 141 ● IDP 142 ● IDP 143 ● IDP 144	CS 140-155 SL	T7 Torque 0,9Nm (Max)	M 2.5x4	1.3 mm
ø 14.5 ~ø 14.9	**YTDI 145 ☐ FSL** KRUZ 145 ☐ FSL	20.0	T (3xD) P (5xD) H (7xD) L (10XD)	123 152 181 225	73 102 131 175	58 87 116 160	27	● ● ● ○		○ ○ ○ ○		● IDP 145 ● IDP 146 ● IDP 147 ● IDP 148 ● IDP 149	CS 140-155 SL	T7 Torque 0,9Nm (Max)	M 2.5x4	1.3 mm
ø 15.0 ~ø 15.4	**YTDI 150 ☐ FSL** KRUZ 150 ☐ FSL	20.0	T (3xD) P (5xD) H (7xD) L (10XD)	127 157 187 232	77 107 137 182	60 90 120 165	27	● ● ● ○		○ ○ ○ ○		● IDP 150 ● IDP 151 ● IDP 152 ● IDP 153 ● IDP 154	CS 140-155 SL	T7 Torque 0,9Nm (Max)	M 2.5x4	1.3 mm
ø 15.5 ~ø 15.9	**YTDI 155 ☐ FSL** KRUZ 155 ☐ FSL	20.0	T (3xD) P (5xD) H (7xD) L (10XD)	130 161 192 239	80 111 142 189	62 93 124 171	27	● ● ● ○		○ ○ ○ ○		● IDP 155 ● IDP 156 ● IDP 157 ● IDP 158 ● IDP 159	CS 140-155 SL	T7 Torque 0,9Nm (Max)	M 2.5x4	1.3 mm
ø 16.0 ~ø 16.4	**YTDI 160 ☐ FSL** KRUZ 160 ☐ FSL	20.0	T (3xD) P (5xD) H (7xD) L (10XD)	132 164 196 244	82 114 146 194	64 96 128 176	27	● ● ● ○		○ ○ ○ ○		● IDP 160 ● IDP 161 ● IDP 162 ● IDP 163 ● IDP 164	CS 160-175 SL	T7 Torque 0,9Nm (Max)	M 2.5x4	1.3 mm
ø 16.5 ~ø 16.9	**YTDI 165 ☐ FSL** KRUZ 165 ☐ FSL	20.0	T (3xD) P (5xD) H (7xD) L (10XD)	135 168 201 251	85 118 151 201	66 99 132 182	27	● ● ● ○		○ ○ ○ ○		● IDP 165 ● IDP 166 ● IDP 167 ● IDP 168 ● IDP 169	CS 160-175 SL	T7 Torque 0,9Nm (Max)	M 2.5x4	1.3 mm
ø 17.0 ~ø 17.4	**YTDI 170 ☐ FSL** KRUZ 170 ☐ FSL	20.0	T (3xD) P (5xD) H (7xD) L (10XD)	137 171 205 256	87 121 155 206	68 102 136 187	27	● ● ● ○		○ ○ ○ ○		● IDP 170 ● IDP 171 ● IDP 172 ● IDP 173 ● IDP 174	CS 160-175 SL	T7 Torque 0,9Nm (Max)	M 2.5x4	1.3 mm
ø 17.5 ~ø 17.9	**YTDI 175 ☐ FSL** KRUZ 175 ☐ FSL	20.0	T (3xD) P (5xD) H (7xD) L (10XD)	139 174 209 262	89 124 159 212	70 105 140 193	27	● ● ● ○		○ ○ ○ ○		● IDP 175 ● IDP 176 ● IDP 177 ● IDP 178 ● IDP 179	CS 160-175 SL	T7 Torque 0,9Nm (Max)	M 2.5x4	1.3 mm
ø 18.0 ~ø 18.4	**YTDI 180 ☐ FSL** KRUZ 180 ☐ FSL	20.0	T (3xD) P (5xD) H (7xD) L (10XD)	142 178 214 268	92 128 164 218	72 108 144 198	27	● ● ● ○		○ ○ ○ ○		● IDP 180 ● IDP 181 ● IDP 182 ● IDP 183 ● IDP 184	CS 180-195 SL	T8 Torque 1,5Nm (Max)	M 2.5x4	1.3 mm
ø 18.5 ~ø 18.9	**YTDI 185 ☐ FSL** KRUZ 185 ☐ FSL	20.0	T (3xD) P (5xD) H (7xD) L (10XD)	144 181 218 274	94 131 168 224	74 111 148 204	27	● ● ● ○		○ ○ ○ ○		● IDP 185 ● IDP 186 ● IDP 187 ● IDP 188 ● IDP 189	CS 180-195 SL	T8 Torque 1,5Nm (Max)	M 2.5x4	1.3 mm
ø 19.0 ~ø 19.4	**YTDI 190 ☐ FSL** KRUZ 190 ☐ FSL	20.0	T (3xD) P (5xD) H (7xD) L (10XD)	147 185 223 280	97 135 173 230	76 114 152 209	27	● ● ● ○		○ ○ ○ ○		● IDP 190 ● IDP 191 ● IDP 192 ● IDP 193 ● IDP 194	CS 180-195 SL	T8 Torque 1,5Nm (Max)	M 2.5x4	1.3 mm
ø 19.5 ~ø 19.9	**YTDI 195 ☐ FSL** KRUZ 195 ☐ FSL	20.0	T (3xD) P (5xD) H (7xD) L (10XD)	149 188 227 286	99 138 177 236	78 117 156 215	27	● ● ● ○		○ ○ ○ ○		● IDP 195 ● IDP 196 ● IDP 197 ● IDP 198 ● IDP 199	CS 180-195 SL	T8 Torque 1,5Nm (Max)	M 2.5x4	1.3 mm
ø 20.0 ~ø 20.4	**YTDI 200 ☐ FSL** KRUZ 200 ☐ FSL	25.0	T (3xD) P (5xD) H (7xD) L (10XD)	157 197 237 297	101 141 181 241	80 120 160 220	32	● ● ● ○		○ ○ ○ ○		● IDP 200 ○ IDP 201 ○ IDP 202 ○ IDP 203 ○ IDP 204	CS 200-215 SL	T8 Torque 1,5Nm (Max)	M 3x6	1.5 mm

● **Disponibile - *Lieferbar* - On stock** ○ A richiesta - *Auf Anfrage* - On request

KRUZ-FSL, YTDI-FSL Flange body & Carbide insert

Hole size range	Body Code No.	Shank Size (Ød)	Cutting depth (Length x 40)	L1	L2	L3	Flanged dia. (ØFd)	YTDI STOCK	YTDI Pricelist on request	KRUZ STOCK	KRUZ Pricelist on request	IDP	Cap Screw	Torx driver	Set Screw	L-wrench
ø 20.5 ~ø 20.9	**YTDI 205 ☐ FSL** KRUZ 205 ☐ FSL	25.0	T (3xD) P (5xD) H (7xD) L (10XD)	160 201 242 304	104 145 186 248	82 123 164 226	32	● ● ○ ○		○ ○ ○ ○		● **IDP 205** ○ IDP 206 ○ IDP 207 ○ IDP 208 ○ IDP 209	CS 200-215 SL	T8 Torque 1.5Nm (Max)	M 3x6	1.5 mm
ø 21.0 ~ø 21.4	**YTDI 210 ☐ FSL** KRUZ 210 ☐ FSL	25.0	T (3xD) P (5xD) H (7xD) L (10XD)	162 204 246 309	106 148 190 253	84 126 168 231	32	● ● ○ ○		○ ○ ○ ○		● **IDP 210** ○ IDP 211 ○ IDP 212 ○ IDP 213 ○ IDP 214	CS 200-215 SL	T8 Torque 1.5Nm (Max)	M 3x6	1.5 mm
ø 21.5 ~ø 21.9	**YTDI 215 ☐ FSL** KRUZ 215 ☐ FSL	25.0	T (3xD) P (5xD) H (7xD) L (10XD)	165 208 251 316	109 152 195 260	86 129 172 237	32	● ● ○ ○		○ ○ ○ ○		● **IDP 215** ○ IDP 216 ○ IDP 217 ○ IDP 218 ○ IDP 219	CS 200-215 SL	T8 Torque 1.5Nm (Max)	M 3x6	1.5 mm
ø 22.0 ~ø 22.4	**YTDI 220 ☐ FSL** KRUZ 220 ☐ FSL	25.0	T (3xD) P (5xD) H (7xD) L (10XD)	167 211 255 321	111 155 199 265	88 132 176 242	32	● ● ○ ○		○ ○ ○ ○		● **IDP 220** ○ IDP 221 ○ IDP 222 ○ IDP 223 ○ IDP 224	CS 220-235 SL	T8 Torque 1.5Nm (Max)	M 3x6	1.5 mm
ø 22.5 ~ø 22.9	**YTDI 225 ☐ FSL** KRUZ 225 ☐ FSL	25.0	T (3xD) P (5xD) H (7xD) L (10XD)	169 214 259 327	113 158 203 271	90 135 180 248	32	● ● ○ ○		○ ○ ○ ○		● **IDP 225** ○ IDP 226 ○ IDP 227 ○ IDP 228 ○ IDP 229	CS 220-235 SL	T8 Torque 1.5Nm (Max)	M 3x6	1.5 mm
ø 23.0 ~ø 23.4	**YTDI 230 ☐ FSL** KRUZ 230 ☐ FSL	25.0	T (3xD) P (5xD) H (7xD) L (10XD)	172 218 264 333	116 162 208 277	92 138 184 253	32	● ● ○ ○		○ ○ ○ ○		● **IDP 230** ○ IDP 231 ○ IDP 232 ○ IDP 233 ○ IDP 234	CS 220-235 SL	T8 Torque 1.5Nm (Max)	M 3x6	1.5 mm
ø 23.5 ~ø 23.9	**YTDI 235 ☐ FSL** KRUZ 235 ☐ FSL	25.0	T (3xD) P (5xD) H (7xD) L (10XD)	174 221 268 339	118 165 212 283	94 141 188 259	32	● ● ○ ○		○ ○ ○ ○		● **IDP 235** ○ IDP 236 ○ IDP 237 ○ IDP 238 ○ IDP 239	CS 220-235 SL	T8 Torque 1.5Nm (Max)	M 3x6	1.5 mm
ø 24.0 ~ø 24.4	**YTDI 240 ☐ FSL** KRUZ 240 ☐ FSL	32.0	T (3xD) P (5xD) H (7xD) L (10XD)	181 229 277 349	121 169 217 289	96 144 192 264	39	● ● ○ ○		○ ○ ○ ○		● **IDP 240** ○ IDP 241 ○ IDP 242 ○ IDP 243 ○ IDP 244	CS 240-255 SL	T15 Torque 3,5Nm (Max)	M 3x6	1.5 mm
ø 24.5 ~ø 24.9	**YTDI 245 ☐ FSL** KRUZ 245 ☐ FSL	32.0	T (3xD) P (5xD) H (7xD) L (10XD)	183 232 281 355	123 172 221 295	98 147 196 270	39	● ● ○ ○		○ ○ ○ ○		● **IDP 245** ○ IDP 246 ○ IDP 247 ○ IDP 248 ○ IDP 249	CS 240-255 SL	T15 Torque 3,5Nm (Max)	M 3x6	1.5 mm
ø 25.0 ~ø 25.4	**YTDI 250 ☐ FSL** KRUZ 250 ☐ FSL	32.0	T (3xD) P (5xD) H (7xD) L (10XD)	185 235 285 360	125 175 225 300	100 150 200 275	39	● ● ○ ○		○ ○ ○ ○		● **IDP 250** ○ IDP 251 ○ IDP 252 ○ IDP 253 ○ IDP 254	CS 240-255 SL	T15 Torque 3,5Nm (Max)	M 3x6	1.5 mm
ø 25.5 ~ø 25.9	**YTDI 255 ☐ FSL** KRUZ 255 ☐ FSL	32.0	T (3xD) P (5xD) H (7xD) L (10XD)	188 239 290 367	128 179 230 307	102 153 204 281	39	● ● ○ ○		○ ○ ○ ○		● **IDP 255** ○ IDP 256 ○ IDP 257 ○ IDP 258 ○ IDP 259	CS 240-255 SL	T15 Torque 3,5Nm (Max)	M 3x6	1.5 mm
ø 26.0 ~ø 26.4	**YTDI 260 ☐ FSL** KRUZ 260 ☐ FSL	32.0	T (3xD) P (5xD) H (7xD) L (10XD)	190 242 294 372	130 182 234 312	104 156 208 286	39	● ● ○ ○		○ ○ ○ ○		● **IDP 260** ○ IDP 261 ○ IDP 262 ○ IDP 263 ○ IDP 264	CS 260-275 SL	T15 Torque 3,5Nm (Max)	M 3x6	1.5 mm
ø 26.5 ~ø 26.9	**YTDI 265 ☐ FSL** KRUZ 265 ☐ FSL	32.0	T (3xD) P (5xD) H (7xD) L (10XD)	193 246 299 379	133 186 239 319	106 159 212 292	39	● ● ○ ○		○ ○ ○ ○		● **IDP 265** ○ IDP 266 ○ IDP 267 ○ IDP 268 ○ IDP 269	CS 260-275 SL	T15 Torque 3,5Nm (Max)	M 3x6	1.5 mm
ø 27.0 ~ø 27.4	**YTDI 270 ☐ FSL** KRUZ 270 ☐ FSL	32.0	T (3xD) P (5xD) H (7xD) L (10XD)	195 249 303 384	135 189 243 324	108 162 216 297	39	● ● ○ ○		○ ○ ○ ○		● **IDP 270** ○ IDP 271 ○ IDP 272 ○ IDP 273 ○ IDP 274	CS 260-275 SL	T15 Torque 3,5Nm (Max)	M 4x8	2.0 mm
ø 27.5 ~ø 27.9	**YTDI 275 ☐ FSL** KRUZ 275 ☐ FSL	32.0	T (3xD) P (5xD) H (7xD) L (10XD)	197 252 307 390	137 192 247 330	110 165 220 303	39	● ● ○ ○		○ ○ ○ ○		● **IDP 275** ○ IDP 276 ○ IDP 277 ○ IDP 278 ○ IDP 279	CS 260-275 SL	T15 Torque 3,5Nm (Max)	M 4x8	2.0 mm
ø 28.0 ~ø 28.4	**YTDI 280 ☐ FSL** KRUZ 280 ☐ FSL	32.0	T (3xD) P (5xD) H (7xD) L (10XD)	200 256 312 396	140 196 252 336	112 168 224 308	39	● ● ○ ○		○ ○ ○ ○		● **IDP 280** ○ IDP 281 ○ IDP 282 ○ IDP 283 ○ IDP 284	CS 280-295 SL	T15 Torque 3,5Nm (Max)	M 4x8	2.0 mm

● **Disponibile - *Lieferbar* - On stock** ○ A richiesta - *Auf Anfrage* - On request

KRUZ-FSL, YTDI-FSL Flange body & Carbide insert

Hole size range	Body Code No.	Shank Size (Ød)	Cutting depth (Length x 40)	L1	L2	L3	Flanged dia. (ØFd)	YTDI STOCK	YTDI Pricelist on request	KRUZ STOCK	KRUZ Pricelist on request	IDP	Cap Screw	Torx driver	Set Screw	L-wrench
ø 28.5 ~ø 28.9	**YTDI 285 ☐ FSL** KRUZ 285 ☐ FSL	32.0	T (3xD) P (5xD) H (7xD) L (10XD)	202 259 316 402	142 199 256 342	114 171 228 314	39	● ● ○ ○		○ ○ ○ ○		● **IDP 285** ○ IDP 286 ○ IDP 287 ○ IDP 288 ○ IDP 289	CS 280-295 SL	T15 Torque 3.5Nm (Max)	M 4x8	2.0 mm
ø 29.0 ~ø 29.4	**YTDI 290 ☐ FSL** KRUZ 290 ☐ FSL	32.0	T (3xD) P (5xD) H (7xD) L (10XD)	205 263 321 408	145 203 261 348	116 174 232 319	39	● ● ○ ○		○ ○ ○ ○		● **IDP 290** ○ IDP 291 ○ IDP 292 ○ IDP 293 ○ IDP 294	CS 280-295 SL	T15 Torque 3.5Nm (Max)	M 4x8	2.0 mm
ø 29.5 ~ø 29.9	**YTDI 295 ☐ FSL** KRUZ 295 ☐ FSL	32.0	T (3xD) P (5xD) H (7xD) L (10XD)	207 266 325 414	147 206 265 354	118 177 236 325	39	● ● ○ ○		○ ○ ○ ○		● **IDP 295** ○ IDP 296 ○ IDP 297 ○ IDP 298 ○ IDP 299	CS 280-295 SL	T15 Torque 3.5Nm (Max)	M 4x8	2.0 mm
ø 30.0 ~ø 30.4	**YTDI 300 ☐ FSL** KRUZ 300 ☐ FSL	32.0	T (3xD) P (5xD) H (7xD) L (10XD)	209 269 329 419	149 209 269 359	120 180 240 330	39	● ● ○ ○		○ ○ ○ ○		● **IDP 300** ○ IDP 301 ○ IDP 302 ○ IDP 303 ○ IDP 304	CS 300-315 SL	T20 Torque 4.0 Nm (Max)	M 4x8	2.0 mm
ø 30.5 ~ø 30.9	**YTDI 305 ☐ FSL** KRUZ 305 ☐ FSL	32.0	T (3xD) P (5xD) H (7xD) L (10XD)	212 273 334 426	152 213 274 366	122 183 244 336	39	● ● ○ ○		○ ○ ○ ○		○ IDP 305 ○ IDP 306 ○ IDP 307 ○ IDP 308 ○ IDP 309	CS 300-315 SL	T20 Torque 4.0 Nm (Max)	M 4x8	2.0 mm
ø 31.0 ~ø 31.4	**YTDI 310 ☐ FSL** KRUZ 310 ☐ FSL	32.0	T (3xD) P (5xD) H (7xD) L (10XD)	214 276 338 431	154 216 278 371	124 186 248 341	39	● ● ○ ○		○ ○ ○ ○		○ IDP 310 ○ IDP 311 ○ IDP 312 ○ IDP 313 ○ IDP 314	CS 300-315 SL	T20 Torque 4.0 Nm (Max)	M 5x10	2.5 mm
ø 31.5 ~ø 31.9	**YTDI 315 ☐ FSL** KRUZ 315 ☐ FSL	32.0	T (3xD) P (5xD) H (7xD) L (10XD)	217 280 343 438	157 220 283 378	126 189 252 347	39	● ● ○ ○		○ ○ ○ ○		○ IDP 315 ○ IDP 316 ○ IDP 317 ○ IDP 318 ○ IDP 319	CS 300-315 SL	T20 Torque 4.0 Nm (Max)	M 5x10	2.5 mm
ø 32.0 ~ø 32.4	**YTDI 320 ☐ FSL** KRUZ 320 ☐ FSL	32.0	T (3xD) P (5xD) H (7xD) L (10XD)	219 283 347 443	159 223 287 383	128 192 256 352	39	● ● ○ ○		○ ○ ○ ○		○ IDP 320 ○ IDP 321 ○ IDP 322 ○ IDP 323 ○ IDP 324	CS 320-355 SL	T20 Torque 4.0 Nm (Max)	M 5x10	2.5 mm
ø 32.5 ~ø 32.9	**YTDI 325 ☐ FSL** KRUZ 325 ☐ FSL	32.0	T (3xD) P (5xD) H (7xD) L (10XD)	221 286 351 449	161 226 291 389	130 195 260 358	39	● ● ○ ○		○ ○ ○ ○		○ IDP 325 ○ IDP 326 ○ IDP 327 ○ IDP 328 ○ IDP 329	CS 320-355 SL	T20 Torque 4.0 Nm (Max)	M 5x10	2.5 mm
ø 33.0 ~ø 33.4	**YTDI 330 ☐ FSL** KRUZ 330 ☐ FSL	32.0	T (3xD) P (5xD) H (7xD) L (10XD)	224 290 356 455	164 230 296 395	132 198 264 363	39	● ● ○ ○		○ ○ ○ ○		○ IDP 330 ○ IDP 331 ○ IDP 332 ○ IDP 333 ○ IDP 334	CS 320-355 SL	T20 Torque 4.0 Nm (Max)	M 5x10	2.5 mm
ø 33.5 ~ø 33.9	**YTDI 335 ☐ FSL** KRUZ 335 ☐ FSL	32.0	T (3xD) P (5xD) H (7xD) L (10XD)	226 293 360 461	166 233 300 401	134 201 268 369	39	● ● ○ ○		○ ○ ○ ○		○ IDP 335 ○ IDP 336 ○ IDP 337 ○ IDP 338 ○ IDP 339	CS 320-355 SL	T20 Torque 4.0 Nm (Max)	M 5x10	2.5 mm
ø 34.0 ~ø 34.4	**YTDI 340 ☐ FSL** KRUZ 340 ☐ FSL	40.0	T (3xD) P (5xD) H (7xD) L (10XD)	239 307 375 477	169 237 305 407	136 204 272 374	55	● ● ○ ○		○ ○ ○ ○		○ IDP 340 ○ IDP 341 ○ IDP 342 ○ IDP 343 ○ IDP 344	CS 320-355 SL	T20 Torque 4.0 Nm (Max)	M 5x10	2.5 mm
ø 34.5 ~ø 34.9	**YTDI 345 ☐ FSL** KRUZ 345 ☐ FSL	40.0	T (3xD) P (5xD) H (7xD) L (10XD)	241 310 379 483	171 240 309 413	138 207 276 380	55	○ ● ○ ○		○ ○ ○ ○		○ IDP 345 ○ IDP 346 ○ IDP 347 ○ IDP 348 ○ IDP 349	CS 320-355 SL	T20 Torque 4.0 Nm (Max)	M 5x10	2.5 mm
ø 35.0 ~ø 35.4	**YTDI 350 ☐ FSL** KRUZ 350 ☐ FSL	40.0	T (3xD) P (5xD) H (7xD) L (10XD)	243 313 383 488	173 243 313 418	140 210 280 385	55	○ ● ○ ○		○ ○ ○ ○		○ IDP 350 ○ IDP 351 ○ IDP 352 ○ IDP 353 ○ IDP 354	CS 320-355 SL	T20 Torque 4.0 Nm (Max)	M 5x10	2.5 mm
ø 35.5 ~ø 35.9	**YTDI 355 ☐ FSL** KRUZ 355 ☐ FSL	40.0	T (3xD) P (5xD) H (7xD) L (10XD)	246 317 388 495	176 247 318 425	142 213 284 391	55	○ ● ○ ○		○ ○ ○ ○		○ IDP 355 ○ IDP 356 ○ IDP 357 ○ IDP 358 ○ IDP 359	CS 320-355 SL	T20 Torque 4.0 Nm (Max)	M 5x10	2.5 mm
ø 36.0 ~ø 36.4	**YTDI 360 ☐ FSL** KRUZ 360 ☐ FSL	40.0	T (3xD) P (5xD) H (7xD) L (10XD)	248 320 392 500	178 250 322 430	144 216 288 396	55	○ ● ○ ○		○ ○ ○ ○		○ IDP 360 ○ IDP 361 ○ IDP 362 ○ IDP 363 ○ IDP 364	CS 360-395 SL	T20 Torque 4.0 Nm (Max)	M 5x10	2.5 mm

● **Disponibile - *Lieferbar* - On stock** ○ A richiesta - *Auf Anfrage* - On request

KRUZ-FSL, YTDI-FSL Flange body & Carbide insert

Hole size range	Body Code No.	Shank Size (Ød)	Cutting depth (Length x 40)	L1	L2	L3	Flanged dia. (ØFd)	YTDI STOCK	YTDI Pricelist on request	KRUZ STOCK	KRUZ Pricelist on request	IDP	Cap Screw	Torx driver	Set Screw	L-wrench
ø 36.5 ~ø 36.9	**YTDI 365 ☐ FSL** KRUZ 365 ☐ FSL	40.0	T (3xD) P (5xD) H (7xD) L (10XD)	251 324 397 507	181 254 327 347	146 219 292 402	55	○ ● ○ ○		○ ○ ○ ○		○ IDP 365 ○ IDP 366 ○ IDP 367 ○ IDP 368 ○ IDP 369	CS 360-395 SL	T20 Torque 4.0Nm (Max)	M 5x10	2.5 mm
ø 37.0 ~ø 37.4	**YTDI 370 ☐ FSL** KRUZ 370 ☐ FSL	40.0	T (3xD) P (5xD) H (7xD) L (10XD)	253 327 401 512	183 257 331 442	148 222 296 407	55	○ ● ○ ○		○ ○ ○ ○		○ IDP 370 ○ IDP 371 ○ IDP 372 ○ IDP 373 ○ IDP 374	CS 360-395 SL	T20 Torque 4.0Nm (Max)	M 5x10	2.5 mm
ø 37.5 ~ø 37.9	**YTDI 375 ☐ FSL** KRUZ 375 ☐ FSL	40.0	T (3xD) P (5xD) H (7xD) L (10XD)	255 330 405 518	185 260 335 448	150 225 300 413	55	○ ● ○ ○		○ ○ ○ ○		○ IDP 375 ○ IDP 376 ○ IDP 377 ○ IDP 378 ○ IDP 379	CS 360-395 SL	T20 Torque 4.0Nm (Max)	M 5x10	2.5 mm
ø 38.0 ~ø 38.4	**YTDI 380 ☐ FSL** KRUZ 380 ☐ FSL	40.0	T (3xD) P (5xD) H (7xD) L (10XD)	258 334 410 524	188 264 340 454	152 228 304 418	55	○ ● ○ ○		○ ○ ○ ○		○ IDP 380 ○ IDP 381 ○ IDP 382 ○ IDP 383 ○ IDP 384	CS 360-395 SL	T20 Torque 4.0Nm (Max)	M 5x10	2.5 mm
ø 38.5 ~ø 38.9	**YTDI 385 ☐ FSL** KRUZ 385 ☐ FSL	40.0	T (3xD) P (5xD) H (7xD) L (10XD)	260 337 414 530	196 267 344 460	154 231 308 424	55	○ ● ○ ○		○ ○ ○ ○		○ IDP 385 ○ IDP 386 ○ IDP 387 ○ IDP 388 ○ IDP 389	CS 360-395 SL	T20 Torque 4.0Nm (Max)	M 5x10	2.5 mm
ø 39.0 ~ø 39.4	**YTDI 390 ☐ FSL** KRUZ 390 ☐ FSL	40.0	T (3xD) P (5xD) H (7xD) L (10XD)	263 341 419 536	193 271 349 466	156 234 312 429	55	○ ● ○ ○		○ ○ ○ ○		○ IDP 390 ○ IDP 391 ○ IDP 392 ○ IDP 393 ○ IDP 394	CS 360-395 SL	T20 Torque 4.0Nm (Max)	M 5x10	2.5 mm
ø 39.5 ~ø 39.9	**YTDI 395 ☐ FSL** KRUZ 395 ☐ FSL	40.0	T (3xD) P (5xD) H (7xD) L (10XD)	265 344 423 542	195 274 353 472	158 237 316 435	55	○ ● ○ ○		○ ○ ○ ○		○ IDP 395 ○ IDP 396 ○ IDP 397 ○ IDP 398 ○ IDP 399	CS 360-395 SL	T20 Torque 4.0Nm (Max)	M 5x10	2.5 mm
ø 40.0 ~ø 40.4	**YTDI 400 ☐ FSL** KRUZ 400 ☐ FSL	40.0	T (3xD) P (5xD) H (7xD) L (10XD)	267 347 427 547	197 277 357 477	160 240 320 440	55	○ ● ○ ○		○ ○ ○ ○		○ IDP 400 ○ IDP 401 ○ IDP 402 ○ IDP 403 ○ IDP 404	CS 400-445 SL	T20 Torque 4.0Nm (Max)	M 6x12	3.0 mm
ø 40.5 ~ø 40.9	**YTDI 405 ☐ FSL** KRUZ 405 ☐ FSL	40.0	T (3xD) P (5xD) H (7xD) L (10XD)	270 351 432 554	200 281 362 484	162 243 324 446	55	○ ● ○ ○		○ ○ ○ ○		○ IDP 405 ○ IDP 406 ○ IDP 407 ○ IDP 408 ○ IDP 409	CS 400-445 SL	T20 Torque 4.0Nm (Max)	M 6x12	3.0 mm
ø 41.0 ~ø 41.4	**YTDI 410 ☐ FSL** KRUZ 410 ☐ FSL	40.0	T (3xD) P (5xD) H (7xD) L (10XD)	272 354 436 559	202 284 366 489	164 246 328 451	55	○ ● ○ ○		○ ○ ○ ○		○ IDP 410 ○ IDP 411 ○ IDP 412 ○ IDP 413 ○ IDP 414	CS 400-445 SL	T20 Torque 4.0 Nm (Max)	M 6x12	3.0 mm
ø 41.5 ~ø 41.9	**YTDI 415 ☐ FSL** KRUZ 415 ☐ FSL	40.0	T (3xD) P (5xD) H (7xD) L (10XD)	275 358 441 566	205 288 371 496	166 249 332 457	55	○ ● ○ ○		○ ○ ○ ○		○ IDP 415 ○ IDP 416 ○ IDP 417 ○ IDP 418 ○ IDP 419	CS 400-445 SL	T20 Torque 4.0 Nm (Max)	M 6x12	3.0 mm
ø 42.0 ~ø 42.4	**YTDI 420 ☐ FSL** KRUZ 420 ☐ FSL	40.0	T (3xD) P (5xD) H (7xD) L (10XD)	277 361 445 571	207 291 375 501	168 252 336 462	55	○ ● ○ ○		○ ○ ○ ○		○ IDP 420 ○ IDP 421 ○ IDP 422 ○ IDP 423 ○ IDP 424	CS 400-445 SL	T20 Torque 4.0 Nm (Max)	M 6x12	3.0 mm
ø 42.5 ~ø 42.9	**YTDI 425 ☐ FSL** KRUZ 425 ☐ FSL	40.0	T (3xD) P (5xD) H (7xD) L (10XD)	279 364 449 577	209 294 379 507	170 255 340 468	55	○ ○ ○ ○		○ ○ ○ ○		○ IDP 425 ○ IDP 426 ○ IDP 427 ○ IDP 428 ○ IDP 429	CS 400-445 SL	T20 Torque 4.0 Nm (Max)	M 6x12	3.0 mm
ø 43.0 ~ø 43.4	**YTDI 430 ☐ FSL** KRUZ 430 ☐ FSL	40.0	T (3xD) P (5xD) H (7xD) L (10XD)	282 368 454 583	212 298 384 513	172 258 344 473	55	○ ○ ○ ○		○ ○ ○ ○		○ IDP 430 ○ IDP 431 ○ IDP 432 ○ IDP 433 ○ IDP 434	CS 400-445 SL	T20 Torque 4.0 Nm (Max)	M 6x12	3.0 mm
ø 43.5 ~ø 43.9	**YTDI 435 ☐ FSL** KRUZ 435 ☐ FSL	40.0	T (3xD) P (5xD) H (7xD) L (10XD)	284 371 458 589	214 301 388 519	174 261 348 479	55	○ ○ ○ ○		○ ○ ○ ○		○ IDP 435 ○ IDP 436 ○ IDP 437 ○ IDP 438 ○ IDP 439	CS 400-445 SL	T20 Torque 4.0 Nm (Max)	M 6x12	3.0 mm
ø 44.0 ~ø 44.4	**YTDI 440 ☐ FSL** KRUZ 440 ☐ FSL	40.0	T (3xD) P (5xD) H (7xD) L (10XD)	287 375 463 595	217 305 393 525	176 264 352 484	55	○ ○ ○ ○		○ ○ ○ ○		○ IDP 440 ○ IDP 441 ○ IDP 442 ○ IDP 443 ○ IDP 444	CS 400-445 SL	T20 Torque 4.0 Nm (Max)	M 6x12	3.0 mm

KRUZ-FSL, YTDI-FSL Flange body & Carbide insert

Hole size range	Body Code No.	Shank Size (Ød)	Cutting depth (Length x 40)	L1	L2	L3	Flanged dia. (ØFd)	YTDI STOCK	YTDI Pricelist on request	KRUZ STOCK	KRUZ Pricelist on request	IDP	Cap Screw	Torx driver	Set Screw	L-wrench
ø 44.5 ~ø 44.9	**YTDI 445 ☐ FSL** KRUZ 445 ☐ FSL	40.0	T (3xD)	289	219	178	55	O		O		O IDP 445	CS 400-445 SL	T20 Torque 4.0Nm (Max)	M 6x12	3.0 mm
			P (5xD)	378	308	267		O		O		O IDP 446				
			H (7xD)	467	397	356		O		O		O IDP 447				
			L (10XD)	601	531	490		O		O		O IDP 448				
												O IDP 449				
ø 45.0 ~ø 45.4	**YTDI 450 ☐ FSL** KRUZ 450 ☐ FSL	40.0	T (3xD)	291	221	180	55	O		O		O IDP 450	CS 450-500 SL	T20 Torque 4.0Nm (Max)	M 6x12	3.0 mm
			P (5xD)	381	311	270		O		O		O IDP 451				
			H (7xD)	471	401	360		O		O		O IDP 452				
			L (10XD)	606	536	495		O		O		O IDP 453				
												O IDP 454				
ø 45.5 ~ø 45.9	**YTDI 455 ☐ FSL** KRUZ 455 ☐ FSL	40.0	T (3xD)	294	224	182	55	O		O		O IDP 455	CS 450-500 SL	T20 Torque 4.0Nm (Max)	M 6x12	3.0 mm
			P (5xD)	385	315	273		O		O		O IDP 456				
			H (7xD)	476	406	364		O		O		O IDP 457				
			L (10XD)	613	543	501		O		O		O IDP 458				
												O IDP 459				
ø 46.0 ~ø 46.4	**YTDI 460 ☐ FSL** KRUZ 460 ☐ FSL	40.0	T (3xD)	296	226	184	55	O		O		O IDP 460	CS 450-500 SL	T20 Torque 4.0Nm (Max)	M 6x12	3.0 mm
			P (5xD)	388	318	276		O		O		O IDP 461				
			H (7xD)	480	410	368		O		O		O IDP 462				
			L (10XD)	618	548	506		O		O		O IDP 463				
												O IDP 464				
ø 46.5 ~ø 46.9	**YTDI 465 ☐ FSL** KRUZ 465 ☐ FSL	40.0	T (3xD)	299	229	186	55	O		O		O IDP 465	CS 450-500 SL	T20 Torque 4.0Nm (Max)	M 6x12	3.0 mm
			P (5xD)	392	322	279		O		O		O IDP 466				
			H (7xD)	485	415	372		O		O		O IDP 467				
			L (10XD)	625	555	512		O		O		O IDP 468				
												O IDP 469				
ø 47.0 ~ø 47.4	**YTDI 470 ☐ FSL** KRUZ 470 ☐ FSL	40.0	T (3xD)	301	231	188	55	O		O		O IDP 470	CS 450-500 SL	T20 Torque 4.0Nm (Max)	M 6x12	3.0 mm
			P (5xD)	395	325	282		O		O		O IDP 471				
			H (7xD)	489	419	376		O		O		O IDP 472				
			L (10XD)	630	560	517		O		O		O IDP 473				
												O IDP 474				
ø 47.5 ~ø 47.9	**YTDI 475 ☐ FSL** KRUZ 475 ☐ FSL	40.0	T (3xD)	303	233	190	55	O		O		O IDP 475	CS 450-500 SL	T20 Torque 4.0Nm (Max)	M 6x12	3.0 mm
			P (5xD)	398	328	285		O		O		O IDP 476				
			H (7xD)	493	423	380		O		O		O IDP 477				
			L (10XD)	636	566	523		O		O		O IDP 478				
												O IDP 479				
ø 48.0 ~ø 48.4	**YTDI 480 ☐ FSL** KRUZ 480 ☐ FSL	40.0	T (3xD)	306	236	192	55	O		O		O IDP 480	CS 450-500 SL	T20 Torque 4.0Nm (Max)	M 6x12	3.0 mmv
			P (5xD)	402	332	288		O		O		O IDP 481				
			H (7xD)	498	428	384		O		O		O IDP 482				
			L (10XD)	642	572	528		O		O		O IDP 483				
												O IDP 484				
ø 48.5 ~ø 48.9	**YTDI 485 ☐ FSL** KRUZ 485 ☐ FSL	40.0	T (3xD)	308	238	194	55	O		O		O IDP 485	CS 450-500 SL	T20 Torque 4.0Nm (Max)	M 6x12	3.0 mm
			P (5xD)	405	335	291		O		O		O IDP 486				
			H (7xD)	502	432	388		O		O		O IDP 487				
			L (10XD)	648	578	534		O		O		O IDP 488				
												O IDP 489				
ø 49.0 ~ø 49.4	**YTDI 490 ☐ FSL** KRUZ 490 ☐ FSL	40.0	T (3xD)	311	241	196	55	O		O		O IDP 490	CS 450-500 SL	T20 Torque 4.0Nm (Max)	M 6x12	3.0 mm
			P (5xD)	409	339	294		O		O		O IDP 491				
			H (7xD)	507	437	392		O		O		O IDP 492				
			L (10XD)	654	584	539		O		O		O IDP 493				
												O IDP 494				
ø 49.5 ~ø 49.9	**YTDI 495 ☐ FSL** KRUZ 495 ☐ FSL	40.0	T (3xD)	313	243	198	55	O		O		O IDP 495	CS 450-500 SL	T20 Torque 4.0Nm (Max)	M 6x12	3.0 mm
			P (5xD)	412	342	297		O		O		O IDP 496				
			H (7xD)	511	441	396		O		O		O IDP 497				
			L (10XD)	660	590	545		O		O		O IDP 498				
												O IDP 499				
ø 50.0 ~ø 50.4	**YTDI 500 ☐ FSL** KRUZ 500 ☐ FSL	40.0	T (3xD)	315	245	200	55	O		O		O IDP 500	CS 450-500 SL	T20 Torque 4.0Nm (Max)	M 6x12	3.0 mm
			P (5xD)	415	345	300		O		O		O IDP 501				
			H (7xD)	515	445	400		O		O		O IDP 502				
			L (10XD)	665	595	550		O		O		O IDP 503				
												O IDP 504				

KRUZ-FSL Drills, Cutting Speed Recommendation

Material group		DRILL. DIAM ø 8~16 mm Speed (m/min)	Feed (mm/rev)	ø 16~25 mm Speed (m/min)	Feed (mm/rev)	ø 25~32 mm Speed (m/min)	Feed (mm/rev)	ø 32~40 mm Speed (m/min)	Feed (mm/rev)	ø 40~50 mm Speed (m/min)	Feed (mm/rev)
		CONDITIONED									
Grey cast iron	(FC)	80~150	0.20~0.30	80~150	0.25~0.45	80~160	0.35~0.55	90~200	0.34~0.58	90~200	0.38~0.60
Nodular cast iron	(FCD)	80~140	0.15~0.25	80~140	0.22~0.45	80~150	0.32~0.52	90~180	0.35~0.62	90~200	0.38~0.60
Carbon steel	(S45C)	80~140	0.15~0.30	80~140	0.16~0.40	80~150	0.20~0.40	80~150	0.22~0.48	80~160	0.25~0.54
Alloy steel	(SCM440)	70~140	0.15~0.30	70~140	0.15~0.40	70~140	0.18~0.40	80~140	0.25~0.47	80~140	0.27~0.52
Hardened steel	(SKD11)	40~50	0.10~0.20	40~50	0.12~0.28	40~50	0.16~0.35	40~60	0.20~0.38	40~60	0.22~0.42
Stainless steel	(SUS)	30~40	0.10~0.20	35~50	0.10~0.22	35~50	0.15~0.28	40~55	0.18~0.30	40~55	0.22~0.32
Alluminium 13HB	(AL)	120~200	0.20~0.30	120~200	0.25~0.40	120~200	0.30~0.45	120~200	0.30~0.45	120~200	0.30~0.50

- This data is recommended for 3xDia, and should be reduced about 15-20% for 5xD, 7xD, 10xD drills.
- The data is normally suggested for oil-mist(MQL) coolant condition and also possible to run in other normal condition if machining environment like clamping etc. are secured in good.

● **Disponibile - *Lieferbar* - On stock** ○ A richiesta - *Auf Anfrage* - On request

SLIM CHUCK



● **Disponibile - *Lieferbar* - On stock** ○ A richiesta - *Auf Anfrage* - On request

MANDRINO A PINZA SLIM CHUCK
SLIM CHUCK SPANNZANGENAUFNAHME _ SLIM CHUCK EXTENSION ADAPTOR

Mandrino a pinza progettato senza ghiera, parte da un diametro di 8.6mm. In questo modo si raggiunge l'effetto migliore nel processo di estensione.

Spannzangenaufnahme ohne Oberwurfmutter, mindest Durchmesser 8,6mm. In dieser Weise, erreicht man den besten Effekt mit der Verlängerung.

Slim collet chuck designed without nut can get the smallest outside diameter of 8.6 mm. This can achieve the best effect on extended processing depth.

Fig. 1

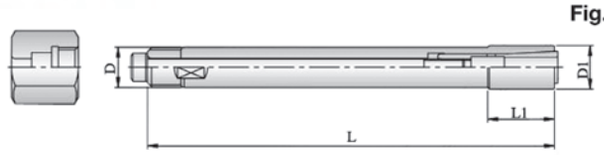

Fig. 2

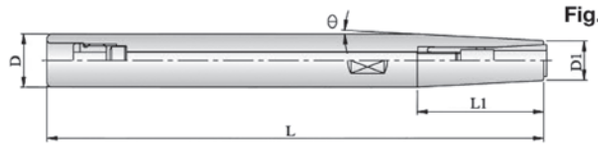

ST	Fig.	d	L	L1	D	D1	?	Pinza *Spannzange* Collet	Chiave *Schlussel* Spanner	Vite *Schraube* Screw	Bussola *Schraube* Stop Screw	Estrattore *Auszieaher* Stop Nut	STOCK	PRICELIST on getooling.com
		(mm)												
ST10-DC4-90	1	2-4	90	14	10	9	-	DC4	30194-632(M3)	M4L70	-	TP-M8	O	
ST12-DC4-120	2	2-4	120	38	12	9	3°	DC4	30194-632(M3)	M4L85	OP-M8	-	O	
ST12-DC6-120	1	1-6	120	40	12	14	-	DC6	30194-643(M4)	M5L95	-	TP-M12	O	
ST16-DC6-150	2	1-6	150	35	16	14	3°	DC6	30194-643(M4)	M5L100	OP-M10	-	O	
ST20-DC6-200	2	1-6	200	70	20	14	3°	DC6	30194-643(M4)	M5L100	OP-M10	-	O	
ST25-DC6-250	2	1-6	250	115	25	14	3°	DC6	30194-644(M4)	M5L100	OP-M10	-	O	
ST20-DC8-200	2	3-8	200	50	20	19	2°	DC8	30194-652(M5)	-	OP-M12	-	O	

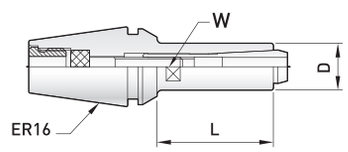

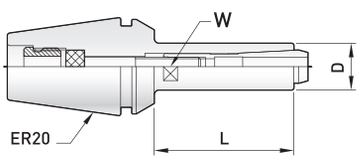

ER	d	L	D	W	Pinza *Spannzange* Collet	Chiave *Schlussel* Spanner	STOCK	PRICELIST on getooling.com
		(mm)						
ER16-DC4-25	2-4	25	9	8	DC4	30194-632(M3)	O	
ER20-DC6-35	1-6	35	14	13	DC6	30194-643(M4)	O	

PINZE DC TIPO E
DC SPANNZANGEN TYPE E _ DC COLLETS TYPE E

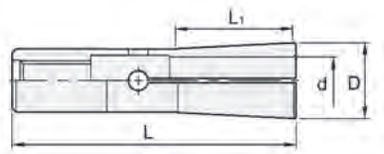

DC...E	d	L (mm)	D	W	STOCK	PRICELIST on getooling.com
DC4-2E	2	31	10	7	O	
DC4-3E	3	31	14	7	O	
DC4-4E	4	31	14	7	O	
DC6-3E	3	36	14	9,6	O	
DC6-4E	4	36	14	9,6	O	
DC6-6E	6	36	16	9,6	O	
DC8-3E	3	45	15	15	O	
DC8-4E	4	45	16	15	O	
DC8-6E	6	45	24	15	O	
DC8-8E	8	45	26	15	O	

PINZE DC TIPO K
DDC SPANNZANGEN TYPE K _ DC COLLETS TYPE K

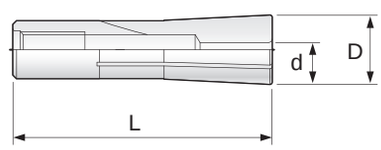

DC...K	d	(d) (mm)	L	D	STOCK	PRICELIST on getooling.com
DC6-1.0K	1.0	0.9 ~ 1.0	36	9,6	O	
DC6-1.1K	1.1	1.0 ~ 1.1	36	9,6	O	
DC6-1.2K	1.2	1.1 ~ 1.2	36	9,6	O	
DC6-1.3K	1.3	1.2 ~ 1.3	36	9,6	O	
DC6-1.4K	1.4	1.3 ~ 1.4	36	9,6	O	
DC6-1.5K	1.5	1.4 ~ 1.5	36	9,6	O	
DC6-1.6K	1.6	1.5 ~ 1.6	36	9,6	O	
DC6-1.7K	1.7	1.6 ~ 1.7	36	9,6	O	
DC6-1.8K	1.8	1.7 ~ 1.8	36	9,6	O	
DC6-1.9K	1.9	1.8 ~ 1.9	36	9,6	O	

● **Disponibile - *Lieferbar* - On stock** O A richiesta - *Auf Anfrage* - On request

SET DC SLIM CHUCK- MANDRINO + PINZE _ *SET DC SLIM CHUCK - AUFNAHME + SPANNZANGEN*
SET OF DC SLIM CHUCK EXTENSION ADAPTOR + COLLETS

DC4	Mandrino *Aufnahme* Collet Chuck	Contenuto set - *Inhalt des Sets* - Set contents: Pinza *Spannzange* Collet	Chiave (A) *Schlussel (A)* Spanner (A)	Chiave (B) *Schlussel (B)* Spanner (B)	STOCK	PRICELIST on getooling.com
SST10-DC4-90	ST10-DC4-90	DC4-2E x 1 pc DC4-3E x 1 pc DC4-4E x 1 pc	30194-002	30194-632	○	
SST12-DC4-120	ST12-DC4-120				○	

DC6	Mandrino *Aufnahme* Collet Chuck	Contenuto set - *Inhalt des Sets* - Set contents: Pinza *Spannzange* Collet	Chiave (A) *Schlussel (A)* Spanner (A)	Chiave (B) *Schlussel (B)* Spanner (B)	STOCK	PRICELIST on getooling.com
SST12-DC6-120	ST12-DC6-120	DC6-3E x 1 pc DC6-4E x 1 pc DC6-6E x 1 pc	30194-002	30194-643	○	
SST16-DC6-150	ST16-DC6-150				○	

Chiave (A) *Schlussel (A)* Spanner (A)



CODICE ORDINE *Bestell-Nr.* Order No.
30194-002

Chiave (B) *Schlussel (B)* Spanner (B)

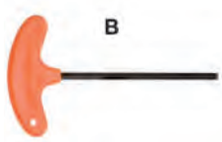

CODICE ORDINE *Bestell-Nr.* Order No.	mm	L
30194-632	3	100
30194-643	4	150
30194-644	4	200

Vite *Schraube* Screw

CODICE ORDINE *Bestell-Nr.* Order No.	Filetto *Gewinde* Thread	L
M4L70	M4	70
M4L85	M4	85
M5L95	M5	95
M5L100	M5	100

Bussola *Schraube* Stop Screw

CODICE ORDINE *Bestell-Nr.* Order No.	Filetto *Gewinde* Thread
OP-M8	M8(L)
OP-M10	M10(L)
OP-M12	M12(L)
OP-M16	M16(L)

Il filetto della bussola è sinistro
Die Gewinde der Schraube ist links
Thread of stop screw is leftward

Estrattore *Auszieher* Stop Nut

CODICE ORDINE *Bestell-Nr.* Order No.	Filetto *Gewinde* Thread
TP-M8	M8(L)
TP-M12	M12(L)

Il filetto della bussola è sinistro
Die Gewinde der Schraube ist links
Thread of stop screw is leftward

● **Disponibile - *Lieferbar* - On stock** ○ A richiesta - *Auf Anfrage* - On request

● **Disponibile - *Lieferbar* - On stock** ○ A richiesta - *Auf Anfrage* - On request

INSERTS



● **Disponibile - *Lieferbar* - On stock** ○ A richiesta - *Auf Anfrage* - On request

INSERTI PER FRESATURA _ *WENDEPLATTEN ZUM FRÄSEN* _ MILLING INSERTS

CODICE ORDINE Bestell-Nr. Order No.	FIGURA Form Figure	(mm) l	d	s	d1	r	DENOMINAZIONE Bezeichnung Designation	NON RIVESTITI Unbeschichte Uncoated k15	P25	P40	RIVESTITI Beschichtet Coated P200	P300	K300	K400	TIN PVD	TIALN PVD
 APMX	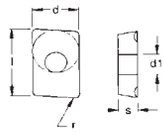	6,3	3,65	2,15	2,05	1	APMX 060210 MPH							●		
APKT... PDTR-K	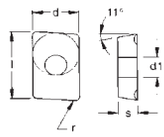	6,4	3,65	2,15	2	0,4	APKT 060204 PDTR-K							●		
APKT... PDER-S	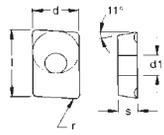	6,4	3,7	2,17	2	0,4	APKT 060204 PDER-S				○	○	○			
		6	3,64	2,15	2,05	2,0	APKT 060220 PDER-S				○	○	○			
		10,5	6,7	3,5	2,8	0,4	APKT 1003 PDER-S				●	●	●			
		17	9,5	5,30	4,5	0,8	APKT 1604 PDER-S				●	●	●			
APKT... PDR-M	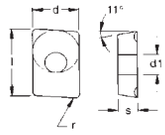	10	6,7	3,5	3,2	0,5	APKT 1003 PDR-M							●		
		16,3	9,5	5,26	4,4	0,9	APKT 1604 PDR-M							●		
APKT... PDFR... ALU	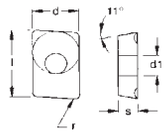	10,5	6,7	3,5	2,8	0,4	APKT 1003 PDFR-R04 ALU	●								
		17	9,45	5,26	4,4	0,4	APKT 1604 PDFR-R04 ALU	●								
		17	9,45	5,26	4,4	0,8	APKT 1604 PDFR-R08 ALU	●								
APPT... MM	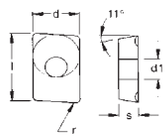	10,5	6,7	3,50	2,8	0,8	APPT 100308 PDSR-MM							●		
		16,5	9,5	5,26	4,5	0,8	APPT 160408 PDSR-MM							●		
APHX... ALU	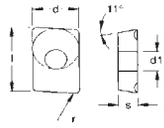	10,3	6,35	3,18	2,8	0,4	APHX 1003 FR-ALU	●								
		17	9,52	4,76	4,4	0,2	APHX 1604 FR-ALU	●								
		16	9,52	4,76	4,4	0,8	APHX 1604 PDR-ALU	●								
APHT...	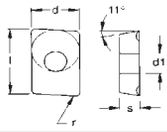	10,3	6,35	3,18	2,8	0,4	APHT 100304	●	●	●					●	●
		16	9,52	4,76	4,4	0,8	APHT 1604 PDR	●	●	●					●	●
RDHT... ALU	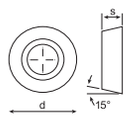	-	5	1,59	-	-	RDHT 0501MOF ALU	●								
		-	7	2,38	-	-	RDHT 0702MOF ALU	●								
		-	10	3,18	-	-	RDHT 1003MOF ALU	●								
		-	12	3,97	-	-	RDHT 12T3MOF ALU	●								
		-	16	4,76	-	-	RDHT 1604MOF ALU	●								

● **Disponibile - *Lieferbar* - On stock** ○ A richiesta - *Auf Anfrage* - On request

INSERTI PER FRESATURA _ *WENDEPLATTEN ZUM FRÄSEN* _ MILLING INSERTS

CODICE ORDINE Bestell-Nr. Order No.	FIGURA Form Figure	(mm) l	d	s	d1	r	DENOMINAZIONE Bezeichnung Designation	NON RIVESTITI Unbeschichte Uncoated k15	P25	P40	RIVESTITI Beschichtet Coated P200	P300	K300	K400	TIN PVD	TIALN PVD
RDKW	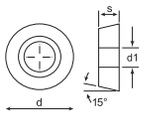	-	5	1,5	2,2	-	RDKW 0501MOS-MP							●		
		-	7	2,38	2,7	-	RDKW 0702MOS-MP							●		
		-	10	3,18	3,9	-	RDKW 1003MOS-MP							●		
		-	12	3,97	3,9	-	RDKW 12T3MOS-MP							●		
		-	16	4,76	5,2	-	RDKW 1604MOS-MP							●		
SDMT... 69	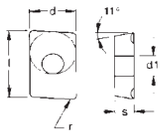	12,7	12,7	5	4,4	0,8	SDMT 1205 PDR.69	●	●	●					●	●
SDHT	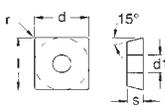	12,7	12,7	4,76	5,5	-	SDHT 1204 AFTN							●		
SEKT	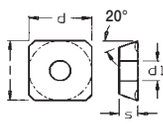	12,7	12,7	4,76	5,5	-	SEKT 1204 AFTN							●		
SEHX 1204 ALU	 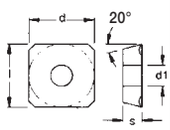	12,7	12,7	4,76	5,5	-	SEHX 1204 ALU	●								
SEKR	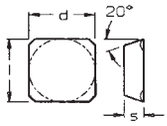	12,7	12,7	3,18	-	-	SEKR 1203 AFTN							●		
SEHX 13T3 ALU	 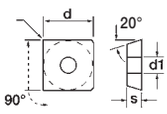	13,4	13,4	3,97	4,1	1,5	SEHX 13T3 ALU	●								
SEHT 13T3	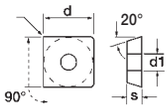	13,4	13,4	3,97	4,1	1,5	SEHT 13T3				●	●	●			
SNHX	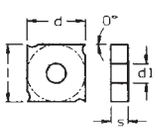	11	11	2,3	4,4	-	SNHX 1102T	●	●						●	●
		11	11	2,7	4,4	-	SNHX 1103T	●	●						●	●
		12,7	12,7	3,2	5	-	SNHX 1203T	●	●						●	●
		12,7	12,7	5,4	5	-	SNHX 1205T	●	●						●	●
SNHX... ALU	 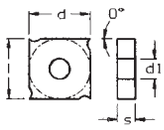	11	11	2,3	4,4	-	SNHX 1102 ALU	●								
		11	11	2,7	4,4	-	SNHX 1103 ALU	●								
		12,7	12,7	3,2	5	-	SNHX 1203 ALU	●								
		12,7	12,7	5,4	5	-	SNHX 1205 ALU	●								

● **Disponibile - *Lieferbar* - On stock** ○ A richiesta - *Auf Anfrage* - On request

INSERTI PER FRESATURA _ *WENDEPLATTEN ZUM FRÄSEN* _ MILLING INSERTS

CODICE ORDINE Bestell-Nr. Order No.	FIGURA Form Figure	(mm) l	d	s	d1	r	DENOMINAZIONE Bezeichnung Designation	NON RIVESTITI Unbeschichte Uncoated k15	P25	P40	RIVESTITI Beschichtet Coated P200	P300	K300	K400	TIN PVD	TIALN PVD
SNEX 1206 ALU	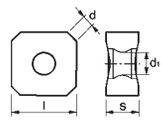	12,7	2,5	6,4	5,2	2,36	SNEX 1206 ANN-MA ALU	●								
SNKX 1206	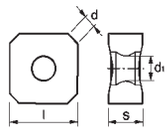	12,7	2,5	6,4	5,2	2,36	SNKX 1206 ANN-MM1							●		
SNMX 1206...MB1	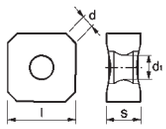	12,7	2,5	6,4	5,2	2,36	SNMX 1206 ANN-MB1				●	●	●			
SNMU	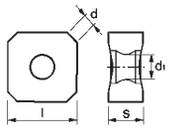	12,7	2,5	6,9	5,4	2,36	SNMU 1206 ANER				●	●	●			
ONMU	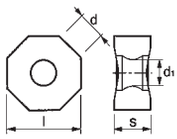	12,7	5,2	6	6	0,8	ONMU 1205 ANN MB				●	●	●			
LNEX...	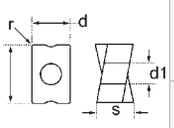	10	6,5	6,5	3,5	0,5	LNEX 100605 PNR-MA ALU	●								
		15	10	10	4,5	0,8	LNEX 151008 PNR-MA ALU	●								
LNKX...	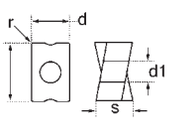	10	6,5	6,5	3,5	0,5	LNKX 100605 PNR-MM							●		
		15	10	10	4,5	0,8	LNKX 151008 PNR-MM							●		
LNMX...MB	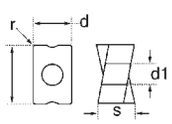	10	6,5	6,5	3,5	0,5	LNMX 100605 PNR-MB				●	●	●			
		15	10	10	4,5	0,8	LNMX 151008 PNR-MB				●	●	●			
SPMT	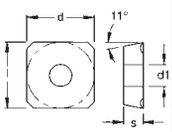	6,35	6,35	3,18	2,8	0,4	SPMT 060304							●		
		9,52	9,52	3,97	4,5	0,8	SPMT 09T308							●		
		12,7	12,7	4,76	5,5	0,8	SPMT 120408							●		

● **Disponibile - *Lieferbar* - On stock** ○ A richiesta - *Auf Anfrage* - On request

INSERTI PER FRESATURA _ *WENDEPLATTEN ZUM FRÄSEN* _ MILLING INSERTS

CODICE ORDINE Bestell-Nr. Order No.	FIGURA Form Figure	(mm) l	d	s	d1	r	DENOMINAZIONE Bezeichnung Designation	NON RIVESTITI Unbeschichte Uncoated k15	P25	P40	RIVESTITI Beschichtet Coated P200	P300	K300	K400	TIN PVD	TIALN PVD
 SPGT... ALU	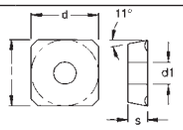	6,35	6,35	3,18	2,8	0,4	SPGT 060304 ALU	●								
		9,52	9,52	3,97	4,5	0,8	SPGT 09T308 ALU	●								
		12,7	12,7	4,76	5,5	0,8	SPGT 120408 ALU	●								
SEEX	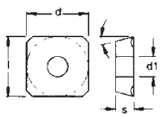	12,25	12,25	5,25	4,8	0,8	SEEX 12T408								●	
TCMX	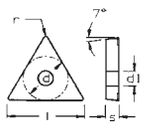	16,5	9,52	3,97	4,4	0,4	TCMX 16T3 ZR								●	
TCMX	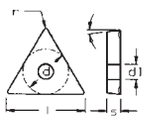	16,5	9,52	3,97	4,4	0,8	TCMX 16T308 ZR									●
TCGX	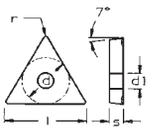	16,5	9,52	3,97	4,4	0,4	TCGX 163504							●		
XNEX...	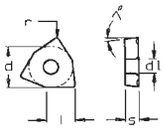	7,5	12,5	6,56	4,6	1,0	XNEX 080610-HF							●		
WNEU 04...	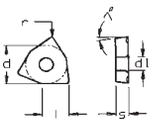	4	6,7	3,3	3,2	0,4	WNEU 040304-MB				●	●	●			
		4	6,7	3,3	3,2	0,8	WNEU 040308-MB				●	●	●			
WNEU 08... MB	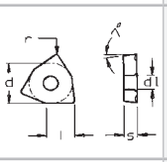	7,5	12,5	6,56	4,6	0,8	WNEU 080608-MB				●	●	●	●		
WNEU 08... MB	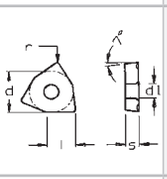	8	12,7	6,55	4,6	1,2	WNEU 080612-MB				○	○	○			
WNMU 08... MB	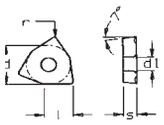	7,5	12,5	6,56	4,6	0,8	WNMU 080608-MB							●		
 WNEX	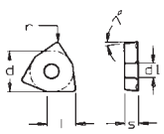	7,5	12,5	6,56	4,5	0,8	WNEX 080608-ALU	●								

● **Disponibile - *Lieferbar* - On stock** ○ A richiesta - *Auf Anfrage* - On request

CODICE ORDINE Bestell-Nr. Order No.	FIGURA Form Figure	(mm) l	d	s	d1	r	DENOMINAZIONE Bezeichnung Designation	NON RIVESTITI Unbeschichte Uncoated k15	P25	P40	RIVESTITI Beschichtet Coated P200	P300	K300	K400	TIN PVD	TIALN PVD	CERMET X99	X55
	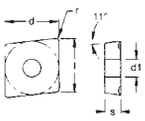	5,6	5,56	1,98	2,5	0,4	CPMT 05T104						●					
		5,6	5,56	1,98	2,5	0,2	CPMT 05T102 EN-PM1							●				
		5,6	5,56	1,98	2,5	0,2	CPMT 05T102 EN-PS2				○							
		5,6	5,56	1,98	2,5	0,4	CPMT 05T104 EN-PM1							●				
CPMT MINI		5,6	5,56	1,98	2,5	0,4	CPMT 05T104 EN-PS2				○							
	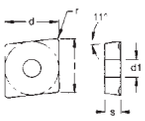	5,6	5,56	1,98	2,5	0,2	CPGT 05T102 FN-ALU	●										
CPGT... ALU MINI		5,6	5,56	1,98	2,5	0,4	CPGT 05T104 FN-ALU	●										
	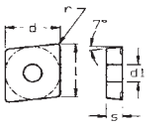	6,4	6,35	2,38	2,8	0,2	CCMT 060202							●				
		6,4	6,35	2,38	2,8	0,4	CCMT 060204							●				
		9,7	9,52	3,97	4,4	0,4	CCMT 09T304							●				
		9,7	9,52	3,97	4,4	0,8	CCMT 09T308							●				
		12,9	12,7	4,76	5,5	0,4	CCMT 120404							●				
CCMT		12,9	12,7	4,76	5,5	0,8	CCMT 120408							●				
	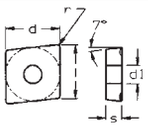	3,3	3,35	1,4	2,3	0,2	CCGT 030102 FN							●				
CCGT MINI																		
	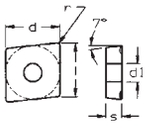	6,4	6,35	2,38	2,8	0,2	CCGT 060202-ALU	●										
		6,4	6,35	2,38	2,8	0,4	CCGT 060204-ALU	●										
		9,7	9,52	3,97	4,4	0,2	CCGT 09T302-ALU	●										
		9,7	9,52	3,97	4,4	0,4	CCGT 09T304-ALU	●										
		9,7	9,52	3,97	4,4	0,8	CCGT 09T308-ALU	●										
		12,9	12,7	4,76	5,5	0,2	CCGT 120402 ALU	●										
		12,9	12,7	4,76	5,5	0,4	CCGT 120404 ALU	●										
CCGT... ALU		12,9	12,7	4,76	5,5	0,8	CCGT 120408 ALU	●										
	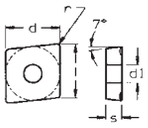	4,03	3,97	1	2,1	0,1	CDGT 040101 FN-ALU	●										
		4,03	3,97	1	2,1	0,2	CDGT 040102 FN-ALU	●										
		4,03	3,97	1	2,1	0,4	CDGT 040104 FN-ALU	●										
		4,03	3,97	1	2,1	0,2	CDGT 040102 FN							●				
CDGT MINI		4,03	3,97	1	2,1	0,4	CDGT 040104 FN							●				
	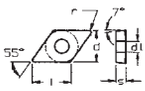	3,78	3,1	1,2	1,7	0,2	DCGT 04T002 FN-ALU	●										
DCGT...ALU MINI																		
	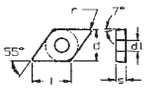	3,78	3,1	1,2	1,7	0,2	DCGT 04T002 EN-PM1							●				
DCGT...PM1 MINI																		
	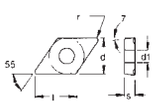	7,75	6,35	2,38	2,8	0,2	DCMT 070202							●				
		7,75	6,35	2,38	2,8	0,4	DCMT 070204							●				
		11,6	9,52	3,97	4,4	0,2	DCMT 11T302							●				
		11,6	9,52	3,97	4,4	0,4	DCMT 11T304							●				
DCMT		11,6	9,52	3,97	4,4	0,8	DCMT 11T308							●				
	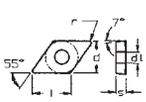	7,75	6,35	2,38	2,8	0,2	DCGT 070202-ALU	●										
		7,75	6,35	2,38	2,8	0,4	DCGT 070204 -ALU	●										
		11,6	9,52	3,97	4,4	0,2	DCGT 11T302-ALU	●										
		11,6	9,52	3,97	4,4	0,4	DCGT 11T304-ALU	●										
DCGT... ALU		11,6	9,52	3,97	4,4	0,8	DCGT 11T308-ALU	●										

● **Disponibile - *Lieferbar* - On stock** ○ A richiesta - *Auf Anfrage* - On request

INSERTI PER TORNITURA
WENDEPLATTEN ZUM DREHEN _ TURNING INSERTS

CODICE ORDINE Bestell-Nr. Order No.	FIGURA Form Figure	(mm) l	d	s	d1	r	DENOMINAZIONE Bezeichnung Designation	NON RIVESTITI Unbeschichte Uncoated k15	P25	P40	RIVESTITI Beschichtet Coated P200	P300	K300	K400	TIN PVD	TIALN PVD	CERMET X99	X55
SCMT	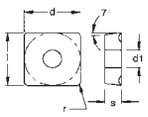	6,35	6,35	2,38	2,8	0,4	SCMT 060204							●				
		9,52	9,52	3,97	4,4	0,8	SCMT 09T308							●				
		12,7	12,7	4,76	5,5	0,8	SCMT120408							●				
SCGT... ALU	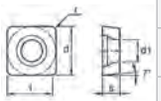	9,525	9,525	3,97	4,4	0,4	SCGT 09T304-ALU	●										
		9,525	9,525	3,97	4,4	0,8	SCGT 09T308-ALU	●										
		12,7	12,7	4,76	5,5	0,8	SCGT 120408-ALU	●										
 TCMT	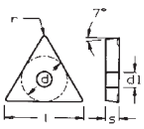	8,2	4,76	2,38	2,3	0,4	TCMT 080204							●				
		11	6,35	2,38	2,8	0,2	TCMT 110202							●				
		11	6,35	2,38	2,6	0,4	TCMT 110204							●				
		16	9,52	3,97	4,4	0,4	TCMT 16T304							●				
		18	9,52	3,97	4,4	0,8	TCMT 16T308							●				
TCGT... ALU	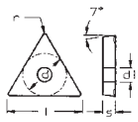	11	6,35	2,38	2,8	0,2	TCGT 110202-ALU	●										
		11	6,35	2,38	2,8	0,4	TCGT 110204-ALU	●										
		16,5	9,52	3,97	4,4	0,4	TCGT 16T304-ALU	●										
		16,5	9,52	3,97	4,4	0,8	TCGT 16T308 -ALU	●										
VBMT	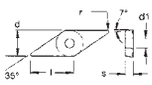	11,1	6,35	3,18	2,9	0,4	VBMT 110304							●				
		16,6	9,52	4,76	4,4	0,4	VBMT 160404							●				
		16,6	9,52	4,76	4,4	0,8	VBMT 160408							●				
VCGT...EN-PM1 MINI	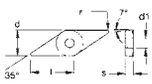	5,40	3,10	1,59	1,7	0,1	VCGT 050101 EN-PM1							○				
		5,40	3,10	1,59	1,7	0,2	VCGT 050102 EN-PM1							●				
 VCMT...EN-PM1 MINI	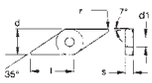	6,92	3,97	2,38	2,2	0,2	VCMT 070202 EN-PM1							●				
		6,92	3,97	2,38	2,2	0,4	VCMT 070204 EN-PM1							●				
VCMT	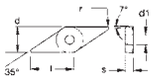	11,1	6,35	3,18	2,9	0,4	VCMT 110304							●				
		16,6	9,52	4,76	4,4	0,4	VCMT 160404							●				
		16,6	9,52	4,76	4,4	0,8	VCMT 160408							●				
VCGT...FN-ALU MINI	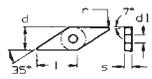	5,40	3,10	1,59	1,7	0,2	VCGT 050102 FN-ALU	●										
		6,92	3,97	2,38	2,2	0,1	VCGT 070201 FN-ALU	●										
		6,92	3,97	2,38	2,2	0,2	VCGT 070202 FN-ALU	●										
		6,92	3,97	2,38	2,2	0,4	VCGT 070204 FN-ALU	●										
VCGT... ALU	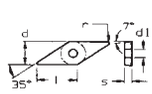	11,1	6,35	3,18	2,9	0,2	VCGT 110302-ALU	●										
		11,1	6,35	3,18	2,9	0,4	VCGT 110304-ALU	●										
		11,1	6,35	3,18	2,9	0,8	VCGT 110308-ALU	●										
		16,6	9,52	4,76	4,4	0,4	VCGT 160404-ALU	●										
		16,6	9,52	4,76	4,4	0,8	VCGT 160408-ALU	●										
WCGT...ALU MINI	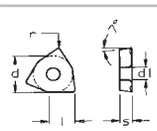	2,7	3,97	1,59	2,2	0,1	WCGT 020101 FN-ALU	●										
		2,7	3,97	1,59	2,2	0,2	WCGT 020102 FN-ALU	●										
WCMT MINI	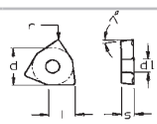	2,7	3,97	1,59	2,2	0,2	WCMT 020102											●
		2,7	3,97	1,59	2,2	0,4	WCMT 020104											●

● **Disponibile - *Lieferbar* - On stock** ○ A richiesta - *Auf Anfrage* - On request

INSERTI PER FORATURA
WENDEPLATTEN ZUM BOHREN _DRILLING INSERTS

CODICE ORDINE Bestell-Nr. Order No.	FIGURA Form Figure	(mm) l	d	s	d1	r	DENOMINAZIONE Bezeichnung Designation	NON RIVESTITI Unbeschichte Uncoated k15	P25	P40	RIVESTITI Beschichtet Coated P200	P300	K300	K400	TIN PVD	TIALN PVD
		4,0	6,35	1,59	2,25	0,2	WCHX 040102FN-BAL LW610	●								
		4,0	6,35	1,59	2,25	0,4	WCHX 040104FN-BAL LW610	●								
		5,0	7,93	1,98	2,80	0,2	WCHX 05T102FN-BAL LW610	●								
		5,0	7,93	1,98	2,80	0,4	WCHX 05T104FN-BAL LW610	●								
		5,5	8,93	2,38	2,80	0,2	WCHX 060202FN-BAL LW610	●								
		5,5	8,93	2,38	2,80	0,4	WCHX 060204FN-BAL LW610	●								
		7,5	12,00	3,18	3,40	0,4	WCHX 070304FN-BAL LW610	●								
		7,5	12,00	3,18	3,40	0,8	WCHX 070308FN-BAL LW610	●								
		9,0	14,29	3,18	4,40	0,4	WCHX 090304FN-BAL LW610	●								
		9,0	14,29	3,18	4,40	0,8	WCHX 090308FN-BAL LW610	●								
		10,0	15,87	3,97	5,90	0,4	WCHX 10T304FN-BAL LW610	●								
		10,0	15,87	3,97	5,90	0,8	WCHX 10T308FN-BAL LW610	●								
WCHX... LW610		13,0	21,00	5,56	7,00	0,8	WCHX 130508FN-BAL LW610	●								
		4,0	6,35	1,59	2,25	0,2	WCHX 040102EN-BFM LCP25T							●		
		4,0	6,35	1,59	2,25	0,4	WCHX 040104EN-BFM LCP25T							●		
		5,0	7,93	1,98	2,80	0,2	WCHX 05T102EN-BFM LCP25T							●		
		5,0	7,93	1,98	2,80	0,4	WCHX 05T104EN-BFM LCP25T							●		
		5,5	8,37	2,38	2,80	0,2	WCHX 060202EN-BFM LCP25T							●		
		5,5	8,37	2,38	2,80	0,4	WCHX 060204EN-BFM LCP25T							●		
		7,5	12,00	3,18	3,40	0,4	WCHX 070304EN-BFM LCP25T							●		
		7,5	12,00	3,18	3,40	0,8	WCHX 070308EN-BFM LCP25T							●		
		9,0	14,29	3,18	4,40	0,4	WCHX 090304EN-BFM LCP25T							●		
		9,0	14,29	3,18	4,40	0,8	WCHX 090308EN-BFM LCP25T							●		
		10,0	15,87	3,97	5,90	0,4	WCHX 10T304EN-BFM LCP25T							●		
		10,0	15,87	3,97	5,90	0,8	WCHX 10T308EN-BFM LCP25T							●		
WCHX... LCP25T		13,0	21,00	5,56	7,00	0,8	WCHX 130508EN-BFM LCP25T							●		
		4,0	6,35	1,59	2,25	0,2	WCHX 040102EN-BFM LCM45T					●				
		4,0	6,35	1,59	2,25	0,4	WCHX 040104EN-BFM LCM45T					●				
		5,0	7,93	1,98	2,80	0,2	WCHX 05T102EN-BFM LCM45T					●				
		5,0	7,93	1,98	2,80	0,4	WCHX 05T104EN-BFM LCM45T					●				
		5,5	8,93	2,38	2,80	0,2	WCHX 060202EN-BFM LCM45T					●				
		5,5	8,93	2,38	2,80	0,4	WCHX 060204EN-BFM LCM45T					●				
		7,5	12,00	3,18	3,40	0,4	WCHX 070304EN-BFM LCM45T					●				
		7,5	12,00	3,18	3,40	0,8	WCHX 070308EN-BFM LCM45T					●				
		9,0	14,29	3,18	4,40	0,4	WCHX 090304EN-BFM LCM45T					●				
		9,0	14,29	3,18	4,40	0,8	WCHX 090308EN-BFM LCM45T					●				
		10,0	15,87	3,97	5,90	0,4	WCHX 10T304EN-BFM LCM45T					●				
		10,0	15,87	3,97	5,90	0,8	WCHX 10T308EN-BFM LCM45T					●				
WCHX... LCM45T		13,0	21,00	5,56	7,00	0,8	WCHX 130508EN-BFM LCM45T					●				
		4,6	4,2	2,1	2,6	0,4	XPMT 042004					●	○			
		5,5	5,0	2,9	2,9	0,4	XPMT 052804					●	○			
		6,6	6,0	3,5	3,4	0,6	XPMT 063306					●	○			
		8,3	7,5	4,2	3,9	0,6	XPMT 074006					●	○			
		10,6	9,6	4,7	5,7	0,8	XPMT 094508					●	○			
		13,6	12,4	6,0	7,5	1,2	XPMT 125812					●	○			
XPMT...		16,7	15,2	7,0	9,5	1,2	XPMT 156812					●	○			
		4,6	4,2	2,1	2,6	0,4	XPMT 042004 ALU	○								
		5,5	5,0	2,9	2,9	0,4	XPMT 052804 ALU	○								
		6,6	6,0	3,5	3,4	0,6	XPMT 063306 ALU	○								
		8,3	7,5	4,2	3,9	0,6	XPMT 074006 ALU	○								
		10,6	9,6	4,7	5,7	0,8	XPMT 094508 ALU	○								
		13,6	12,4	6,0	7,5	1,2	XPMT 125812 ALU	○								
XPMT... ALU		16,7	15,2	7,0	9,5	1,2	XPMT 156812 ALU	○								

● **Disponibile - *Lieferbar* - On stock** ○ A richiesta - *Auf Anfrage* - On request

INSERTI CBN/PKD _ *CBN/PKD WENDEPLATTEN_* CBN/PKD INSERTS

CODICE ORDINE Bestell-Nr. Order No.	(mm)					DENOMINAZIONE Bezeichnung Designation	NON RIVESTITI Unbeschichte Uncoated			RIVESTITI Beschichtet Coated						CERMET	
	l	d	s	d1	r		k15	P25	P40	P200	P300	K300	K400	TIN PVD	TIALN PVD	CBN	PKD
 **CDGW MINI**	--	--	--	--	--	CDGW 040101 FN CVD 2P											○
	--	--	--	--	--	CDGW 040101 H65-2C										○	
DCGW MINI	--	--	--	--	--	DCGW 04T001 FN CVD 2P											○
	--	--	--	--	--	DCGW 04T001 H65-2C										○	
VCGW MINI	--	--	--	--	--	VCGW 050101 FN CVD 2P											○
	--	--	--	--	--	VCGW 050101 H65-2C										○	
WCGW MINI	--	--	--	--	--	WCGW 020101 FN CVD 3P											○
	--	--	--	--	--	WCGW 020101 H65-3C										○	

● **Disponibile - *Lieferbar* - On stock** ○ A richiesta - *Auf Anfrage* - On request

CODICE ORDINE Bestell-Nr. Order No.	FIGURA Form Figure	(mm) l	d	s	d1	r	DENOMINAZIONE Bezeichnung Designation	NON RIVESTITI Unbeschichte Uncoated k15	P25	P40	RIVESTITI Beschichtet Coated P200	P300	K300	K400	TIN PVD	TIALN PVD	CERMET X99	X55
C22... GUX	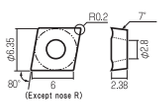	6,0	6,35	2,38	2,8	0,2	C22 GUX NK2020		o									
		6,0	6,35	2,38	2,8	0,2	C22 GUX NK5050								o			
C32... GUX	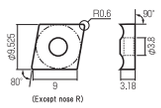	9,0	9,525	3,18	3,8	0,6	C32 GUX NK2020		o									
		9,0	9,525	3,18	3,8	0,6	C32 GUX NK5050								o			
 DCET 11X304	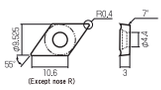	10,6	9,525	3,0	4,4	0,4	DCET 11X304								o			
T32GSR	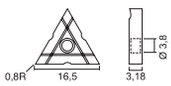	16,5	9,525	3,18	3,8	0,4	T32GSR-1R NK2020		o							o		
		16,5	9,525	3,18	3,8	0,4	T32GSR-2R NK2020		o							o		
		16,5	9,525	3,18	3,8	0,4	T32GSR-3R NK2020		o							o		
N43GXR8	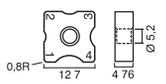	12,7	12,7	4,76	5,2	0,8	N43GXR8-1R NK2020		●							o		
		12,7	12,7	4,76	5,2	0,8	N43GXR8-2R NK2020		●							o		
		12,7	12,7	4,76	5,2	0,8	N43GXR8-3R NK2020		●							o		
		12,7	12,7	4,76	5,2	0,8	N43GXR8-4R NK2020		●							o		
		12,7	12,7	4,76	5,2	0,8	N43GXR8-5R NK2020		●							o		
		12,7	12,7	4,76	5,2	0,8	N43GXR8-1-2-3-4 NK2020		●							o		
N54GCR	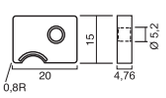	15/20	15/20	4,76	5,2	0,8	N54GCR-5R NK2020		o							o		
		15/20	15/20	4,5	5,2	0,8	N54GCR-6R NK2020		o							o		
		15/20	15/20	4,5	5,2	0,8	N54GCR-7R NK2020		o							o		
		15/20	15/20	4,76	5,2	0,8	N54GCR-8R NK2020		o							o		
		15/20	15/20	4,5	5,2	0,8	N54GCR-9R NK2020		o							o		
		15/20	15/20	4,76	5,2	0,8	N54GCR-10R NK2020		o							o		
TM32 GUR	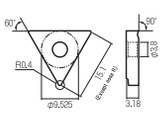	15,1	9,525	3,18	3,8	0,4	TM32 GUR HSS		o									
 TM32 GSR	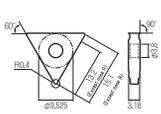	13,2	9,525	3,18	3,8	0,4	TM32 GSR HSS		o							o		
TXMT	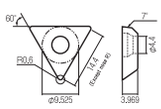	6,543	4,762	2,381	2,3	0,6	TXMT 080206	o								o		
		8,925	6,35	3,175	2,8	0,6	TXMT 110306	o								o		
		14,4	9,525	3,969	4,4	0,6	TXMT 16T306	o								o		
		25,0	15,875	5,556	5,5	0,6	TXMT 270506	o								o		

● **Disponibile - *Lieferbar* - On stock** o A richiesta - *Auf Anfrage* - On request

● **Disponibile - *Lieferbar* - On stock** ○ A richiesta - *Auf Anfrage* - On request

SPEED TIGER

● **Disponibile - *Lieferbar* - On stock** ○ A richiesta - *Auf Anfrage* - On request

SQUARE SERIES-LONG NECK-2 FLUTES

- Micro Grain Carbide
- WC=90 Co=10 HV30=1571 Rupture=3750N/mm² Grain Size=0.6 µm

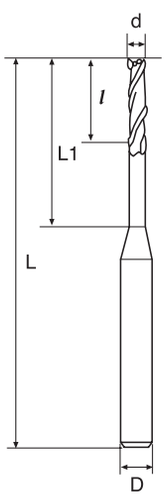

LNT	Diameter d	Flute Length l	Efficient Length L1	Full Length L	Shank Diameter D	Flutes Z	KG	STOCK	PRICELIST on getooling.com
LNT05022 AlTiN	0.5	0.75	2	50	4	2	0,010	●	
LNT05042 AlTiN	0.5	0.75	4	50	4	2	0,010	●	
LNT05062 AlTiN	0.5	0.75	6	50	4	2	0,010	●	
LNT06022 AlTiN	0.6	0.9	2	50	4	2	0,010	●	
LNT06042 AlTiN	0.6	0.9	4	50	4	2	0,010	●	
LNT06062 AlTiN	0.6	0.9	6	50	4	2	0,010	●	
LNT07042 AlTiN	0.7	1.1	4	50	4	2	0,010	●	
LNT07062 AlTiN	0.7	1.1	6	50	4	2	0,010	●	
LNT08042 AlTiN	0.8	1.2	4	50	4	2	0,010	●	
LNT08062 AlTiN	0.8	1.2	6	50	4	2	0,010	●	
LNT08082 AlTiN	0.8	1.2	8	50	4	2	0,010	●	
LNT09062 AlTiN	0.9	1.4	6	50	4	2	0,010	●	
LNT09082 AlTiN	0.9	1.4	8	50	4	2	0,010	●	
LNT09102 AlTiN	0.9	1.4	10	50	4	2	0,010	●	
LNT10062 AlTiN	1	1.5	6	50	4	2	0,010	●	
LNT10082 AlTiN	1	1.5	8	50	4	2	0,010	●	
LNT10102 AlTiN	1	1.5	10	50	4	2	0,010	●	
LNT10122 AlTiN	1	1.5	12	50	4	2	0,010	●	
LNT10162 AlTiN	1	1.5	16	50	4	2	0,010	●	
LNT12062 AlTiN	1.2	1.8	6	50	4	2	0,010	●	
LNT12082 AlTiN	1.2	1.8	8	50	4	2	0,010	●	
LNT12102 AlTiN	1.2	1.8	10	50	4	2	0,010	●	
LNT12122 AlTiN	1.2	1.8	12	50	4	2	0,010	●	
LNT14062 AlTiN	1.4	2.1	6	50	4	2	0,010	●	
LNT14102 AlTiN	1.4	2.1	10	50	4	2	0,010	●	
LNT14162 AlTiN	1.4	2.1	16	50	4	2	0,010	●	
LNT15062 AlTiN	1.5	2.3	6	50	4	2	0,010	●	
LNT15082 AlTiN	1.5	2.3	8	50	4	2	0,010	●	
LNT15102 AlTiN	1.5	2.3	10	50	4	2	0,010	●	
LNT15122 AlTiN	1.5	2.3	12	50	4	2	0,010	●	
LNT15142 AlTiN	1.5	2.3	14	50	4	2	0,010	●	
LNT15162 AlTiN	1.5	2.3	16	50	4	2	0,010	●	
LNT15182 AlTiN	1.5	2.3	18	50	4	2	0,010	●	
LNT15202 AlTiN	1.5	2.3	20	50	4	2	0,010	●	
LNT16062 AlTiN	1.6	2.4	6	50	4	2	0,010	●	
LNT16082 AlTiN	1.6	2.4	8	50	4	2	0,010	●	
LNT16102 AlTiN	1.6	2.4	10	50	4	2	0,010	●	
LNT16122 AlTiN	1.6	2.4	12	50	4	2	0,010	●	

Application: ■ Recommend ☐ Suitable x Not Recommend

Carbon steel, Alloy steel	Pre-harden steel ~45HRC	High-hardened ~50HRC	~55HRC	~60HRC	~65HRC	Stainless steel	Copper alloy	Aluminun alloy
☐	■	■	☐	-	-	☐	-	-

● **Disponibile - *Lieferbar* - On stock** ○ A richiesta - *Auf Anfrage* - On request

SQUARE SERIES-LONG NECK-2 FLUTES

- Micro Grain Carbide
- WC=90 Co=10 HV30=1571 Rupture=3750N/mm² Grain Size=0.6 µm

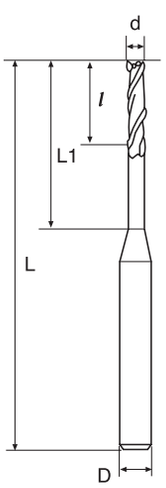

LNT	Diameter d	Flute Length l	Efficient Length L1	Full Length L	Shank Diameter D	Flutes Z	KG	STOCK	PRICELIST on getooling.com
LNT16142 AlTiN	1.6	2.4	14	50	4	2	0,010	●	
LNT16162 AlTiN	1.6	2.4	16	50	4	2	0,010	●	
LNT16182 AlTiN	1.6	2.4	18	50	4	2	0,010	●	
LNT18082 AlTiN	1.8	2.7	8	50	4	2	0,010	●	
LNT18142 AlTiN	1.8	2.7	14	50	4	2	0,010	●	
LNT18202 AlTiN	1.8	2.7	20	50	4	2	0,010	●	
LNT20062 AlTiN	2	3	6	50	4	2	0,010	●	
LNT20082 AlTiN	2	3	8	50	4	2	0,010	●	
LNT20102 AlTiN	2	3	10	50	4	2	0,010	●	
LNT20122 AlTiN	2	3	12	50	4	2	0,010	●	
LNT20142 AlTiN	2	3	14	50	4	2	0,010	●	
LNT20162 AlTiN	2	3	16	50	4	2	0,010	●	
LNT20182 AlTiN	2	3	18	50	4	2	0,010	●	
LNT20202 AlTiN	2	3	20	50	4	2	0,010	●	
LNT25082 AlTiN	2.5	4	8	50	4	2	0,010	●	
LNT25102 AlTiN	2.5	4	10	50	4	2	0,010	●	
LNT25122 AlTiN	2.5	4	12	50	4	2	0,010	●	
LNT25142 AlTiN	2.5	4	14	50	4	2	0,010	●	
LNT25162 AlTiN	2.5	4	16	50	4	2	0,010	●	
LNT25202 AlTiN	2.5	4	20	50	4	2	0,010	●	
LNT30082 AlTiN	3	4.5	8	50	6	2	0,020	●	
LNT30102 AlTiN	3	4.5	10	50	6	2	0,020	●	
LNT30122 AlTiN	3	4.5	12	50	6	2	0,020	●	
LNT30162 AlTiN	3	4.5	16	60	6	2	0,020	●	
LNT30202 AlTiN	3	4.5	20	60	6	2	0,020	●	
LNT30252 AlTiN	3	4.5	25	75	6	2	0,020	●	
LNT35122 AlTiN	3.5	6	12	50	6	2	0,020	●	
LNT35162 AlTiN	3.5	6	16	60	6	2	0,020	●	
LNT35202 AlTiN	3.5	6	20	75	6	2	0,020	●	
LNT35252 AlTiN	3.5	6	25	75	6	2	0,020	●	
LNT35302 AlTiN	3.5	6	30	75	6	2	0,020	●	
LNT40122 AlTiN	4	6	12	50	6	2	0,020	●	
LNT40162 AlTiN	4	6	16	60	6	2	0,020	●	
LNT40202 AlTiN	4	6	20	75	6	2	0,020	●	
LNT40252 AlTiN	4	6	25	75	6	2	0,020	●	
LNT40302 AlTiN	4	6	30	75	6	2	0,020	●	
LNT40352 AlTiN	4	6	35	75	6	2	0,020	●	

Application: ■ Recommend □ Suitable x Not Recommend

Carbon steel, Alloy steel	Pre-harden steel ~45HRC	High-hardened ~50HRC	~55HRC	~60HRC	~65HRC	Stainless steel	Copper alloy	Aluminun alloy
□	■	■	□	-	-	□	-	-

● Disponibile - *Lieferbar* - On stock ○ A richiesta - *Auf Anfrage* - On request

SQUARE SERIES- 2 FLUTES

- Micro Grain Carbide
- WC=90 Co=10 HV30=1571 Rupture=3750N/mm² Grain Size=0.6 m

PLUS | 600 Nano | HRC ▶55 | 35° | TiSiN

HRC ▲40 | HRC ▲45 | HRC ▲50 | HRC ▲55 | HRC ▲60 | HRC ▲65

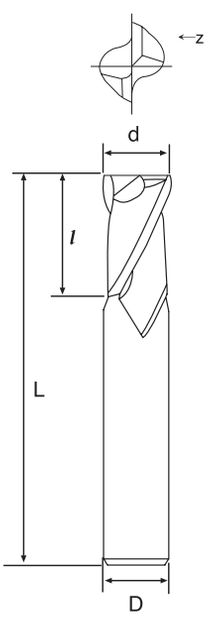

SSE MSE SE	Diameter d	Flute Length l	Full Length L	Shank Diameter D	Flutes Z	KG	STOCK	PRICELIST on getooling.com
SSE0102 TiSiN	1	3	50	3	2	0,020	○	
MSE0102 TiSiN	1	3	50	4	2	0,020	●	
SSE0152 TiSiN	1.5	4	50	3	2	0,020	○	
MSE0152 TiSiN	1.5	4	50	4	2	0,020	●	
SSE0202 TiSiN	2	6	50	3	2	0,020	○	
MSE0202 TiSiN	2	6	50	4	2	0,020	●	
SSE0252 TiSiN	2.5	8	50	3	2	0,020	○	
MSE0252 TiSiN	2.5	8	50	4	2	0,020	●	
SSE0302 TiSiN	3	8	50	3	2	0,020	○	
MSE0302 TiSiN	3	8	50	4	2	0,020	●	
MSE0352 TiSiN	3.5	10	50	4	2	0,020	●	
MSE0402 TiSiN	4	11	50	4	2	0,020	●	
SE0102 TiSiN	1	3	50	6	2	0,020	●	
SE0152 TiSiN	1.5	4	50	6	2	0,020	●	
SE0202 TiSiN	2	6	50	6	2	0,020	●	
SE0252 TiSiN	2.5	8	50	6	2	0,020	●	
SE0302 TiSiN	3	8	50	6	2	0,020	●	
SE0352 TiSiN	3.5	10	50	6	2	0,020	●	
SE0402 TiSiN	4	11	50	6	2	0,020	●	
SE0452 TiSiN	4.5	13	50	6	2	0,020	●	
SE0502 TiSiN	5	13	50	6	2	0,020	●	
SE0552 TiSiN	5.5	13	50	6	2	0,020	●	
SE0602 TiSiN	6	16	50	6	2	0,020	●	
SE0652 TiSiN	6.5	16	60	8	2	0,040	●	
SE0702 TiSiN	7	16	60	8	2	0,040	●	
SE0752 TiSiN	7.5	19	60	8	2	0,040	●	
SE0802 TiSiN	8	20	60	8	2	0,040	●	
SE0852 TiSiN	8.5	20	75	10	2	0,080	●	
SE0902 TiSiN	9	20	75	10	2	0,080	●	
SE0952 TiSiN	9.5	25	75	10	2	0,080	●	
SE1002 TiSiN	10	25	75	10	2	0,080	●	
SE1052 TiSiN	10.5	25	75	12	2	0,100	●	
SE1102 TiSiN	11	30	75	12	2	0,110	●	
SE1152 TiSiN	11.5	30	75	12	2	0,110	●	
SE1202 TiSiN	12	32	75	12	2	0,110	●	
SE1402 TiSiN	14	40	100	16	2	0,240	●	
SE1602 TiSiN	16	40	100	16	2	0,290	●	
SE1802 TiSiN	18	45	100	20	2	0,360	●	
SE2002 TiSiN	20	45	100	20	2	0,390	●	

Application: ■ Recommend ☐ Suitable x Not Recommend

Carbon steel, Alloy steel	Pre-harden steel ~45HRC	High-hardened ~50HRC	~55HRC	~60HRC	~65HRC	Stainless steel	Copper alloy	Aluminun alloy
☐	■	■	☐	-	-	☐	-	-

● **Disponibile - *Lieferbar* - On stock** ○ A richiesta - *Auf Anfrage* - On request

SQUARE SERIES-4 FLUTES

- Micro Grain Carbide
- WC=90 Co=10 HV30=1571 Rupture=3750N/mm² Grain Size=0.6

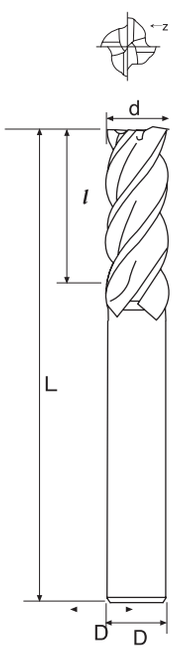

SSE MSE SE	Diameter d	Flute Length l	Full Length L	Shank Diameter D	Flutes Z	KG	STOCK	PRICELIST on getooling.com
SSE0104 TiSiN	1	3	50	3	4	0,020	○	
MSE0104 TiSiN	1	3	50	4	4	0,020	●	
SSE0154 TiSiN	1.5	4	50	3	4	0,020	○	
MSE0154 TiSiN	1.5	4	50	4	4	0,020	●	
SSE0204 TiSiN	2	6	50	3	4	0,020	○	
MSE0204 TiSiN	2	6	50	4	4	0,020	●	
SSE0254 TiSiN	2.5	8	50	3	4	0,020	○	
MSE0254 TiSiN	2.5	8	50	4	4	0,020	●	
SSE0304 TiSiN	3	8	50	3	4	0,020	○	
MSE0304 TiSiN	3	8	50	4	4	0,020	●	
MSE0354 TiSiN	3.5	10	50	4	4	0,020	●	
MSE0404 TiSiN	4	11	50	4	4	0,020	●	
SE0104 TiSiN	1	3	50	6	4	0,020	●	
SE0154 TiSiN	1.5	4	50	6	4	0,020	●	
SE0204 TiSiN	2	6	50	6	4	0,020	●	
SE0254 TiSiN	2.5	8	50	6	4	0,020	●	
SE0304 TiSiN	3	8	50	6	4	0,020	●	
SE0354 TiSiN	3.5	10	50	6	4	0,020	●	
SE0404 TiSiN	4	11	50	6	4	0,020	●	
SE0454 TiSiN	4.5	13	50	6	4	0,020	●	
SE0504 TiSiN	5	13	50	6	4	0,020	●	
SE0554 TiSiN	5.5	13	50	6	4	0,020	●	
SE0604 TiSiN	6	16	50	6	4	0,040	●	
SE0654 TiSiN	6.5	16	60	8	4	0,040	●	
SE0704 TiSiN	7	16	60	8	4	0,040	●	
SE0754 TiSiN	7.5	19	60	8	4	0,040	●	
SE0804 TiSiN	8	20	60	8	4	0,040	●	
SE0854 TiSiN	8.5	20	75	10	4	0,080	●	
SE0904 TiSiN	9	20	75	10	4	0,080	●	
SE0954 TiSiN	9.5	25	75	10	4	0,080	●	
SE1004 TiSiN	10	30	75	10	4	0,080	●	
SE1054 TiSiN	10.5	30	75	12	4	0,100	●	
SE1104 TiSiN	11	30	75	12	4	0,110	●	
SE1154 TiSiN	11.5	30	75	12	4	0,110	●	
SE1204 TiSiN	12	32	75	12	4	0,110	●	
SE1404 TiSiN	14	40	100	16	4	0,240	●	
SE1604 TiSiN	16	40	100	16	4	0,290	●	
SE1804 TiSiN	18	45	100	20	4	0,360	●	
SE2004 TiSiN	20	45	100	20	4	0,390	●	

Application: ■ Recommend □ Suitable x Not Recommend

Carbon steel, Alloy steel	Pre-harden steel ~45HRC	High-hardened ~50HRC	~55HRC	~60HRC	~65HRC	Stainless steel	Copper alloy	Aluminun alloy
□	■	■	□	-	-	□	-	-

● **Disponibile - *Lieferbar* - On stock** ○ A richiesta - *Auf Anfrage* - On request

SQUARE SERIES-LONG FLUTE-4 FLUTES

- Micro Grain Carbide
- WC=90 Co=10 HV30=1571 Rupture=3750N/mm² Grain Size=0.6 m

LET	Diameter d	Flute Length l	Full Length L	Shank Diameter D	Flutes Z	KG	STOCK	PRICELIST on getooling.com
LET0104 TiSiN	1	6	50	4	4	0,020	●	
LET0154 TiSiN	1.5	9	50	4	4	0,020	●	
LET0204 TiSiN	2	12	50	4	4	0,020	●	
LET0254 TiSiN	2.5	12	50	4	4	0,020	●	
LET0304 TiSiN	3	15	60	6	4	0,020	●	
LET0354 TiSiN	3,5	15	60	6	4	0,020	●	
LET0404 TiSiN	4	20	75	6	4	0,020	●	
LET0454 TiSiN	4.5	20	75	6	4	0,030	●	
LET0504 TiSiN	5	25	75	6	4	0,030	●	
LET0554 TiSiN	5.5	25	75	6	4	0,030	●	
LET0604 TiSiN	6	30	75	6	4	0,030	●	
LET0704 TiSiN	7	30	100	8	4	0,060	●	
LET0804 TiSiN	8	40	100	8	4	0,070	●	
LET0904 TiSiN	9	40	100	10	4	0,090	●	
LET1004 TiSiN	10	40	100	10	4	0,110	●	
LET1104 TiSiN	11	40	100	12	4	0,140	●	
LET1204 TiSiN	12	50	100	12	4	0,140	●	
LET1404 TiSiN	14	50	150	16	4	0,350	●	
LET1604 TiSiN	16	60	150	16	4	0,370	●	
LET2004 TiSiN	20	90	200	20	4	0,720	●	

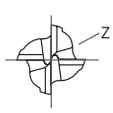

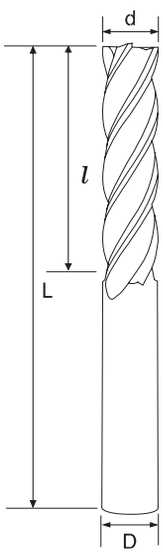

Application: ■ Recommend □ Suitable x Not Recommend

Carbon steel, Alloy steel	Pre-harden steel ~45HRC	High-hardened ~50HRC	~55HRC	~60HRC	~65HRC	Stainless steel	Copper alloy	Aluminun alloy
□	■	■	□	-	-	□	-	-

SQUARE SERIES-FLUTE ANGLE 45°-3 FLUTES

- Micro Grain Carbide
- WC=88 Co=12 HRA=92.4 Rupture=3950N/mm² Grain Size=0.5 m

PLUS | 600 Nano | HRC ▶ 55 | 45° | TiSiN

HRC ▲40 | HRC ▲45 | HRC ▲50 | HRC ▲55 | HRC ▲60 | HRC ▲65

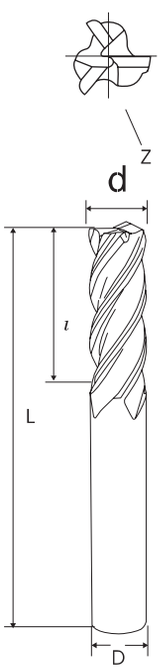

MPE PE	Diameter d	Flute Length l	Full Length L	Shank Diameter D	Flutes Z	KG	STOCK	PRICELIST on getooling.com
MPE0103 TiSiN	1	3	50	4	3	0,010	●	
MPE0153 TiSiN	1.5	4	50	4	3	0,020	●	
MPE0203 TiSiN	2	6	50	4	3	0,020	●	
MPE0253 TiSiN	2.5	8	50	4	3	0,020	●	
MPE3303 TiSiN	3	8	50	3	3	0,020	●	
MPE0303 TiSiN	3	8	50	4	3	0,020	●	
MPE0353 TiSiN	3.5	10	50	4	3	0,020	●	
MPE0403 TiSiN	4	11	50	4	3	0,020	●	
PE0103 TiSiN	1	3	50	6	3	0,020	●	
PE0153 TiSiN	1.5	4	50	6	3	0,020	●	
PE0203 TiSiN	2	6	50	6	3	0,020	●	
PE0253 TiSiN	2.5	8	50	6	3	0,020	●	
PE0303 TiSiN	3	8	50	6	3	0,020	●	
PE0353 TiSiN	3.5	10	50	6	3	0,020	●	
PE0403 TiSiN	4	11	50	6	3	0,020	●	
PE0453 TiSiN	4.5	13	50	6	3	0,020	●	
PE0503 TiSiN	5	13	50	6	3	0,020	●	
PE0553 TiSiN	5.5	13	50	6	3	0,020	●	
PE0603 TiSiN	6	16	50	6	3	0,020	●	
PE0653 TiSiN	6.5	16	60	8	3	0,040	●	
PE0703 TiSiN	7	16	60	8	3	0,040	●	
PE0753 TiSiN	7.5	19	60	8	3	0,040	●	
PE0803 TiSiN	8	20	60	8	3	0,040	●	
PE0853 TiSiN	8.5	20	75	10	3	0,080	●	
PE0903 TiSiN	9	20	75	10	3	0,080	●	
PE0953 TiSiN	9.5	25	75	10	3	0,080	●	
PE1003 TiSiN	10	30	75	10	3	0,080	●	
PE1053 TiSiN	10.5	30	75	12	3	0,100	●	
PE1103 TiSiN	11	30	75	12	3	0,110	●	
PE1153 TiSiN	11.5	30	75	12	3	0,110	●	
PE1203 TiSiN	12	32	75	12	3	0,110	●	
PE1403 TiSiN	14	40	100	16	3	0,240	●	
PE1603 TiSiN	16	40	100	16	3	0,290	●	
PE1803 TiSiN	18	45	100	20	3	0,360	●	
PE2003 TiSiN	20	45	100	20	3	0,390	●	

Application: ■ Recommend ☐ Suitable x Not Recommend

Carbon steel, Alloy steel	Pre-harden steel ~45HRC	High-hardened ~50HRC	~55HRC	~60HRC	~65HRC	Stainless steel	Copper alloy	Aluminun alloy
☐	■	■	☐	-	-	☐	-	-

● Disponibile - *Lieferbar* - On stock ○ A richiesta - *Auf Anfrage* - On request

SQUARE SERIES-FLUTE ANGLE 45°-4 FLUTES

- Micro Grain Carbide
- WC=90 Co=10 HV30=1571 Rupture=3750N/mm² Grain Size=0.6 m

PLUS | 600 Nano | HRC ▶55 | 45° | TiSiN

HRC ▲40 | HRC ▲45 | HRC ▲50 | HRC ▲55 | HRC ▲60 | HRC ▲65

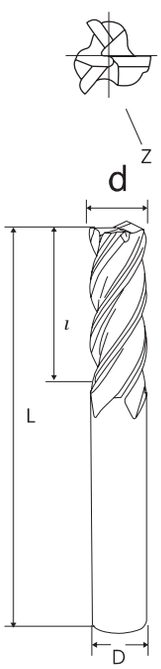

MPE PE	Diameter d	Flute Length l	Full Length L	Shank Diameter D	Flutes Z	KG	STOCK	PRICELIST on getooling.com
MPE0104 TiSiN	1	3	50	4	4	0,010	●	
MPE0154 TiSiN	1.5	4	50	4	4	0,020	●	
MPE0204 TiSiN	2	6	50	4	4	0,020	●	
MPE0254 TiSiN	2.5	8	50	4	4	0,020	●	
MPE3304 TiSiN	3	8	50	3	4	0,020	●	
MPE0304 TiSiN	3	8	50	4	4	0,020	●	
MPE0354 TiSiN	3.5	10	50	4	4	0,020	●	
MPE0404 TiSiN	4	11	50	4	4	0,020	●	
PE0104 TiSiN	1	3	50	6	4	0,020	●	
PE0154 TiSiN	1.5	4	50	6	4	0,020	●	
PE0204 TiSiN	2	6	50	6	4	0,020	●	
PE0254 TiSiN	2.5	8	50	6	4	0,020	●	
PE0304 TiSiN	3	8	50	6	4	0,020	●	
PE0354 TiSiN	3.5	10	50	6	4	0,020	●	
PE0404 TiSiN	4	11	50	6	4	0,020	●	
PE0454 TiSiN	4.5	13	50	6	4	0,020	●	
PE0504 TiSiN	5	13	50	6	4	0,020	●	
PE0554 TiSiN	5.5	13	50	6	4	0,020	●	
PE0604 TiSiN	6	16	50	6	4	0,020	●	
PE0654 TiSiN	6.5	16	60	8	4	0,040	●	
PE0704 TiSiN	7	16	60	8	4	0,040	●	
PE0754 TiSiN	7.5	19	60	8	4	0,040	●	
PE0804 TiSiN	8	20	60	8	4	0,040	●	
PE0854 TiSiN	8.5	20	75	10	4	0,080	●	
PE0904 TiSiN	9	20	75	10	4	0,080	●	
PE0954 TiSiN	9.5	25	75	10	4	0,080	●	
PE1004 TiSiN	10	30	75	10	4	0,080	●	
PE1054 TiSiN	10.5	30	75	12	4	0,100	●	
PE1104 TiSiN	11	30	75	12	4	0,110	●	
PE1154 TiSiN	11.5	30	75	12	4	0,110	●	
PE1204 TiSiN	12	32	75	12	4	0,110	●	
PE1404 TiSiN	14	40	100	16	4	0,240	●	
PE1604 TiSiN	16	40	100	16	4	0,290	●	
PE1804 TiSiN	18	45	100	20	4	0,360	●	
PE2004 TiSiN	20	45	100	20	4	0,390	●	

Application: ■ Recommend □ Suitable x Not Recommend

Carbon steel, Alloy steel	Pre-harden steel ~45HRC	High-hardened ~50HRC	~55HRC	~60HRC	~65HRC	Stainless steel	Copper alloy	Aluminun alloy
□	■	■	□	-	-	□	-	-

● Disponibile - *Lieferbar* - On stock ○ A richiesta - *Auf Anfrage* - On request

SQUARE SERIES - FLUTE ANGLE 35° / 38° - 4 FLUTES

- Micro Grain Carbide
- WC=90 Co=10 HV30=1571 Rupture=3750N/mm² Grain Size=0.6 m

PLUS | 600 Nano | HRC ▶ 55 | 35/38° | TiSiN

HRC ▲40 | HRC ▲45 | HRC ▲50 | **HRC ▲55** | HRC ▲60 | HRC ▲65

DH	Diameter d	Flute Length l	Full Length L	Shank Diameter D	Flutes Z	KG	STOCK	PRICELIST on getooling.com
DH0104 TiSiN	1	3	50	6	4	0,020	O	
DH0154 TiSiN	1,5	4	50	6	4	0,020	O	
DH0204 TiSiN	2	6	50	6	4	0,020	O	
DH0304 TiSiN	3	8	50	6	4	0,020	O	
DH0404 TiSiN	4	11	50	6	4	0,020	O	
DH0604 TiSiN	6	16	50	6	4	0,020	O	
DH0804 TiSiN	8	20	60	8	4	0,040	O	
DH1004 TiSiN	10	30	75	10	4	0,080	O	
DH1204 TiSiN	12	32	75	12	4	0,110	O	
DH1604 TiSiN	16	40	100	16	4	0,290	O	
DH2004 TiSiN	20	45	100	20	4	0,390	O	

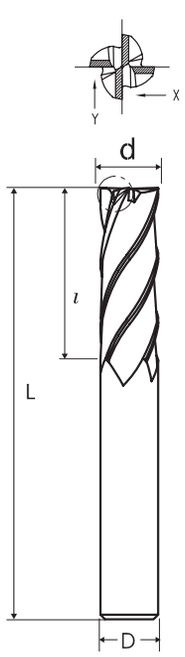

Application: ■ Recommend ☐ Suitable x Not Recommend

Carbon steel, Alloy steel	Pre-harden steel ~45HRC	High-hardened ~50HRC	~55HRC	~60HRC	~65HRC	Stainless steel	Copper alloy	Aluminun alloy
☐	■	■	☐	-	-	☐	-	-

● **Disponibile - *Lieferbar* - On stock** ○ A richiesta - *Auf Anfrage* - On request

SQUARE SERIES - FOR HARD MATERIAL - MULTIPLE FLUTE

- Ultra Fine Micro Grain Carbide
- WC=87 Co=12 HRA=92.1 Rupture=3800N/mm' Grain Size=0.4 m

400 Nano | HRC ▶ 60 | 45° | BS

HRC ▲40 | HRC ▲45 | HRC ▲50 | HRC ▲55 | HRC ▲60 | HRC ▲65

UVT ULVT	Diameter d	Flute Length l	Full Length L	Shank Diameter D	Flutes Z	KG	STOCK	PRICELIST on getooling.com
UVT0204 AlTiN	2	4	50	4	4	0,010	O	
UVT0304 AlTiN	3	6	50	6	4	0,020	O	
UVT0404 AlTiN	4	8	50	6	4	0,020	O	
UVT0506 AlTiN	5	13	50	6	6	0,020	O	
UVT0606 AlTiN	6	16	50	6	6	0,020	O	
UVT0806 AlTiN	8	20	60	8	6	0,050	O	
UVT1006 AlTiN	10	30	75	10	6	0,090	O	
UVT1206 AlTiN	12	32	75	12	6	0,120	O	
UVT1606 AlTiN	16	40	100	16	6	0,400	O	
UVT2008 AlTiN	20	45	100	20	8	0,600	O	
UVT2508 AlTiN	25	45	100	25	8	0,940	O	
ULVT0606 AlTiN	6	25	75	6	6	0,020	O	
ULVT0806 AlTiN	8	30	75	8	6	0,050	O	
ULVT1006 AlTiN	10	40	100	10	6	0,090	O	
ULVT1206 AlTiN	12	45	100	12	6	0,120	O	
ULVT1606 AlTiN	16	65	150	16	6	0,400	O	
ULVT2008 AlTiN	20	75	150	20	8	0,600	O	
ULVT2508 AlTiN	25	80	150	25	8	0,940	O	

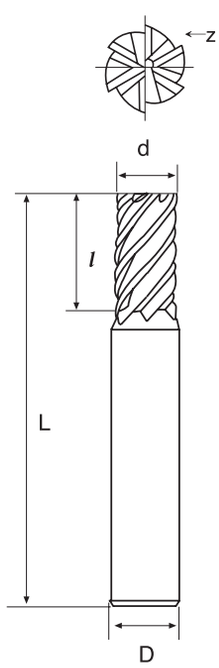

Application: ■ Recommend □ Suitable x Not Recommend

Carbon steel, Alloy steel	Pre-harden steel ~45HRC	High-hardened ~50HRC	~55HRC	~60HRC	~65HRC	Stainless steel	Copper alloy	Aluminun alloy
□	■	□	□	□	-	□	-	-

● **Disponibile - *Lieferbar* - On stock** ○ A richiesta - *Auf Anfrage* - On request

SQUARE SERIES - FOR HARD MATERIAL - MULTIPLE FLUTE

- Super Ultra Fine Micro Grain Carbide
- WC=91 Co=9 HRA=93.2 Rupture=4000N/mm² Grain Size=0.2µm

200 Nano | HRC ▶ 65 | 45° | SI

HRC ▲40 | HRC ▲45 | HRC ▲50 | HRC ▲55 | HRC ▲60 | HRC ▲65

SFUVT SFULVT	Diameter d	Flute Length l	Full Length L	Shank Diameter D	Flutes Z	KG	STOCK	PRICELIST on getooling.com
SFUVT0606 nACo	6	15	60	6	6	0,020	O	
SFUVT0806 nACo	8	20	60	8	6	0,050	O	
SFUVT1006 nACo	10	25	75	10	6	0,090	O	
SFUVT1206 nACo	12	30	75	12	6	0,120	O	
SFUVT1606 nACo	16	45	100	16	6	0,400	O	
SFUVT2008 nACo	20	45	100	20	8	0,600	O	
SFUVT2508 nACo	25	45	100	25	8	0,940	O	
SFULVT0606 nACo	6	25	75	6	6	0,020	O	
SFULVT0806 nACo	8	35	100	8	6	0,050	O	
SFULVT1006 nACo	10	45	100	10	6	0,090	O	
SFULVT1206 nACo	12	50	100	12	6	0,120	O	
SFULVT1606 nACo	16	65	150	16	6	0,400	O	
SFULVT2008 nACo	20	75	150	20	8	0,600	O	
SFULVT2508 nACo	25	80	150	25	8	0,940	O	

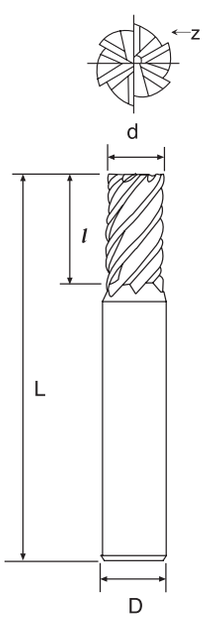

Application: ■ Recommend □ Suitable x Not Recommend

Carbon steel, Alloy steel	Pre-harden steel ~45HRC	High-hardened ~50HRC	~55HRC	~60HRC	~65HRC	Stainless steel	Copper alloy	Aluminun alloy
□	□	□	■	■	■	□	-	-

● Disponibile - *Lieferbar* - On stock ○ A richiesta - *Auf Anfrage* - On request

FINE PITCH ROUGHING SERIES

- Micro Grain Carbide
- WC=88 Co=12 HRA=92.4 Rupture=3950N/mm² Grain Size=0.51Jm

500 Nano | HRC ▶50 | 40° | AlTiN

HRC ▲40 | HRC ▲45 | **HRC ▲50** | HRC ▲55 | HRC ▲60 | HRC ▲65

NTA	Diameter d	Flute Length l	Full Length L	Shank Diameter D	Flutes Z	KG	STOCK	PRICELIST on getooling.com
NTA0504 AlTiN	5	13	50	6	4	0,020	O	
NTA0604 AlTiN	6	16	50	6	4	0,020	O	
NTA0704 AlTiN	7	16	60	8	4	0,040	O	
NTA0804 AlTiN	8	19	60	8	4	0,040	O	
NTA0904 AlTiN	9	25	75	10	4	0,080	O	
NTA1004 AlTiN	10	25	75	10	4	0,080	O	
NTA1104 AlTiN	11	30	75	12	4	0,110	O	
NTA1204 AlTiN	12	30	75	12	4	0,110	O	
NTA1404 AlTiN	14	35	100	16	4	0,260	O	
NTA1504 AlTiN	15	35	100	16	4	0,270	O	
NTA1604 AlTiN	16	35	100	16	4	0,280	O	
NTA2004 AlTiN	20	45	100	20	4	0,400	O	

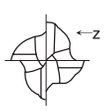

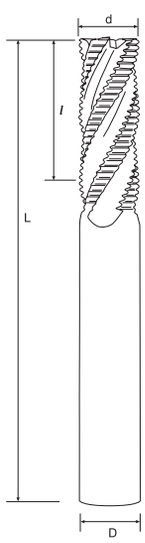

Application: ■ Recommend □ Suitable x Not Recommend

Carbon steel, Alloy steel	Pre-harden steel ~45HRC	High-hardened ~50HRC	~55HRC	~60HRC	~65HRC	Stainless steel	Copper alloy	Aluminun alloy
■	■	□	□	□	-	■	□	□

● **Disponibile - *Lieferbar* - On stock** ○ A richiesta - *Auf Anfrage* - On request

ROUGHING SERIES

- Micro Grain Carbide
- WC=88 Co=12 HRA=92.4 Rupture=3950N/mm² Grain Size=0.51Jm

500 Nano | HRC ▶ 50 | 25° | AlTiN

HRC ▲40 | HRC ▲45 | **HRC ▲50** | HRC ▲55 | HRC ▲60 | HRC ▲65

XTA	Diameter d	Flute Length l	Full Length L	Shank Diameter D	Flutes Z	KG	STOCK	PRICELIST on getooling.com
XTA0504 AlTiN	5	13	50	6	4	0,020	O	
XTA0604 AlTiN	6	16	50	6	4	0,020	O	
XTA0704 AlTiN	7	16	60	8	4	0,040	O	
XTA0804 AlTiN	8	19	60	8	4	0,040	O	
XTA0904 AlTiN	9	25	75	10	4	0,080	O	
XTA1004 AlTiN	10	25	75	10	4	0,080	O	
XTA1104 AlTiN	11	30	75	12	4	0,110	O	
XTA1204 AlTiN	12	30	75	12	4	0,110	O	
XTA1604 AlTiN	16	35	100	16	4	0,280	O	
XTA2004 AlTiN	20	45	100	20	4	0,400	O	

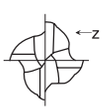

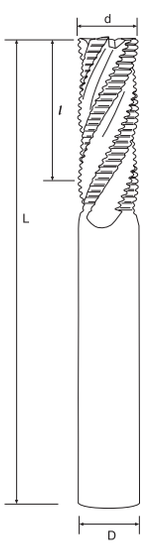

Application: ■ Recommend ☐ Suitable x Not Recommend

Carbon steel, Alloy steel	Pre-harden steel ~45HRC	High-hardened ~50HRC	~55HRC	~60HRC	~65HRC	Stainless steel	Copper alloy	Aluminun alloy
■	■	☐	☐	☐	-	■	☐	☐

● **Disponibile - *Lieferbar* - On stock** ○ A richiesta - *Auf Anfrage* - On request

KKF MULTI FLUTES HIGH EFFICIENCY

- Ultra Micro Grain Carbide
- WC=87 Co=12 HRA=92.1 Rupture=3800N/mm² Grain Size=0.41Jm

400 Nano | HRC ▶45 | 35° | nACRo

HRC ▲40 | HRC ▲45 | HRC ▲50 | HRC ▲55 | HRC ▲60 | HRC ▲65

KKF	Diameter d	Flute Length l	Full Length L	Shank Diameter D	Flutes Z	KG	STOCK	PRICELIST on getooling.com
KKF0602	6	16	50	6	2	0,020	O	
KKF0802	8	19	60	8	2	0,040	O	
KKF1002	10	25	75	10	2	0,080	O	
KKF1202	12	30	75	12	2	0,080	O	
KKF1602	16	35	110	16	2	0,280	O	
KKF2002	20	45	110	20	2	0,400	O	

KKF	Diameter d	Flute Length l	Full Length L	Shank Diameter D	Flutes Z	KG	STOCK	PRICELIST on getooling.com
KKF0603	6	16	50	6	3	0,020	O	
KKF0803	8	19	60	8	3	0,040	O	
KKF1003	10	25	75	10	3	0,080	O	
KKF1203	12	30	75	12	3	0,110	O	
KKF1603	16	35	110	16	3	0,280	O	
KKF2003	20	45	110	20	3	0,400	O	

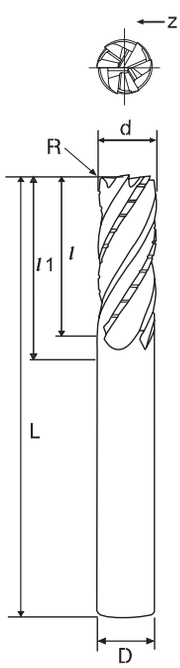

Application: ■ Recommend □ Suitable x Not Recommend

Carbon steel, Alloy steel	Pre-harden steel ~45HRC	High-hardened ~50HRC	~55HRC	~60HRC	~65HRC	Stainless steel	Copper alloy	Aluminun alloy
■	■	■	□	□	-	-	-	-

KKR MULTI FLUTES HIGH EFFICIENCY

- Ultra Micro Grain Carbide
- WC=87 Co=12 HRA=92.1 Rupture=3800N/mm² Grain Size=0.41Jm

400 Nano | HRC ▶45 | 35° | nACRo

HRC ▶40 | HRC ▶45 | HRC ▶50 | HRC ▶55 | HRC ▶60 | HRC ▶65

KKR	Diameter d	Flute Length l	Full Length L	Shank Diameter D	Flutes Z	KG	STOCK	PRICELIST on getooling.com
KKR0602	6	16	50	6	2	0,020	O	
KKR0802	8	19	60	8	2	0,040	O	
KKR1002	10	25	75	10	2	0,080	O	
KKR1202	12	30	75	12	2	0,110	O	
KKR1602	16	35	110	16	2	0,280	O	
KKR2002	20	45	110	20	2	0,400	O	
KKR2502	25	50	110	25	2	0,670	O	

KKR	Diameter d	Flute Length l	Full Length L	Shank Diameter D	Flutes Z	KG	STOCK	PRICELIST on getooling.com
KKR0603	6	16	50	6	3	0,020	O	
KKR0803	8	19	60	8	3	0,040	O	
KKR1003	10	25	75	10	3	0,080	O	
KKR1203	12	30	75	12	3	0,110	O	
KKR1603	16	35	110	16	3	0,280	O	
KKR2003	20	45	110	20	3	0,400	O	
KKR2503	25	50	110	25	3	0,670	O	

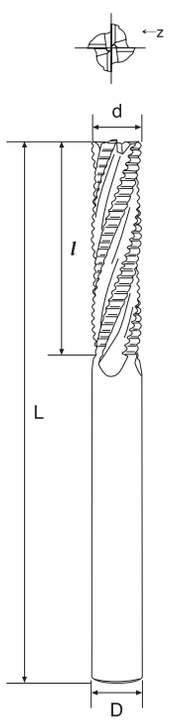

Application: ■ Recommend ◻ Suitable x Not Recommend

Carbon steel, Alloy steel	Pre-harden steel ~45HRC	High-hardened ~50HRC	~55HRC	~60HRC	~65HRC	Stainless steel	Copper alloy	Aluminun alloy
■	■	■	◻	◻	-	-	-	-

● Disponibile - *Lieferbar* - On stock ○ A richiesta - *Auf Anfrage* - On request

KKM MULTI FLUTES HIGH EFFICIENCY

- Ultra Micro Grain Carbide
- WC=87 Co=12 HRA=92.1 Rupture=3800N/mm² Grain Size=0.41Jm

400 Nano | HRC ▶55 | 35° | TiSiN

HRC ▲40 | HRC ▲45 | HRC ▲50 | **HRC ▲55** | HRC ▲60 | HRC ▲65

KKM	Diameter d	Flute Length l	Full Length L	Shank Diameter D	Flutes Z	KG	STOCK	PRICELIST on getooling.com
KKM0602	6	16	50	6	2	0,020	O	
KKM0802	8	19	60	8	2	0,040	O	
KKM1002	10	22	75	10	2	0,080	O	
KKM1202	12	26	75	12	2	0,110	O	
KKM1602	16	35	110	16	2	0,280	O	
KKM2002	20	40	110	20	2	0,400	O	
KKM2502	25	45	110	25	2	0,670	O	

KKM	Diameter d	Flute Length l	Full Length L	Shank Diameter D	Flutes Z	KG	STOCK	PRICELIST on getooling.com
KKM0603	6	16	50	6	3	0,020	O	
KKM0803	8	19	60	8	3	0,040	O	
KKM1003	10	25	75	10	3	0,080	O	
KKM1203	12	30	75	12	3	0,110	O	
KKM1603	16	40	110	16	3	0,280	O	
KKM2003	20	45	110	20	3	0,400	O	
KKM2503	25	50	110	25	3	0,670	O	

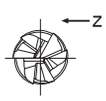

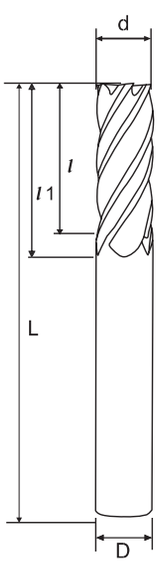

KKM	Diameter d	Flute Length l	Full Length L	Shank Diameter D	Flutes Z	KG	STOCK	PRICELIST on getooling.com
KKM1004	10	25	75	10	4	0,080	O	
KKM1204	12	30	75	12	4	0,110	O	
KKM1604	16	40	110	16	4	0,280	O	
KKM2004	20	45	110	20	4	0,400	O	
KKM2504	25	50	110	25	4	0,670	O	

Application: ■ Recommend □ Suitable x Not Recommend

Carbon steel, Alloy steel	Pre-harden steel ~45HRC	High-hardened ~50HRC	~55HRC	~60HRC	~65HRC	Stainless steel	Copper alloy	Aluminun alloy
■	■	■	■	□	-	-	-	-

● **Disponibile - *Lieferbar* - On stock** O A richiesta - *Auf Anfrage* - On request

KKH MULTI FLUTES HIGH EFFICIENCY

- Ultra Micro Grain Carbide
- WC=87 Co=12 HRA=92.1 Rupture=3800N/mm² Grain Size=0.41Jm

400 Nano | HRC ▶65 | 35° | nACo

HRC ▲40 | HRC ▲45 | HRC ▲50 | HRC ▲55 | HRC ▲60 | HRC ▲65

KKH	Diameter d	Flute Length l	Full Length L	Shank Diameter D	Flutes Z	KG	STOCK	PRICELIST on getooling.com
KKH0602	6	16	50	6	2	0,020	O	
KKH0802	8	19	60	8	2	0,040	O	
KKH1002	10	22	75	10	2	0,080	O	
KKH1202	12	26	75	12	2	0,110	O	
KKH1602	16	35	110	16	2	0,280	O	
KKH2002	20	40	110	20	2	0,400	O	
KKH2502	25	45	110	25	2	0,670	O	

KKH	Diameter d	Flute Length l	Full Length L	Shank Diameter D	Flutes Z	KG	STOCK	PRICELIST on getooling.com
KKH0603	6	16	50	6	3	0,020	O	
KKH0803	8	19	60	8	3	0,040	O	
KKH1003	10	25	75	10	3	0,080	O	
KKH1203	12	30	75	12	3	0,110	O	
KKH1603	16	40	110	16	3	0,280	O	
KKH2003	20	45	110	20	3	0,400	O	
KKH2503	25	50	110	25	3	0,670	O	

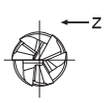

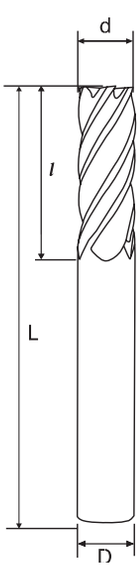

KKH	Diameter d	Flute Length l	Full Length L	Shank Diameter D	Flutes Z	KG	STOCK	PRICELIST on getooling.com
KKH1004	10	25	75	10	4	0,080	O	
KKH1204	12	30	75	12	4	0,110	O	
KKH1604	16	40	110	16	4	0,280	O	
KKH2004	20	45	110	20	4	0,400	O	
KKH2504	25	50	110	25	4	0,670	O	

Application: ■ Recommend □ Suitable x Not Recommend

Carbon steel, Alloy steel	Pre-harden steel ~45HRC	High-hardened ~50HRC	~55HRC	~60HRC	~65HRC	Stainless steel	Copper alloy	Aluminun alloy
■	■	■	■	□	-	-	-	-

● Disponibile - *Lieferbar* - On stock ○ A richiesta - *Auf Anfrage* - On request

KKM MULTI FLUTES HIGH EFFICIENCY

- Ultra Micro Grain Carbide
- WC=87 Co=12 HRA=92.1 Rupture=3800N/mm² Grain Size=0.41Jm

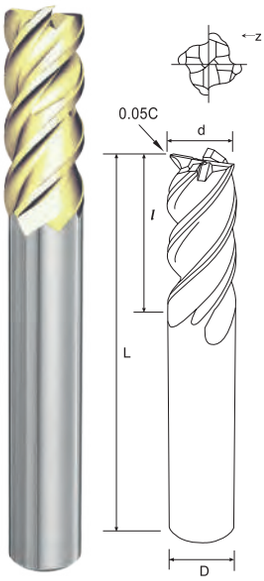

PVE	Diameter d	Flute Length l	Full Length L	Shank Diameter D	Flutes Z	Corner Chamfer Width C	KG	STOCK	PRICELIST on getooling.com
PVE1T0404	4	8	50	6	4	0.2	0,021	O	
PVE1T0504	5	10	50	6	4	0.25	0,021	O	
PVE1T0604	6	12	50	6	4	0.3	0,021	O	
PVE1T0804	8	19	60	8	4	0.4	0,047	O	
PVE1T1004	10	23	75	10	4	0.5	0,090	O	
PVE1T1204	12	27	75	12	4	0.6	0,118	O	
PVE1T1604	16	32	100	16	4	0.8	0,270	O	
PVE1T2004	20	39	100	20	4	1	0,390	O	

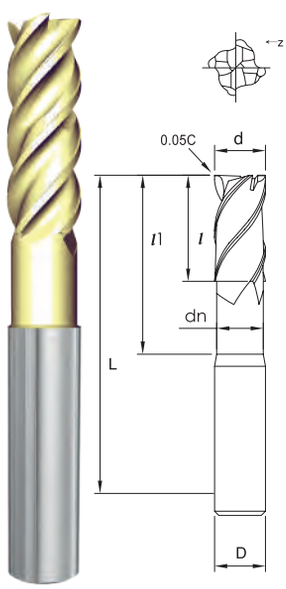

PNVE	Diameter d	Flute Length l	Efficient Leng l1	Full Length L	Shank Diameter D	Flutes Z	Corner Chamfer Width C	Neck Diameter dn	KG	STOCK	PRICELIST on getooling.com
PNVE1T0404	4	6	22	75	6	4	0.2	3.7	0,026	O	
PNVE1T0504	5	8	24	75	6	4	0.25	4.6	0,026	O	
PNVE1T0604	6	9	26	75	6	4	0.3	5.5	0,026	O	
PNVE1T0804	8	12	35	100	8	4	0.4	7.4	0,073	O	
PNVE1T1004	10	15	43	120	10	4	0.5	9.2	0,140	O	
PNVE1T1204	12	18	51	120	12	4	0.6	11	0,240	O	
PNVE1T1604	16	24	59	120	16	4	0.8	15	0,360	O	

Application: ■ Recommend □ Suitable x Not Recommend

<30HRC	Pre-harden steel 30~40HRC	High-hardened 40~50HRC	High-hardened 50~65HRC	carbon steel, Alloy steel	Stainless steel	Titanium alloy	Nickel/ Iconel alloy	Copper alloy	Aluminun alloy
-	■	□	-	-	-	■	■	-	-

● **Disponibile - *Lieferbar* - On stock** ○ A richiesta - *Auf Anfrage* - On request

HPSS SUPER PLUGGING+SLOTTING

- Ultra Micro Grain Carbide
- WC=87 Co=12 HRA=92.1 Rupture=3800N/mm² Grain Size=0.41Jm

400 Nano | HRC ▶45 | 45° | SS

HRC ▲40 | HRC ▲45 | HRC ▲50 | HRC ▲55 | HRC ▲60 | HRC ▲65

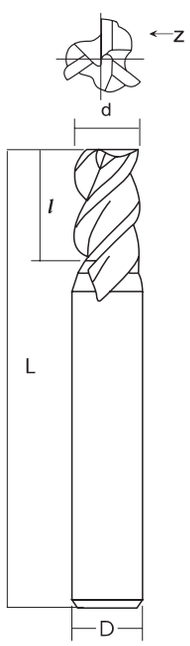

HPSS	Diameter d	Flute Length l	Full Length L	Shank Diameter D	Flutes Z	KG	STOCK	PRICELIST on getooling.com
HPSS0200	2	4	50	6	3	0,020	O	
HPSS0250	2.5	5	50	6	3	0,020	O	
HPSS0300	3	6	50	6	3	0,020	O	
HPSS0350	3.5	8	50	6	3	0,020	O	
HPSS0400	4	8	50	6	3	0,020	O	
HPSS0450	4.5	10	50	6	3	0,020	O	
HPSS0500	5	10	50	6	3	0,020	O	
HPSS0550	5.5	13	50	6	3	0,020	O	
HPSS0600	6	13	60	6	3	0,020	O	
HPSS0650	6.5	16	60	8	3	0,020	O	
HPSS0700	7	16	60	8	3	0,040	O	
HPSS0750	7.5	16	60	8	3	0,040	O	
HPSS0800	8	19	60	8	3	0,040	O	
HPSS0850	8.5	19	75	10	3	0,080	O	
HPSS0900	9	19	75	10	3	0,080	O	
HPSS0950	9.5	19	75	10	3	0,080	O	
HPSS1000	10	22	75	10	3	0,090	O	
HPSS1100	11	22	75	12	3	0,110	O	
HPSS1200	12	26	100	12	3	0,150	O	
HPSS1300	13	26	100	14	3	0,180	O	
HPSS1400	14	26	100	14	3	0,200	O	
HPSS1500	15	26	100	16	3	0,230	O	
HPSS1600	16	30	100	16	3	0,260	O	
HPSS2000	20	32	100	20	3	0,380	O	

Application: ■ Recommend □ Suitable x Not Recommend

Carbon steel, Alloy steel	Pre-harden steel ~45HRC	High-hardened ~50HRC	~55HRC	~60HRC	~65HRC	Stainless steel	Copper alloy	Aluminun alloy
■	■	□	-	-	-	-	-	-

● Disponibile - *Lieferbar* - On stock ○ A richiesta - *Auf Anfrage* - On request

FHPS 4 FLUTES • SHORT – (HEAVY- DUTY OPERATION TYPE)

• Ultra Micro Grain Carbide
• WC=87 Co=12 HRA=92.1 Rupture=3800N/mm² Grain Size=0.41Jm

400 Nano | HRC ▶60 | 45° | nBS

HRC ▲40 | HRC ▲45 | HRC ▲50 | HRC ▲55 | HRC ▲60 | HRC ▲65

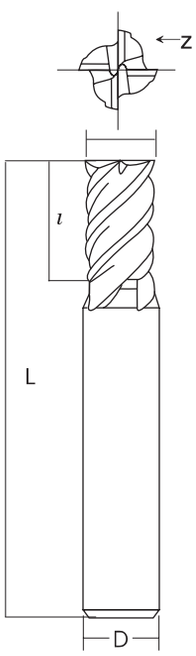

FHPS	Diameter d	Flute Length l	Full Length L	Shank Diameter D	Flutes Z	KG	STOCK	PRICELIST on getooling.com
FHPS020	2	3	50	6	4	0,020	●	
FHPS021	2.1	3.2	50	6	4	0,020	●	
FHPS022	2.2	3.3	50	6	4	0,020	●	
FHPS023	2.3	3.5	50	6	4	0,020	●	
FHPS024	2.4	3.6	50	6	4	0,020	●	
FHPS025	2.5	3.8	50	6	4	0,020	●	
FHPS026	2.6	3.9	50	6	4	0,020	●	
FHPS027	2.7	4.1	50	6	4	0,020	●	
FHPS028	2.8	4.2	50	6	4	0,020	●	
FHPS029	2.9	4.4	50	6	4	0,020	●	
FHPS030	3	4.5	50	6	4	0,020	●	
FHPS031	3.1	4.7	50	6	4	0,020	●	
FHPS032	3.2	4.8	50	6	4	0,020	●	
FHPS033	3.3	5	50	6	4	0,020	●	
FHPS034	3.4	5.1	50	6	4	0,020	●	
FHPS035	3.5	5.3	50	6	4	0,020	●	
FHPS036	3.6	5.4	50	6	4	0,020	●	
FHPS037	3.7	5.6	50	6	4	0,020	●	
FHPS038	3.8	5.7	50	6	4	0,020	●	
FHPS039	3.9	5.9	50	6	4	0,020	●	
FHPS040	4	6	50	6	4	0,020	●	
FHPS041	4.1	6.2	50	6	4	0,020	●	
FHPS042	4.2	6.3	50	6	4	0,020	●	
FHPS043	4.3	6.5	50	6	4	0,020	●	
FHPS044	4.4	6.6	50	6	4	0,020	●	
FHPS045	4.5	6.8	50	6	4	0,020	●	
FHPS046	4.6	6.9	50	6	4	0,020	●	
FHPS047	4.7	7.1	50	6	4	0,020	●	
FHPS048	4.8	7.2	50	6	4	0,020	●	
FHPS049	4.9	7.4	50	6	4	0,020	●	
FHPS050	5	7.5	50	6	4	0,020	●	
FHPS051	5.1	7.7	50	6	4	0,020	●	
FHPS052	5.2	7.8	50	6	4	0,020	●	
FHPS053	5.3	8	50	6	4	0,020	●	
FHPS054	5.4	8.1	50	6	4	0,020	●	
FHPS055	5.5	8.3	50	6	4	0,020	●	

Application: ■ Recommend ☐ Suitable x Not Recommend

Carbon steel, Alloy steel	Pre-harden steel	High-hardened				Stainless steel	Copper alloy	Aluminun alloy
	~45HRC	~50HRC	~55HRC	~60HRC	~65HRC			
■	■	■	☐	☐	-	-	-	-

● **Disponibile - *Lieferbar* - On stock** ○ A richiesta - *Auf Anfrage* - On request

HPSS SUPER PLUGGING+SLOTTING

- Ultra Micro Grain Carbide
- WC=87 Co=12 HRA=92.1 Rupture=3800N/mm² Grain Size=0.4 m

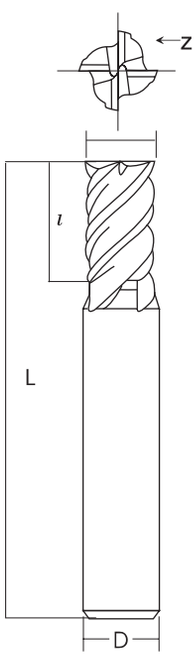

FHPS	Diameter d	Flute Length l	Full Length L	Shank Diameter D	Flutes Z	KG	STOCK	PRICELIST on getooling.com
FHPS056	5.6	8.4	50	6	4	0,020	●	
FHPS057	5.7	8.6	50	6	4	0,020	●	
FHPS058	5.8	8.7	50	6	4	0,020	●	
FHPS059	5.9	8.9	50	6	4	0,020	●	
FHPS060	6	9	50	6	4	0,020	●	
FHPS061	6.1	9.2	60	8	4	0,040	●	
FHPS062	6.2	9.3	60	8	4	0,040	●	
FHPS063	6.3	9.5	60	8	4	0,040	●	
FHPS064	6.4	9.6	60	8	4	0,040	●	
FHPS065	6.5	9.8	60	8	4	0,040	●	
FHPS066	6.6	9.9	60	8	4	0,040	●	
FHPS067	6.7	10.1	60	8	4	0,040	●	
FHPS068	6.8	10.2	60	8	4	0,040	●	
FHPS069	6.9	10.4	60	8	4	0,040	●	
FHPS070	7	10.5	60	8	4	0,040	●	
FHPS071	7.1	10.7	60	8	4	0,040	●	
FHPS072	7.2	10.8	60	8	4	0,040	●	
FHPS073	7.3	11	60	8	4	0,040	●	
FHPS074	7.4	11.1	60	8	4	0,040	●	
FHPS075	7.5	11.3	60	8	4	0,040	●	
FHPS076	7.6	11.4	60	8	4	0,040	●	
FHPS077	7.7	11.6	60	8	4	0,040	●	
FHPS078	7.8	11.7	60	8	4	0,040	●	
FHPS079	7.9	11.9	60	8	4	0,040	●	
FHPS080	8	12	60	8	4	0,040	●	
FHPS081	8.1	12.2	75	10	4	0,080	●	
FHPS082	8.2	12.3	75	10	4	0,080	●	
FHPS083	8.3	12.5	75	10	4	0,080	●	
FHPS084	8.4	12.6	75	10	4	0,080	●	
FHPS085	8.5	12.8	75	10	4	0,080	●	
FHPS086	8.6	12.9	75	10	4	0,080	●	
FHPS087	8.7	13.1	75	10	4	0,080	●	
FHPS088	8.8	13.2	75	10	4	0,080	●	
FHPS089	8.9	13.4	75	10	4	0,080	●	
FHPS090	9	13.5	75	10	4	0,080	●	
FHPS091	9.1	13.7	75	10	4	0,080	●	

Application: ■ Recommend □ Suitable x Not Recommend

Carbon steel, Alloy steel	Pre-harden steel ~45HRC	High-hardened ~50HRC	~55HRC	~60HRC	~65HRC	Stainless steel	Copper alloy	Aluminun alloy
■	■	■	□	□	-	-	-	-

● Disponibile - *Lieferbar* - On stock ○ A richiesta - *Auf Anfrage* - On request

FHPS 4 FLUTES • SHORT – (HEAVY- DUTY OPERATION TYPE)

• Ultra Micro Grain Carbide
• WC=87 Co=12 HRA=92.1 Rupture=3800N/mm² Grain Size=0.41Jm

400 Nano | HRC ▶ 60 | 45° | nBS

HRC ▲40 | HRC ▲45 | HRC ▲50 | HRC ▲55 | HRC ▲60 | HRC ▲65

FHPS	Diameter d	Flute Length l	Full Length L	Shank Diameter D	Flutes Z	KG	STOCK	PRICELIST on getooling.com
FHPS092	9.2	13.8	75	10	4	0,080	●	
FHPS093	9.3	14	75	10	4	0,080	●	
FHPS094	9.4	14.1	75	10	4	0,080	●	
FHPS095	9.5	14.3	75	10	4	0,080	●	
FHPS096	9.6	14.4	75	10	4	0,080	●	
FHPS097	9.7	14.6	75	10	4	0,080	●	
FHPS098	9.8	14.7	75	10	4	0,090	●	
FHPS099	9.9	14.9	75	10	4	0,090	●	
FHPS100	10	15	75	10	4	0,100	●	
FHPS105	10.5	15.8	100	12	4	0,120	●	
FHPS110	11	16.5	100	12	4	0,150	●	
FHPS115	11.5	17.3	100	12	4	0,160	●	
FHPS120	12	18	100	12	4	0,160	●	
FHPS125	12.5	18.8	100	14	4	0,180	●	
FHPS130	13	19.5	100	14	4	0,200	●	
FHPS135	13.5	20.3	100	14	4	0,250	●	
FHPS140	14	21	100	14	4	0,260	●	
FHPS145	14.5	21.8	100	16	4	0,280	●	
FHPS150	15	22.5	100	16	4	0,280	●	
FHPS155	15.5	23.3	100	16	4	0,290	●	
FHPS160	16	24	100	16	4	0,290	●	
FHPS170	17	25.5	100	20	4	0,310	●	
FHPS180	18	27	100	20	4	0,330	●	
FHPS190	19	28.5	100	20	4	0,350	●	
FHPS200	20	30	100	20	4	0,370	●	

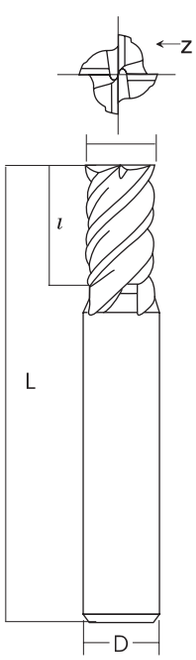

Application: ■ Recommend ☐ Suitable x Not Recommend

Carbon steel, Alloy steel	Pre-harden steel ~45HRC	High-hardened ~50HRC	~55HRC	~60HRC	~65HRC	Stainless steel	Copper alloy	Aluminun alloy
■	■	■	☐	☐	-	-	-	-

UMG - CR- FHP 4 FLUTES • SHORT WITH CORNER – RADIUS (HEAVY- DUTY OPERATION TYPE)

- Ultra Micro Grain Carbide
- WC=87 Co=12 HRA=92.1 Rupture=3800N/mm² Grain Size=0.41Jm

400 Nano | HRC ▶ 60 | 45° | nBS | R

HRC ▲40 | HRC ▲45 | HRC ▲50 | HRC ▲55 | HRC ▲60 | HRC ▲65

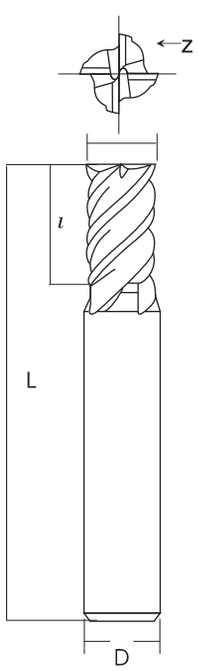

CRFHP	Diameter d	Corner Radius R	Flute Length l	Full Length L	Shank Diameter D	Flutes Z	KG	STOCK	PRICELIST on getooling.com
CRFHP0302	3	0.2	8	60	6	4	0,020	●	
CRFHP0305	3	0.5	8	60	6	4	0,020	●	
CRFHP0402	4	0.2	11	60	6	4	0,020	●	
CRFHP0405	4	0.5	11	60	6	4	0,020	●	
CRFHP0410	4	1	11	60	6	4	0,020	●	
CRFHP0502	5	0.2	13	60	6	4	0,020	●	
CRFHP0505	5	0.5	13	60	6	4	0,020	●	
CRFHP0510	5	1	13	60	6	4	0,020	●	
CRFHP0603	6	0.3	13	60	6	4	0,020	●	
CRFHP0605	6	0.5	13	60	6	4	0,020	●	
CRFHP0610	6	1	13	60	6	4	0,020	●	
CRFHP0803	8	0.3	19	60	8	4	0,040	●	
CRFHP0805	8	0.5	19	60	8	4	0,050	●	
CRFHP0810	8	1	19	60	8	4	0,040	●	
CRFHP0815	8	1.5	19	60	8	4	0,040	●	
CRFHP0820	8	2	19	60	8	4	0,040	●	
CRFHP1003	10	0.3	22	75	10	4	0,090	●	
CRFHP1005	10	0.5	22	75	10	4	0,080	●	
CRFHP1010	10	1	22	75	10	4	0,090	●	
CRFHP1015	10	1.5	22	75	10	4	0,080	●	
CRFHP1020	10	2	22	75	10	4	0,080	●	
CRFHP1030	10	3	22	75	10	4	0,080	●	
CRFHP1205	12	0.5	26	100	12	4	0,160	●	
CRFHP1210	12	1	26	100	12	4	0,150	●	
CRFHP1215	12	1.5	26	100	12	4	0,150	●	
CRFHP1220	12	2	26	100	12	4	0,160	●	
CRFHP1230	12	3	26	100	12	4	0,160	●	
CRFHP1610	16	1	35	100	16	4	0,170	●	
CRFHP1615	16	1.5	35	100	16	4	0,200	●	
CRFHP1620	16	2	35	100	16	4	0,290	●	
CRFHP1630	16	3	35	100	16	4	0,290	●	
CRFHP2010	20	1	40	100	20	4	0,330	●	
CRFHP2015	20	1.5	40	100	20	4	0,360	●	
CRFHP2020	20	2	40	100	20	4	0,390	●	
CRFHP2030	20	3	40	100	20	4	0,410	●	

Application: ■ Recommend ☐ Suitable x Not Recommend

Carbon steel, Alloy steel	Pre-harden steel ~45HRC	High-hardened ~50HRC	~55HRC	~60HRC	~65HRC	Stainless steel	Copper alloy	Aluminun alloy
■	■	■	☐	☐	-	-	-	-

● Disponibile - *Lieferbar* - On stock ○ A richiesta - *Auf Anfrage* - On request

CORNER RADIUS SERIES - 3 FLUTES

- Micro Grain Carbide
- WC=88 Co=12 HRA=92.4 Rupture=3950N/mm² Grain Size=0.5 m

500 Nano | HRC ▶ 50 | 30° | R | TiSiN

HRC ▲40 | HRC ▲45 | HRC ▲50 | HRC ▲55 | HRC ▲60 | HRC ▲65

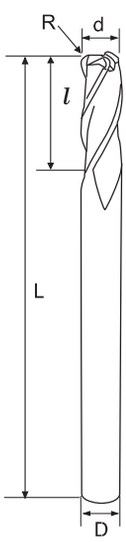

SURTA	Diameter d	Radius of Ball Nose R	Flute Length l	Full Length L	Shank Diameter D	Flutes Z	KG	STOCK	PRICELIST on getooling.com
SURTA0200203 TiSiN	2	0.2	6	50	4	3	0,010	O	
SURTA0200253 TiSiN	2	0.25	6	50	4	3	0,010	O	
SURTA0200303 TiSiN	2	0.3	6	50	4	3	0,010	O	
SURTA0200503 TiSiN	2	0.5	6	50	4	3	0,010	O	
SURTA0300203 TiSiN	3	0.2	10	50	3	3	0,010	O	
SURTA0300303 TiSiN	3	0.3	10	50	3	3	0,010	O	
SURTA0300503 TiSiN	3	0.5	10	50	3	3	0,010	O	
SURTA0301003 TiSiN	3	1	10	50	3	3	0,010	O	
SURTA4300203 TiSiN	3	0.2	10	50	4	3	0,110	O	
SURTA4300253 TiSiN	3	0.25	10	50	4	3	0,110	O	
SURTA4300303 TiSiN	3	0.3	10	50	4	3	0,110	O	
SURTA4300503 TiSiN	3	0.5	10	50	4	3	0,110	O	
SURTA4300753 TiSiN	3	0.75	10	50	4	3	0,110	O	
SURTA4301003 TiSiN	3	1	10	50	4	3	0,110	O	
SURTA0400203 TiSiN	4	0.2	13	60	4	3	0,010	O	
SURTA0400253 TiSiN	4	0.25	13	60	4	3	0,010	O	
SURTA0400303 TiSiN	4	0.3	13	60	4	3	0,010	O	
SURTA0400503 TiSiN	4	0.5	13	60	4	3	0,020	O	
SURTA0400753 TiSiN	4	0.75	13	60	4	3	0,020	O	
SURTA0401003 TiSiN	4	1	13	60	4	3	0,020	O	
SURTA0500203 TiSiN	5	0.2	15	60	5	3	0,020	O	
SURTA0500253 TiSiN	5	0.25	15	60	5	3	0,020	O	
SURTA0500303 TiSiN	5	0.3	15	60	5	3	0,020	O	
SURTA0500503 TiSiN	5	0.5	15	60	5	3	0,020	O	
SURTA0500753 TiSiN	5	0.75	15	60	5	3	0,020	O	
SURTA0501003 TiSiN	5	1	15	60	5	3	0,030	O	
SURTA0600203 TiSiN	6	0.2	16	70	6	3	0,030	O	
SURTA0600253 TiSiN	6	0.25	16	70	6	3	0,030	O	
SURTA0600303 TiSiN	6	0.3	16	70	6	3	0,030	O	

Application: ■ Recommend ☐ Suitable x Not Recommend

Carbon steel, Alloy steel	Pre-harden steel ~45HRC	High-hardened ~50HRC	~55HRC	~60HRC	~65HRC	Stainless steel	Copper alloy	Aluminun alloy
■	■	☐	☐	☐	-	■	☐	☐

CORNER RADIUS SERIES - 3 FLUTES

- Micro Grain Carbide
- WC=88 Co=12 HRA=92. 4 Rupture= 3950N/mm² Grain Size=O .S m

500 Nano | HRC ▶ 50 | 30° | R | TiSiN

HRC ▲40 | HRC ▲45 | HRC ▲50 | HRC ▲55 | HRC ▲60 | HRC ▲65

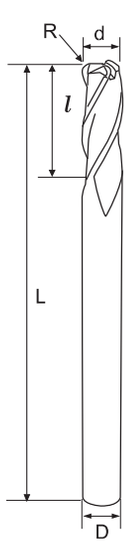

SURTA	Diameter d	Radius of Ball Nose R	Flute Length l	Full Length L	Shank Diameter D	Flutes Z	KG	STOCK	PRICELIST on getooling.com
SURTA0600503 TiSiN	6	0.5	16	70	6	3	0,030	O	
SURTA0600753 TiSiN	6	0.75	16	70	6	3	0,030	O	
SURTA0601003 TiSiN	6	1	16	70	6	3	0,030	O	
SURTA0601253 TiSiN	6	1.25	16	70	6	3	0,030	O	
SURTA0601503 TiSiN	6	1.5	16	70	6	3	0,050	O	
SURTA0800253 TiSiN	8	0.25	23	70	8	3	0,050	O	
SURTA0800303 TiSiN	8	0.3	23	70	8	3	0,050	O	
SURTA0800503 TiSiN	8	0.5	23	70	8	3	0,050	O	
SURTA0800753 TiSiN	8	0.75	23	70	8	3	0,050	O	
SURTA0801003 TiSiN	8	1	23	70	8	3	0,050	O	
SURTA0801253 TiSiN	8	1.25	23	70	8	3	0,050	O	
SURTA0801503 TiSiN	8	1.5	23	70	8	3	0,090	O	
SURTA0802003 TiSiN	8	2	23	70	8	3	0,090	O	
SURTA1000253 TiSiN	10	0.25	25	80	10	3	0,090	O	
SURTA1000303 TiSiN	10	0.3	25	80	10	3	0,090	O	
SURTA1000503 TiSiN	10	0.5	25	80	10	3	0,090	O	
SURTA1000753 TiSiN	10	0.75	25	80	10	3	0,090	O	
SURTA1001003 TiSiN	10	1	25	80	10	3	0,090	O	
SURTA1001253 TiSiN	10	1.25	25	80	10	3	0,090	O	
SURTA1001503 TiSiN	10	1.5	25	80	10	3	0,110	O	
SURTA1002003 TiSiN	10	2	25	80	10	3	0,110	O	
SURTA1002503 TiSiN	10	2.5	25	80	10	3	0,110	O	
SURTA1200303 TiSiN	12	0.3	30	80	12	3	0,110	O	
SURTA1200503 TiSiN	12	0.5	30	80	12	3	0,110	O	
SURTA1201003 TiSiN	12	1	30	80	12	3	0,110	O	
SURTA1201253 TiSiN	12	1.25	30	80	12	3	0,110	O	
SURTA1201503 TiSiN	12	1.5	30	80	12	3	0,110	O	
SURTA1202003 TiSiN	12	2	30	80	12	3	0,110	O	
SURTA1202503 TiSiN	12	2.5	30	80	12	3	0,110	O	
SURTA1203003 TiSiN	12	3	30	80	12	3	0,110	O	

Application: ■ Recommend □ Suitable x Not Recommend

Carbon steel, Alloy steel	Pre-harden steel ~45HRC	High-hardened ~50HRC	~55HRC	~60HRC	~65HRC	Stainless steel	Copper alloy	Aluminun alloy
■	■	□	□	□	-	■	□	□

● Disponibile - *Lieferbar* - On stock ○ A richiesta - *Auf Anfrage* - On request

SUS STAINLESS STEEL EXPERT

- Micro Grain Carbide
- WC=88 Co=12 HRA=92.4 Rupture=3950N/mm² Grain Size=0.5 m

600 Nano | HRC ▶53 | 45° | SSA

HRC ▲40 | HRC ▲45 | HRC ▲50 | HRC ▲53 | HRC ▲60 | HRC ▲65

SUS	Diameter d	Flute Length l	Full Length L	Shank Diameter D	Flutes Z	KG	STOCK	PRICELIST on getooling.com
SUS0104	1	3	50	4	4	0,020	O	
SUS0154	1.5	4	50	4	4	0,020	O	
SUS0204	2	6	50	4	4	0,040	O	
SUS0254	2.5	8	50	4	4	0,040	O	
SUS0304	3	9	50	4	4	0,080	O	
SUS6304	3	9	50	6	4	0,600	O	
SUS0404	4	11	50	4	4	0,080	O	
SUS6404	4	11	50	6	4	0,600	O	
SUS0504	5	13	50	6	4	0,110	O	
SUS0604	6	16	50	6	4	0,110	O	
SUS0804	8	20	60	8	4	0,280	O	
SUS1004	10	30	75	10	4	0,400	O	
SUS1204	12	32	75	12	4	0,400	O	

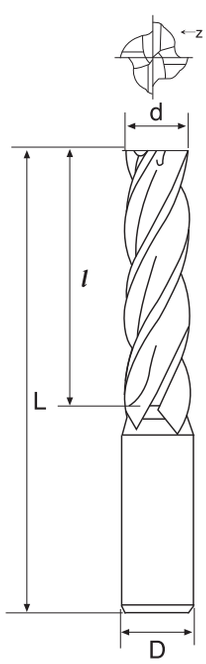

Application: ■ Recommend ☐ Suitable x Not Recommend

Carbon steel, Alloy steel	Pre-harden steel ~45HRC	High-hardened ~50HRC	~55HRC	~60HRC	~65HRC	Stainless steel	Copper alloy	Aluminun alloy
☐	☐	-	-	-	-	■	-	-

● **Disponibile - *Lieferbar* - On stock** ○ A richiesta - *Auf Anfrage* - On request

U-TYPE ALUMINUM

- Micro Grain Carbide
- WC=90 Co=10 HV30=1571 Rupture=3750N/mm² Grain Size=0.6μm

600 Nano

50°

HRC 40▲ | HRC 45▲ | HRC 50▲ | HRC 55▲ | HRC 60▲ | HRC 65▲

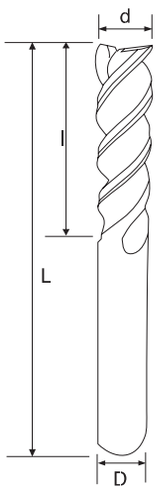

AUE	Diameter d	Flute Length l	Full Length L	Shank Diameter D	Flutes Z	KG	STOCK	PRICELIST on getooling.com
AUE0253	2.5	8	50	6	3	0,020	O	
AUE0303	3	9	50	6	3	0,020	O	
AUE0403	4	12	50	6	3	0,020	O	
AUE0503	5	15	50	6	3	0,020	O	
AUE0603	6	18	50	6	3	0,020	O	
AUE0803	8	20	60	8	3	0,050	O	
AUE1003	10	30	75	10	3	0,090	O	
AUE1203	12	32	75	12	3	0,130	O	
AUE1603	16	45	100	16	3	0,300	O	
AUE2003	20	45	100	20	3	0,400	O	
AUEL0603	6	30	75	6	3	0,020	O	
AUEL0803	8	40	100	8	3	0,050	O	
AUEL1003	10	42	100	10	3	0,090	O	
AUEL1203	12	52	100	12	3	0,180	O	

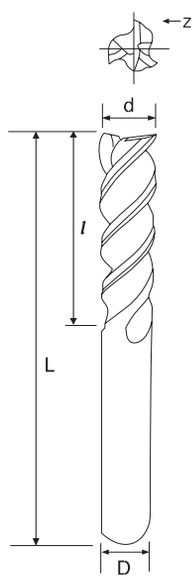

S-AUE	Diameter d	Flute Length l	Full Length L	Shank Diameter D	Flutes Z	KG	STOCK	PRICELIST on getooling.com
S-AUE0603 TB	6	10	50	6	3	0,021	O	
S-AUE0803 TB	8	13	60	8	3	0,047	O	
S-AUE1003 TB	10	16	75	10	3	0,090	O	
S-AUE1203 TB	12	19	75	12	3	0,118	O	

Application: ■ Recommend ☐ Suitable x Not Recommend

Carbon steel, Alloy steel	Pre-harden steel ~45HRC	High-hardened ~50HRC	~55HRC	~60HRC	~65HRC	Stainless steel	Copper alloy	Aluminun alloy
-	-	-	-	-	-	-	☐	■

● **Disponibile - *Lieferbar* - On stock** O A richiesta - *Auf Anfrage* - On request

SQUARE SERIES - FOR ALUMINUM - 3 FLUTES

- Micro Grain Carbide
- WC=90 Co=10 HV30=1571 Rupture=3750N/mm² Grain Size=0.6 m

600 Nano | 45° | TB

HRC 40 ▲ | HRC 45 ▲ | HRC 50 ▲ | HRC 55 ▲ | HRC 60 ▲ | HRC 65 ▲

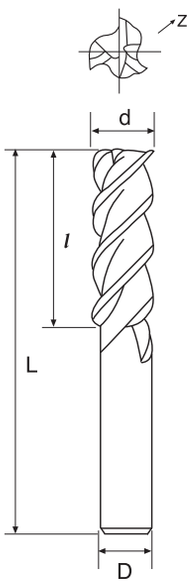

AET	Diameter d	Flute Length l	Full Length L	Shank Diameter D	Flutes Z	KG	STOCK	PRICELIST on getooling.com
AET0103 TB	1	3	50	4	3	0,020	●	
AET0123 TB	1.2	4	50	4	3	0,020	●	
AET0153 TB	1.5	4	50	4	3	0,020	●	
AET0183 TB	1.8	5	50	4	3	0,020	●	
AET0203 TB	2	6	50	4	3	0,020	●	
AET0303 TB	3	8	50	6	3	0,020	●	
AET0403 TB	4	10	50	6	3	0,020	●	
AET0503 TB	5	13	50	6	3	0,020	●	
AET0603 TB	6	15	50	6	3	0,020	●	
AET0803 TB	8	20	60	8	3	0,060	●	
AET1003 TB	10	25	75	10	3	0,080	●	
AET1203 TB	12	30	75	12	3	0,080	●	
AET1603 TB	16	42	100	16	3	0,100	●	
AET2003 TB	20	52	100	20	3	0,120	●	
AET2503 TB	25	62	125	25	3	0,150	●	

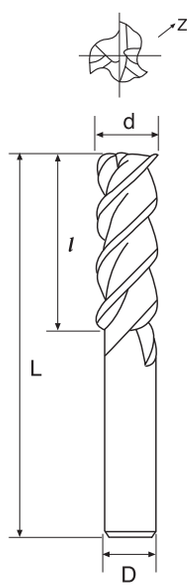

AEL	Diameter d	Flute Length l	Full Length L	Shank Diameter D	Flutes Z	KG	STOCK	PRICELIST on getooling.com
AEL50303 TB	3	12	60	6	3	0,020	○	
AEL50403 TB	4	16	60	6	3	0,020	○	
AEL50503 TB	5	20	60	6	3	0,020	○	
AEL50603 TB	6	25	75	6	3	0,040	○	
AEL50803 TB	8	32	75	8	3	0,080	○	
AEL51003 TB	10	45	100	10	3	0,110	○	
AEL51203 TB	12	45	100	12	3	0,260	○	
AEL51603 TB	16	65	150	16	3	0,360	○	
AEL52003 TB	20	75	150	20	3	0,670	○	

Application: ■ Recommend □ Suitable x Not Recommend

Carbon steel, Alloy steel	Pre-harden steel	High-hardened				Stainless steel	Copper alloy	Aluminun alloy
	~45HRC	~50HRC	~55HRC	~60HRC	~65HRC			
-	-	-	-	-	-	-	□	■

● **Disponibile - *Lieferbar* - On stock** ○ A richiesta - *Auf Anfrage* - On request

SQUARE SERIES - FOR ALUMINUM - 2 FLUTES

- Micro Grain Carbide
- WC=90 Co=10 HV30=1571 Rupture=3750N/mm² Grain Size=0.61.1m

600 Nano | 45° | TB

HRC 40 ▲ | HRC 45 ▲ | HRC 50 ▲ | HRC 55 ▲ | HRC 60 ▲ | HRC 65 ▲

AET	Diameter d	Flute Length l	Full Length L	Shank Diameter D	Flutes Z	KG	STOCK	PRICELIST on getooling.com
AET0052 TB	0.5	1.5	50	4	2	0,020	O	
AET0062 TB	0.6	1.5	50	4	2	0,020	O	
AET0082 TB	0.8	2	50	4	2	0,020	O	
AET0102 TB	1	3	50	6	2	0,020	O	
AET0122 TB	1.2	4	50	6	2	0,020	O	
AET0152 TB	1.5	4	50	6	2	0,020	O	
AET0182 TB	1.8	5	50	6	2	0,020	O	
AET0202 TB	2	6	50	6	2	0,020	O	
AET0302 TB	3	8	50	6	2	0,020	O	
AET0402 TB	4	10	50	6	2	0,020	O	
AET0502 TB	5	13	50	6	2	0,020	O	
AET0602 TB	6	15	50	6	2	0,020	O	
AET0802 TB	8	20	60	8	2	0,040	O	
AET1002 TB	10	25	75	10	2	0,080	O	
AET1202 TB	12	30	75	12	2	0,110	O	
AET1602 TB	16	42	100	16	2	0,260	O	
AET2002 TB	20	52	100	20	2	0,360	O	
AET2502 TB	25	62	125	25	2	0,670	O	

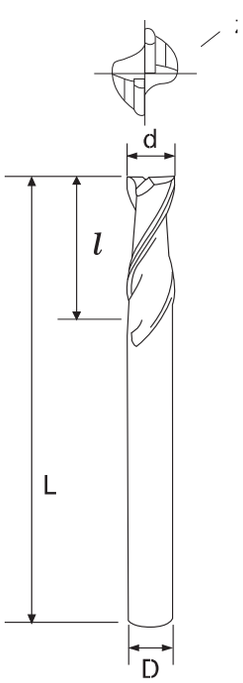

Application: ■ Recommend ☐ Suitable x Not Recommend

Carbon steel, Alloy steel	Pre-harden steel ~45HRC	High-hardened ~50HRC	~55HRC	~60HRC	~65HRC	Stainless steel	Copper alloy	Aluminun alloy
-	-	-	-	-	-	-	☐	■

● Disponibile - *Lieferbar* - On stock ○ A richiesta - *Auf Anfrage* - On request

SQUARE SERIES - FOR WOOD & PLASTIC & ALUMINUM -1 FLUTE

- Micro Grain Carbide
- WC=90 Co=10 HV30=1571 Rupture=3750N/mm² Grain Size=0.6 m

600 Nano 30°

HRC ▲40 | HRC ▲45 | HRC ▲50 | HRC ▲55 | HRC ▲60 | HRC ▲65

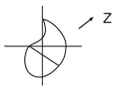

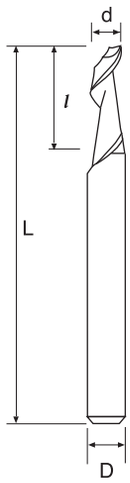

AP	Diameter d	Flute Length l	Full Length L	Shank Diameter D	Flutes Z	KG	STOCK	PRICELIST on getooling.com
AP0100	1	4	50	3	1	0,010	O	
AP0150	1.5	6	50	3	1	0,010	O	
AP0200	2	8	50	2	1	0,010	O	
AP0201	2	8	60	2	1	0,010	O	
AP0202	2	8	50	3	1	0,010	O	
AP0250	2.5	8	50	3	1	0,010	O	
AP0251	2.5	8	60	3	1	0,010	O	
AP0300	3	10	50	3	1	0,010	O	
AP0301	3	10	60	3	1	0,010	O	
AP0302	3	10	80	6	1	0,030	O	
AP0310	3.17	12.7	60	6.35	1	0,030	O	
AP0400	4	12	60	4	1	0,020	O	
AP0401	4	20	70	4	1	0,020	O	
AP0402	4	30	80	4	1	0,020	O	
AP0403	4	12	60	6	1	0,030	O	
AP0470	4.765	15.9	70	6.35	1	0,040	O	
AP0500	5	16	70	5	1	0,040	O	
AP0501	5	30	80	5	1	0,040	O	
AP0600	6	16	60	6	1	0,030	O	
AP0601	6	25	75	6	1	0,030	O	
AP0602	6	30	75	6	1	0,030	O	
AP0604	6	38	100	6	1	0,050	O	
AP0630	6.35	15.8	70	6.35	1	0,040	O	
AP0800	8	22	75	8	1	0,060	O	
AP0801	8	38	100	8	1	0,080	O	
AP1000	10	30	80	10	1	0,100	O	
AP1200	12	30	100	12	1	0,170	O	

Application: ■ Recommend ☐ Suitable x Not Recommend

Carbon steel, Alloy steel	Pre-harden steel ~45HRC	High-hardened ~50HRC	~55HRC	~60HRC	~65HRC	Stainless steel	Copper alloy	Aluminun alloy
-	-	-	-	-	-	-	☐	☐

BALL NOSE - LONG NECK - 2 FLUTES

- Micro Grain Carbide
- WC=90 Co=10 HV30=1571 Rupture=3750N/mm² Grain Size=0.6 m

PLUS | 600 Nano | HRC ▶55 | 35° | AlTiN

HRC ▲40 | HRC ▲45 | HRC ▲50 | HRC ▲55 | HRC ▲60 | HRC ▲65

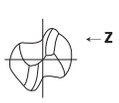

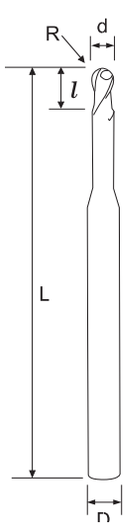

LNBT	Diameter d	Radius of Ball Nose R	Flute Length l	Efficient Length L1	Full Length L	Shank Diameter D	Flutes Z	KG	STOCK	PRICELIST on getooling.com
LNBT05022 AlTiN	0.5	0.25	0.75	2	50	4	2	0,010	●	
LNBT05042 AlTiN	0.5	0.25	0.75	4	50	4	2	0,010	●	
LNBT05062 AlTiN	0.5	0.25	0.75	6	50	4	2	0,010	●	
LNBT06022 AlTiN	0.6	0.3	0.9	2	50	4	2	0,010	●	
LNBT06042 AlTiN	0.6	0.3	0.9	4	50	4	2	0,010	●	
LNBT06062 AlTiN	0.6	0.3	0.9	6	50	4	2	0,010	●	
LNBT08042 AlTiN	0.8	0.4	1.2	4	50	4	2	0,010	●	
LNBT08062 AlTiN	0.8	0.4	1.2	6	50	4	2	0,010	●	
LNBT08082 AlTiN	0.8	0.4	1.2	8	50	4	2	0,010	●	
LNBT10062 AlTiN	1	0.5	1.5	6	50	4	2	0,010	●	
LNBT10082 AlTiN	1	0.5	1.	8	50	4	2	0,010	●	
LNBT10102 AlTiN	1	0.5	1.5	10	50	4	2	0,010	●	
LNBT10122 AlTiN	1	0.5	1.5	12	50	4	2	0,010	●	
LNBT12062 AlTiN	1.2	0.6	1.8	6	50	4	2	0,010	●	
LNBT12082 AlTiN	1.2	0.6	1.8	8	50	4	2	0,010	●	
LNBT12102 AlTiN	1.2	0.6	1.8	10	50	4	2	0,010	●	
LNBT12122 AlTiN	1.2	0.6	1.8	12	50	4	2	0,010	●	
LNBT14062 AlTiN	1.4	0.7	2.1	6	50	4	2	0,010	●	
LNBT14102 AlTiN	1.4	0.7	2.1	10	50	4	2	0,010	●	
LNBT14162 AlTiN	1.4	0.7	2.1	16	50	4	2	0,010	●	
LNBT15062 AlTiN	1.5	0.75	2.3	6	50	4	2	0,010	●	
LNBT15082 AlTiN	1.5	0.75	2.3	8	50	4	2	0,010	●	
LNBT15102 AlTiN	1.5	0.75	2.3	10	50	4	2	0,010	●	
LNBT15122 AlTiN	1.5	0.75	2.3	12	50	4	2	0,010	●	
LNBT15142 AlTiN	1.5	0.75	2.3	14	50	4	2	0,010	●	
LNBT15162 AlTiN	1.5	0.75	2.3	16	50	4	2	0,010	●	
LNBT15182 AlTiN	1.5	0.75	2.3	18	50	4	2	0,010	●	
LNBT15202 AlTiN	1.5	0.75	2.3	20	50	4	2	0,010	●	
LNBT16062 AlTiN	1.6	0.8	2.4	6	50	4	2	0,010	●	
LNBT16082 AlTiN	1.6	0.8	2.4	8	50	4	2	0,010	●	

Application: ■ Recommend ☐ Suitable x Not Recommend

Carbon steel, Alloy steel	Pre-harden steel ~45HRC	High-hardened ~50HRC	~55HRC	~60HRC	~65HRC	Stainless steel	Copper alloy	Aluminun alloy
☐	■	■	☐	-	-	☐	-	-

● Disponibile - *Lieferbar* - On stock ○ A richiesta - *Auf Anfrage* - On request

BALL NOSE - LONG NECK - 2 FLUTES

- Micro Grain Carbide
- WC=90 Co=10 HV30=1571 Rupture=3750N/mm² Grain Size=0.6 m

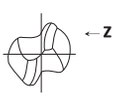

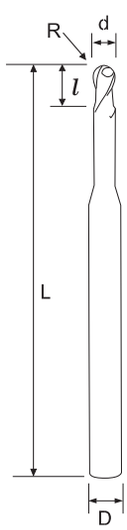

LNBT	Diameter d	Radius of Ball Nose R	Flute Length l	Efficient Length L1	Full Length L	Shank Diameter D	Flutes Z	KG	STOCK	PRICELIST on getooling.com
LNBT16102 AlTiN	1.6	0.8	2.4	10	50	4	2	0,010	●	
LNBT16122 AlTiN	1.6	0.8	2.4	12	50	4	2	0,010	●	
LNBT16142 AlTiN	1.6	0.8	2.4	14	50	4	2	0,010	●	
LNBT16162 AlTiN	1.6	0.8	2.4	16	50	4	2	0,010	●	
LNBT16182 AlTiN	1.6	0.8	2.4	18	50	4	2	0,010	●	
LNBT16202 AlTiN	1.6	0.8	2.4	20	50	4	2	0,010	●	
LNBT18082 AlTiN	1.8	0.9	2.7	8	50	4	2	0,010	●	
LNBT18142 AlTiN	1.8	0.9	2.7	14	50	4	2	0,010	●	
LNBT18202 AlTiN	1.8	0.9	2.7	20	50	4	2	0,010	●	
LNBT20082 AlTiN	2	1	3	8	50	4	2	0,010	●	
LNBT20102 AlTiN	2	1	3	10	50	4	2	0,010	●	
LNBT20122 AlTiN	2	1	3	12	50	4	2	0,010	●	
LNBT20142 AlTiN	2	1	3	14	50	4	2	0,010	●	
LNBT20162 AlTiN	2	1	3	16	50	4	2	0,010	●	
LNBT20182 AlTiN	2	1	3	18	50	4	2	0,010	●	
LNBT20202 AlTiN	2	1	3	20	50	4	2	0,010	●	
LNBT25082 AlTiN	2.5	1.25	4	8	50	4	2	0,010	●	
LNBT25122 AlTiN	2.5	1.25	4	12	50	4	2	0,010	●	
LNBT25162 AlTiN	2.5	1.25	4	16	50	4	2	0,010	●	
LNBT25202 AlTiN	2.5	1.25	4	20	50	4	2	0,010	●	
LNBT30102 AlTiN	3	1.5	4.5	10	50	6	2	0,010	●	
LNBT30122 AlTiN	3	1.5	4.5	12	50	6	2	0,010	●	
LNBT30162 AlTiN	3	1.5	4.5	16	60	6	2	0,020	●	
LNBT30202 AlTiN	3	1.5	4.5	20	60	6	2	0,020	●	
LNBT30252 AlTiN	3	1.5	4.5	25	75	6	2	0,020	●	
LNBT40122 AlTiN	4	2	6	12	50	6	2	0,020	●	
LNBT40162 AlTiN	4	2	6	16	60	6	2	0,020	●	
LNBT40202 AlTiN	4	2	6	20	75	6	2	0,020	●	
LNBT40252 AlTiN	4	2	6	25	75	6	2	0,020	●	
LNBT40302 AlTiN	4	2	6	30	75	6	2	0,020	●	

Application: ■ Recommend ☐ Suitable x Not Recommend

Carbon steel, Alloy steel	Pre-harden steel ~45HRC	High-hardened ~50HRC	~55HRC	~60HRC	~65HRC	Stainless steel	Copper alloy	Aluminun alloy
☐	■	■	☐	-	-	☐	-	-

MINIATURE BALL NOSE - 2 FLUTES

- Micro Grain Carbide
- WC=90 Co=10 HV30=1571 Rupture=3750N/mm² Grain Size=0.6 m

PLUS | 600 Nano | HRC ▶ 50 | 35° | AlTiN

HRC ▲40 | HRC ▲45 | **HRC ▲50** | HRC ▲55 | HRC ▲60 | HRC ▲65

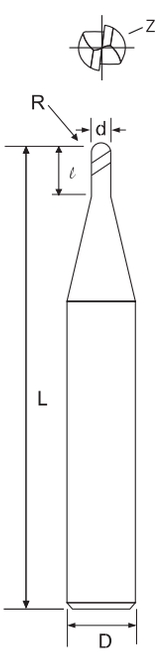

MIB	Diameter d	Radius of Ball Nose R	Flute Length l	Full Length L	Shank Diameter D	Flutes Z	KG	STOCK	PRICELIST on getooling.com
MIB0032 AlTiN	0.3	0.15	0.6	50	4	2	0,010	O	
MIB0042 AlTiN	0.4	0.2	0.8	50	4	2	0,010	O	
MIB0052 AlTiN	0.5	0.25	1	50	4	2	0,020	O	
MIB0062 AlTiN	0.6	0.3	1.2	50	4	2	0,020	O	
MIB0072 AlTiN	0.7	0.35	1.4	50	4	2	0,020	O	
MIB0082 AlTiN	0.8	0.4	1.6	50	4	2	0,020	O	
MIB0092 AlTiN	0.9	0.45	1. 8	50	4	2	0,020	O	
MIB0102 AlTiN	1	0.5	2	50	4	2	0,020	O	
MIB0112 AlTiN	1.1	0.55	2.2	50	4	2	0,020	O	
MIB0122 AlTiN	1.2	0.6	2.4	50	4	2	0,020	O	
MIB0132 AlTiN	1.3	0.65	2.6	50	4	2	0,020	O	
MIB0142 AlTiN	1.4	0.7	2.8	50	4	2	0,020	O	
MIB0152 AlTiN	1.5	0.75	3	50	4	2	0,020	O	
MIB0162 AlTiN	1.6	0.8	3.2	50	4	2	0,020	O	
MIB0172 AlTiN	1.7	0.85	3.4	50	4	2	0,020	O	
MIB0182 AlTiN	1.8	0.9	3.6	50	4	2	0,020	O	
MIB0192 AlTiN	1.9	0.95	3.8	50	4	2	0,020	O	
MIB0202 AlTiN	2	1	4	50	4	2	0,020	O	
MIB0212 AlTiN	2.1	1.05	4.2	50	4	2	0,020	O	
MIB0222 AlTiN	2.2	1.1	4.4	50	4	2	0,020	O	
MIB0232 AlTiN	2.3	1.15	4.6	50	4	2	0,020	O	
MIB0242 AlTiN	2.4	1.2	4.8	50	4	2	0,020	O	
MIB0252 AlTiN	2.5	1.25	5	50	4	2	0,020	O	
MIB0262 AlTiN	2.6	1.3	5.2	50	4	2	0,020	O	
MIB0272 AlTiN	2.7	1.35	5.4	50	4	2	0,020	O	
MIB0282 AlTiN	2.8	1.4	5.6	50	4	2	0,020	O	
MIB0292 AlTiN	2.9	1.45	5.8	50	4	2	0,020	O	
MIB0302 AlTiN	3	1.5	6	50	4	2	0,020	O	

Application: ■ Recommend ☐ Suitable x Not Recommend

Carbon steel, Alloy steel	Pre-harden steel ~45HRC	High-hardened ~50HRC	~55HRC	~60HRC	~65HRC	Stainless steel	Copper alloy	Aluminun alloy
☐	■	■	☐	-	-	☐	-	-

● **Disponibile - *Lieferbar* - On stock** ○ A richiesta - *Auf Anfrage* - On request

BALL NOSE - 2 FLUTES

- Micro Grain Carbide
- WC=90 Co=10 HV30=1571 Rupture=3750N/mm² Grain Size=0.61Jm

PLUS | 600 Nano | HRC ▶55 | 35° | AlTiN

HRC ▲40 | HRC ▲45 | HRC ▲50 | HRC ▲55 | HRC ▲60 | HRC ▲65

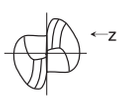

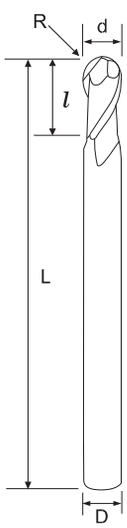

SSB MSB SB	Diameter d	Radius of Ball Nose R	Flute Length l	Full Length L	Shank Diameter D	Flutes Z	KG	STOCK	PRICELIST on getooling.com
SSB0102 TiSiN	1	0.5	2	50	3	2	0,020	○	
MSB0102 TiSiN	1	0.5	2	50	4	2	0,020	○	
SSB0152 TiSiN	1.5	0.75	3	50	3	2	0,020	○	
MSB0152 TiSiN	1.5	0.75	3	50	4	2	0,020	○	
SSB0202 TiSiN	2	1	4	50	3	2	0,020	○	
MSB0202 TiSiN	2	1	4	50	4	2	0,020	○	
SSB0252 TiSiN	2.5	1.25	5	50	3	2	0,020	○	
MSB0252 TiSiN	2.5	1.25	5	50	4	2	0,020	○	
SSB0302 TiSiN	3	1.5	6	50	3	2	0,020	○	
MSB0302 TiSiN	3	1.5	6	50	4	2	0,020	○	
MSB0352 TiSiN	3.5	1.75	7	50	4	2	0,020	○	
MSB0402 TiSiN	4	2	8	50	4	2	0,020	○	
SB0102 TiSiN	1	0.5	2	50	6	2	0,020	●	
SB0152 TiSiN	1.5	0.75	3	50	6	2	0,020	●	
SB0202 TiSiN	2	1	4	50	6	2	0,020	●	
SB0252 TiSiN	2.5	1.25	5	50	6	2	0,020	●	
SB0302 TiSiN	3	1.5	6	50	6	2	0,020	●	
SB0352 TiSiN	3.5	1.75	7	50	6	2	0,020	●	
SB0402 TiSiN	4	2	8	50	6	2	0,020	●	
SB0452 TiSiN	4.5	2.25	9	50	6	2	0,020	●	
SB0502 TiSiN	5	2.5	10	50	6	2	0,020	●	
SB0552 TiSiN	5.5	2.75	11	50	6	2	0,020	●	
SB0602 TiSiN	6	3	12	50	6	2	0,040	●	
SB0702 TiSiN	7	3.5	14	60	8	2	0,040	●	
SB0802 TiSiN	8	4	16	60	8	2	0,080	●	
SB0902 TiSiN	9	4.5	18	75	10	2	0,080	●	
SB1002 TiSiN	10	5	20	75	10	2	0,080	●	
SB1102 TiSiN	11	5.5	22	75	12	2	0,080	●	
SB1202 TiSiN	12	6	24	75	12	2	0,100	●	
SB1402 TiSiN	14	7	28	100	16	2	0,240	●	
SB1602 TiSiN	16	8	32	100	16	2	0,240	●	
SB1802 TiSiN	18	9	36	100	20	2	0,360	●	
SB2002 TiSiN	20	10	40	100	20	2	0,390	●	

Application: ■ Recommend ☐ Suitable x Not Recommend

Carbon steel, Alloy steel	Pre-harden steel ~45HRC	High-hardened ~50HRC	~55HRC	~60HRC	~65HRC	Stainless steel	Copper alloy	Aluminun alloy
☐	■	■	☐	-	-	☐	-	-

● **Disponibile - *Lieferbar* - On stock** ○ A richiesta - *Auf Anfrage* - On request

SH SUPER HIGH SPEED HIGH HARDNESS

- Ultra Micro Grain Carbide
- WC=91 Co=9 HRA=93.2 Rupture=4000N/mm² Grain Size=0.2 µm

200 Nano | HRC ▶65 | 5° | SH

HRC ▲40 | HRC ▲45 | HRC ▲50 | HRC ▲55 | HRC ▲60 | HRC ▲65

KCR	Diameter d	Corner Radius R	Flute Length l	Neck Length l1	Neck Diameter dn	Full Length L	Shank Diameter D	Flutes Z	KG	STOCK	PRICELIST on getooling.com
KCR0203	2	0.3	0.8	5	1.8	60	6	4	0,020	O	
KCR0205	2	0.5	0.8	5	1.8	60	6	4	0,020	O	
KCR0307	3	0.75	1.2	7.5	2.7	60	6	4	0,020	O	
KCR0310	3	1	1.2	7.5	2.7	60	6	4	0,020	O	
KCR0405	4	0.5	1.6	10	3.6	75	6	4	0,030	O	
KCR0410	4	1	1.6	10	3.6	75	6	4	0,030	O	
KCR0510	5	1	2	12	4.5	75	6	4	0,030	O	
KCR0512	5	1.2	2	12	4.5	75	6	4	0,030	O	
KCR0610	6	1	2.5	13	5.4	100	6	4	0,040	O	
KCR0615	6	1.5	2.5	13	5.4	100	6	4	0,040	O	
KCR0810	8	1	3.5	16	7.2	100	8	4	0,080	O	
KCR0820	8	2	3.5	16	7.2	100	8	4	0,080	O	
KCR0920	9	2	4	18	8.2	100	10	4	0,120	O	
KCR1010	10	1	4	20	9	100	10	4	0,120	O	
KCR1020	10	2	4	20	9	100	10	4	0,120	O	
KCR1210	12	1	5	24	11	100	12	4	0,170	O	
KCR1220	12	2	5	24	11	100	12	4	0,170	O	
KCR1230	12	3	5	24	11	100	12	4	0,170	O	

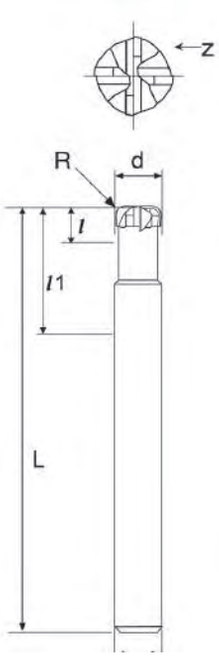

Application: ■ Recommend ☐ Suitable x Not Recommend

Carbon steel, Alloy steel	Pre-harden steel ~45HRC	High-hardened ~50HRC	~55HRC	~60HRC	~65HRC	Stainless steel	Copper alloy	Aluminun alloy
☐	☐	■	■	■	■	-	-	-

● Disponibile - *Lieferbar* - On stock ○ A richiesta - *Auf Anfrage* - On request

BIG FOOT SUPER REMOVER

- Ultra Micro Grain Carbide
- WC=87 Co=12 HRA=92.1 Rupture=3800N/mm² Grain Size=0.4 m

BFR	Diameter d	Corner Radius R	A	B	Corner r	Flute Length l	Full Length L	Shank Diameter D	KG	STOCK	PRICELIST on getooling.com
BFR06050	6	5	0.66	3	2	7	60	6	0,020	O	
BFR06051	6	5	0.66	3	2	7	100	6	0,050	O	
BFR06060	6	6	0.66	3	1.5	7	60	6	0,020	O	
BFR06061	6	6	0.66	3	1.5	7	100	6	0,040	O	
BFR08080	8	8	0.88	4	2	9	60	8	0,040	O	
BFR08081	8	8	0.88	4	2	9	100	10	0,080	O	
BFR10100	10	10	0.9	5	3	11	75	10	0,110	O	
BFR10101	10	10	0.9	5	3	11	100	12	0,120	O	
BFR12120	12	12	1.6	6	3	13	75	12	0,120	O	
BFR12121	12	12	1.6	6	3	13	100	12	0,180	O	
BFR12150	12	15	0.91	6	3	15	75	12	0,120	O	
BFR12151	12	15	0.91	6	3	15	100	12	0,150	O	
BFR16160	16	16	1.77	8	4	18	150	16	0,350	O	
BFR16200	16	20	1.5	8	3	22	150	16	0,400	O	

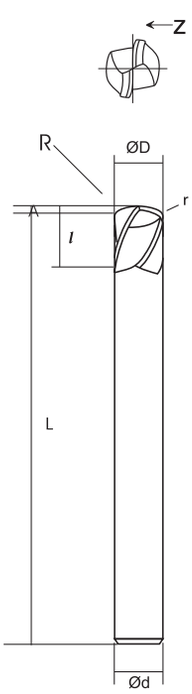

Application: ■ Recommend ☐ Suitable x Not Recommend

Carbon steel, Alloy steel	Pre-harden steel ~45HRC	High-hardened ~50HRC	~55HRC	~60HRC	~65HRC	Stainless steel	Copper alloy	Aluminun alloy
☐	☐	■	■	■	■	-	-	-

● **Disponibile - *Lieferbar* - On stock** ○ A richiesta - *Auf Anfrage* - On request

SUPER HIGH HARDNESS & SUPER HIGH SPEED CUTTING BALL NOSE

- Ultra Micro Grain Carbide
- WC=91 Co=9 HRA=93.2 Rupture=4000N/mm² Grain Size=0.2µm

200 Nano | HRC ▶ 65 | 5° | SH

HRC ▲40 | HRC ▲45 | HRC ▲50 | HRC ▲55 | HRC ▲60 | HRC ▶65

KTG	Diameter d	Radius R	Flute Length l	Efficient Length L1	Neck Diameter dn	Full Length L	Shank Diameter D	KG	STOCK	PRICELIST on getooling.com
KTG0102 SH	1	0.5	1	2.5	0.96	50	6	0,030	O	
KTG0152 SH	1.5	0.75	1.5	4	1.46	50	6	0,030	O	
KTG0202 SH	2	1	2	6	1.96	50	6	0,030	O	
KTG0252 SH	2.5	1.25	2.5	7	2.46	50	6	0,030	O	
KTG0302 SH	3	1.5	3	8	2.96	50	6	0,030	O	
KTG4402 SH	4	2	4	8	3.96	50	4	0,020	O	
KTG0402 SH	4	2	4	8	3.96	50	6	0,030	O	
KTG0502 SH	5	2.5	5	12	4.96	50	6	0,030	O	
KTG0602 SH	6	3	6	13	5.96	50	6	0,030	O	
KTG0802 SH	8	4	8	16	7.9	60	8	0,050	O	
KTG1002 SH	10	5	10	20	9.9	75	10	0,090	O	
KTG1202 SH	12	6	12	24	11.9	75	12	0,120	O	

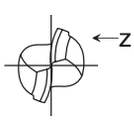

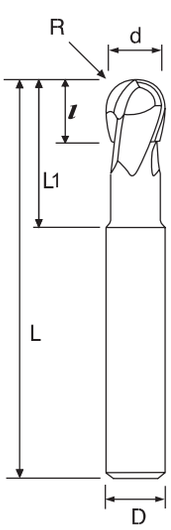

Application: ■ Recommend ☐ Suitable x Not Recommend

Carbon steel, Alloy steel	Pre-harden steel ~45HRC	High-hardened ~50HRC	~55HRC	~60HRC	~65HRC	Stainless steel	Copper alloy	Aluminun alloy
☐	☐	■	■	■	■	-	-	-

● Disponibile - *Lieferbar* - On stock ○ A richiesta - *Auf Anfrage* - On request

MULTI - FUNCTION END MILL SERIES - 2 FLUTES

Multi - function end mill series - 2 flutes

600 Nano | HRC ▶50 | 35° | AlTiN

HRC ▲40 | HRC ▲45 | HRC ▶50 | HRC ▲55 | HRC ▲60 | HRC ▲65

CDM	Diameter d	Flute Length l	Full Length L	Shank Diameter D	Tip Angle A	Flutes Z	KG	STOCK	PRICELIST on getooling.com
CDM060030 AlTiN	3	6	50	4	60°	2	0,020	O	
CDM090030 AlTiN	3	6	50	4	90°	2	0,020	O	
CDM120030 AlTiN	3	6	50	4	120°	2	0,080	O	
CDM060040 AlTiN	4	8	50	6	60°	2	0,020	O	
CDM090040 AlTiN	4	8	50	6	90°	2	0,040	O	
CDM120040 AlTiN	4	8	50	6	120°	2	0,080	O	
CDM060050 AlTiN	5	10	50	6	60°	2	0,020	O	
CDM090050 AlTiN	5	10	50	6	90°	2	0,050	O	
CDM120050 AlTiN	5	10	50	6	120°	2	0,160	O	
CDM060060 AlTiN	6	12	60	8	60°	2	0,020	O	
CDM090060 AlTiN	6	12	60	8	90°	2	0,040	O	
CDM120060 AlTiN	6	12	60	8	120°	2	0,150	O	
CDM060080 AlTiN	8	16	75	10	60°	2	0,020	O	
CDM090080 AlTiN	8	16	75	10	90°	2	0,040	O	
CDM120080 AlTiN	8	16	75	10	120°	2	0,140	O	
CDM060100 AlTiN	10	20	75	12	60°	2	0,020	O	
CDM090100 AlTiN	10	20	75	12	90°	2	0,040	O	
CDM120100 AlTiN	10	20	75	12	120°	2	0,150	O	
CDM060120 AlTiN	12	25	75	12	60°	2	0,020	O	
CDM090120 AlTiN	12	25	75	12	90°	2	0,090	O	
CDM120120 AlTiN	12	25	75	12	120°	2	0,140	O	
CDM060140 AlTiN	14	28	80	14	60°	2	0,020	O	
CDM090140 AlTiN	14	28	80	14	90°	2	0,080	O	
CDM120140 AlTiN	14	28	80	14	120°	2	0,150	O	
CDM060160 AlTiN	16	32	100	16	60°	2	0,020	O	
CDM090160 AlTiN	16	32	100	16	90°	2	0,090	O	
CDM120160 AlTiN	16	32	100	16	120°	2	0,140	O	
CDM060200 AlTiN	20	35	100	20	60°	2	0,020	O	
CDM090200 AlTiN	20	35	100	20	90°	2	0,080	O	
CDM120200 AlTiN	20	35	100	20	120°	2	0,140	O	

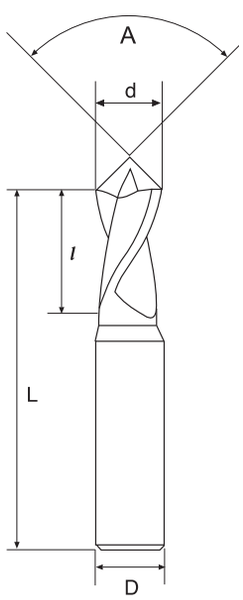

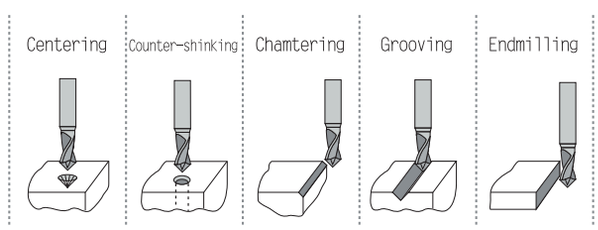

	Centering	Counter-shinking	Chamtering	Grooving	Endmilling
60°	x	●	●	x	●
90°	●	●	●	●	●
120°	●	●	●	●	●

Application: ■ Recommend □ Suitable x Not Recommend

Carbon steel, Alloy steel	Pre-harden steel ~45HRC	High-hardened ~50HRC	~55HRC	~60HRC	~65HRC	Stainless steel	Copper alloy	Aluminun alloy
□	■	■	□	-	-	□	-	-

ESEMPIO SET _ *SATZ BEISPIEL* _ SET EXAMPLE

PROFI-BOX SET PE TiSiN

			d	l	L	D	z	STOCK	
				(mm)					
Art. SET PE 3T TiSiN 45°	n° 1	PE0603 TiSiN	6	16	50	6	3	●	SPECIAL NET PRICE PROMO
	n° 1	PE0803 TiSiN	8	20	60	8	3		
	n° 1	PE1003 TiSiN	10	30	75	10	3		
	n° 1	PE1203 TiSiN	12	32	75	12	3		
Art. SET PE 4T TiSiN 45°	n° 1	PE0604 TiSiN	6	16	50	6	4	●	SPECIAL NET PRICE PROMO
	n° 1	PE0804 TiSiN	8	20	60	8	4		
	n° 1	PE1004 TiSiN	10	30	75	10	4		
	n° 1	PE1204 TiSiN	12	32	75	12	4		



PROFI-BOX SET MPE TiSiN

			d	l	L	D	z	STOCK	
				(mm)					
Art. SET MPE 3T TiSiN 45°	n° 10	MPE0103 TiSiN	1	3	50	4	3	●	SPECIAL NET PRICE PROMO
	n° 10	MPE0153 TiSiN	1,5	4	50	4	3		
	n° 10	MPE0203 TiSiN	2	6	50	4	3		
	n° 10	MPE0303 TiSiN	3	8	50	4	3		
	n° 10	MPE0403 TiSiN	4	11	50	4	3		

PROFI-BOX SET MSB TiSiN

			d	R	l	L	D	Z	STOCK	
					(mm)					
Art. SET MSB 2T/50 TiSiN 35°	n° 10	MSB0102 TiSiN	1	0,5	2	50	4	2	●	SPECIAL NET PRICE PROMO
	n° 10	MSB0152 TiSiN	1,5	0,75	3	50	4	2		
	n° 10	MSB0202 TiSiN	2	1	4	50	4	2		
	n° 10	MSB0302 TiSiN	3	1,5	6	50	4	2		
	n° 10	MSB0402 TiSiN	4	2	8	50	4	2		

● **Disponibile - *Lieferbar* - On stock** ○ A richiesta - *Auf Anfrage* - On request

RICAMBI

CODICE ORDINE Bestell-Nr. Order No.	PRICELIST on getooling.com
A02-20033 (M2X3,3 T06)	
A02-35082 (M3,5X8,2 T15)	
A02-60120 (M6X12 T25)	
A06-50088 (M5X8,8 T20)	
A13-25042 (M2,5X4,2 T08)	
A13-25050 (M2,5X5 T08)	
A13-30073 (M3X7,3 T08)	
AKE 12,4	
AS 0043 (M5X8,5 2,5)	
AS 0044 (M6X10 3)	
BFTX01604N (M1,6X4,2 T06)	
BFTX0204N (M2X4,8 T06)	
BFTX02206N (M2,2X5,6 T07)	
BFTX02506N (M2,5X6,5 T08)	
BFTX03584 (M3,5X8,6 T15)	
BFTX0511N (M5X11,5 T20)	
BFTX0615N (M6X15 T25)	
BL0 (M4X8,2 T15)	
BL1 (M5X10 T20)	
BL2 (M6X12,5 T25)	
BL3 (M8X16 5)	
BL4 (M8X20 5)	
BL5 (M10X25 6)	
BL6 (M10X30 6)	
BL7 (M12X35 8)	
BL8 (M12X40 8)	
BL9 (M2,5X6,5 T07)	
BL10 (M3X8,2 T09)	
BL11 (M2X5,5 T06)	
BT05 (TORX 05)	
BT06 (TORX 06)	
BT07 (TORX 07)	
BT08 (TORX 08)	
BT09 (TORX 09)	
BT15 (TORX 15)	
BT20 (TORX 20)	
BT25 (TORX 25)	
BT25 IP (TORX PLUS 25)	
CBH 08-10-12-16	
CVB35 (M3,5X4 T15)	
CVB45	
CVB55 (M8X21 IP25)	
CVB55 L (M8X21 4)	
E1	
G1 (M5X6 2,5)	
GBS1111 (M5X8 3,5)	
GBS1111E	
GBS1221 (M6X9 4,5)	
GBS1221E	
GBS-3E	
GESL	
VT40 SL (M4X5 T15)	
VT50 BHM (M5X12 3)	
GS1	
HP1111	
HP1111E	
HP1221	
HP1321	
HP2011E	
HP2421	
HP2421E	
HP4751	
K25	
KP 1111 (ESAGONO 2,5)	

CODICE ORDINE Bestell-Nr. Order No.	PRICELIST on getooling.com
KP 3111 (ESAGONO 3)	
KVR 16	
M6-16 (M6X16,2 5)	
M8X5QC (M8X1X5 3)	
MP1111	
MP1221	
MP1321	
MP3111	
P1	
RE0 (M3X5 1,5)	
RE1 (M3X6 1,5)	
RE2 (M4X8 2)	
RE3 (M5X8 2,5)	
RE4 (M5X12 2,5)	
RE5 (M8X12 4)	
RE6 (M8X16 4)	
RE7 (M8X20 4)	
RE8 (M8X20 4)	
RE9 (M3X4 1,5)	
RE10 (M3X5 1,5)	
RE11 (M2X4 0,89)	
RP1111	
RP1111E	
RP1221	
RP1321	
RP3112	
RP3112E	
S12 NEW	
S25 (M6X5,5 3)	
S35 (M6X48,7 3)	
SP1111 (M8X18,2 3)	
SP1111E	
SP1114 (M8X16,8 3)	
SP1221 (M8X20,5 3)	
SP1321 (M10X26,5 4)	
SP3111 (M6X16,7 2,5)	
SP3111E	
SS1111 (M3,5X11 T15)	
SS1114 (M3,5X7,2 T15)	
SS1221 (M4,5X12 T15)	
SS1751 (M2,5X6 T08)	
SS8831 (M3X7,3 T08)	
T16 NEW	
UP1111	
UP1111E	
UP1221	
UP1321	
UP2011E	
UP2421	
UP2421E	
UP5112	
UP5321	
UP5421	
UP6211	
UP71011	
UP71011E	
UP71111	
US1111	
US1111E	
US1221	
US1221E	
US2311	
US2311E	
US3431	

CODICE ORDINE Bestell-Nr. Order No.	PRICELIST on getooling.com
US3450	
US4111	
US4221	
US5511	
US6522	
US6522E	
US-3R	
US-3L	
USR-3E	
V04-T0600	
V04-T0800	
V04-T1500	
V04-T2000	
V04-T2500	
V1005 (M5X11 T20)	
V1006 (M6X16,2 T20)	
V11 (M3X8,2 T09)	
V26 (M2,5X5,5 T07)	
V27 (M2,5X6,5 T07)	
V36 (M3,5X10 T15)	
V41 (M4X11,7 T15)	
VF4 (M4X8 T08)	
VFS088 (M8X30)	
VT16 (M1,6X3,2 T06)	
VT1604 (M1,6X3,5 T05)	
VT18 (M1,8X3,7 T06)	
VT18 B (M1,8X3 T06)	
VT20 (M2X4,8 T06)	
VT20 B (M2X3,2 T06)	
VT22 (M2,2X4,8 T07)	
VT22 B (M2,2X4,5 T06)	
VT24 (M2X3,8 T06)	
VT25 (M2,5X5,5 T08)	
VT25 B (M2,5X5 T08)	
VT25 FLEXIMILL (M2,5X5,5 T08)	
VT2530 (M2,5X4,5 T07)	
VT2565 (M2,5X6,5 T08)	
VT25 830 (M2,5X5,5 T08)	
VT30 745 (M3X7,4 T09)	
VT30 G (M3X7 T08)	
VT35 (M3,5X8,6 T15)	
VT35 S (M3,5X8,6 T15)	
VT3511 (M3,5X11 T15)	
VT40 (M4X9 T15)	
VT4010 (M4X11,2 T15)	
VT40 710 (M4X10,5 T15)	
VT40 735 (M4X11,7 T15)	
VT40 835 (M4X11,7 T15)	
VT40 B (M4X8,3 T15)	
VT40QC (M4X0,7 3)	
VT40-3E	
VT40 R (M4X10 T15)	
VT40 S (M4X11,5 T20)	
VT45 (M4,5X10,5 T20)	
VT50 (M5X11 T20)	
VT.FB.030 (M8X30,5)	
VT.FB.035 (M10X31)	
VT.FB.STANDARD (M12X30 8)	
VTX 3503 (M3,5X3,3 T09)	
VTX 3504 (M3,5X4,2 T09)	
VTX 405 (M4X5,2 T15)	
VTX 408 (M4X7,8 T15)	

RICAMBI _ *ERSATZTEILE* _ SPAREPARTS

YES DRILL

CODICE ORDINE Bestell-Nr. Order No.	PRICELIST on getooling.com
CHIAVE 1,3	
CHIAVE 1,5	
CHIAVE 2,0	
CHIAVE 2,5	
CHIAVE 3,0	
CAP SCREW CS 080-085 SL	
CAP SCREW CS 090-095 SL	
CAP SCREW CS 100-115 SL	
CAP SCREW CS 120-135 SL	
CAP SCREW CS 140-155 SL	
CAP SCREW CS 160-175 SL	
CAP SCREW CS 180-195 SL	
CAP SCREW CS 200-215 SL	
CAP SCREW CS 220-235 SL	
CAP SCREW CS 240-255 SL	
CAP SCREW CS 260-275 SL	
CAP SCREW CS 280-295 SL	
CAP SCREW CS 300-315 SL	
CAP SCREW CS 320-355 SL	
CAP SCREW CS 360-395 SL	
CAP SCREW CS 400-445 SL	
CAP SCREW CS 450-500 SL	
GRANO M2,5X4 SL	
GRANO M3X6 SL	
GRANO M4X8 SL	
GRANO M5X10 SL	
GRANO M6X12 SL	

SLIM CHUCK

CODICE ORDINE Bestell-Nr. Order No.	PRICELIST on getooling.com
CHIAVE 30194-002	
CHIAVE 30194-632	
CHIAVE 30194-643	
CHIAVE 30194-644	
VITE M4L70	
VITE M4L85	
VITE M5L95	
VITE M5L100	
BUSSOLA OP-M8	
BUSSOLA OP-M10	
BUSSOLA OP-M12	
BUSSOLA OP-M16	
ESTRATTORE TP-M8	
ESTRATTORE TP-M12	

NICECUT

CODICE ORDINE Bestell-Nr. Order No.	PRICELIST on getooling.com
CL-1S	
K-3	
L-6	
L-12	
L-13	
L-14	
L-15	
L-18	
M-1	
MA-1	
N-4	
N-5	
N-6	
N-7	

PARAMETRI INSERTI

MILLING		P	M	K	N	S	H
APMX 060210 MPH	**K400**	P25-P40	M20-M40	K20-K40			
	fz	0,2-0,7	0,2-0,7	0,2-0,7			
	ap	0,2-0,6	0,2-0,6	0,2-0,6			
	VC	110-200	90-160	120-230			
APKT 060204 PDTR-K	**K400**	P25-P40	M20-M40	K20-K40			
	fz	0,05-0,25	0,05-0,25	0,05-0,25			
	ap	0,5-2,5	0,5-2,5	0,5-2,5			
	VC	110-200	90-160	120-230			
APKT 060204 PDER-S	**K300**	P25-P40	M20-M40	K20-K40			
	fz	0,05-0,25	0,05-0,25	0,05-0,25			
	ap	0,5-2,5	0,5-2,5	0,5-2,5			
	VC	110-200	90-160	120-230			
APKT 060204 PDER-S	**P200**	P10-P20		K10-K20			
	fz	0,05-0,25		0,05-0,25			
	ap	0,5-2,5		0,5-2,5			
	VC	180-280		160-270			
APKT 060204 PDER-S	**P300**	P30-P40	M30-M40				
	fz	0,05-0,25	0,05-0,25				
	ap	0,05-2,5	0,05-2,5				
	VC	110-180	90-160				
APKT 060220 PDER-S	**P200**	P25-P40	M20-M40	K20-K40			
	fz	0,05-0,25	0,05-0,25	0,05-0,25			
	ap	0,5-2,5	0,5-2,5	0,5-2,5			
	VC	110-200	90-160	120-230			
APKT 060220 PDER-S	**P300**	P10-P20		K10-K20			
	fz	0,05-0,25		0,05-0,25			
	ap	0,5-2,5		0,5-2,5			
	VC	180-280		160-270			
APKT 060220 PDER-S	**K300**	P30-P40	M30-M40				
	fz	0,05-0,25	0,05-0,25				
	ap	0,05-2,5	0,05-2,5				
	VC	110-180	90-160				
APKT 1003 PDR-M	**K400**	P25-P40	M20-M40	K20-K40			
	fz	0,10-0,30	0,10-0,30	0,10-0,30			
	ap	0,1-4	0,1-4	0,1-4			
	VC	100-170	70-130	120-230			
APKT 1003 PDER-S	**K300**	P25-P40	M20-M40	K20-K40			
	fz	0,10-0,30	0,10-0,30	0,10-0,30			
	ap	0,1-4	0,1-4	0,1-4			
	VC	100-170	70-130	120-230			
APKT 1003 PDER-S	**P200**	P10-P20		K10-K20			
	fz	0,05-0,30		0,05-0,30			
	ap	0,1-4		0,1-4			
	VC	180-280		160-270			
APKT 1003 PDER-S	**P300**	P30-P40	M30-M40				
	fz	0,05-0,25	0,05-0,25				
	ap	0,1-4	0,1-4				
	VC	110-120	90-160				
APKT 1003 PDFR-R 04 ALU	**K15**				K10-K15		
	fz				0,10-0,40		
	ap				0,1-0,7		
	VC				200-700		
APKT 1604 PDR-M	**K400**	P25-P40	M20-M40	K20-K40			
	fz	0,10-0,30	0,10-0,30	0,10-0,30			
	ap	0,1-7	0,1-7	0,1-7			
	VC	100-170	70-130	120-230			

PARAMETRI INSERTI _ *SCHNITTDATEN* _ CUTTING CONDITION

MILLING		P	M	K	N	S	H
APKT 1604 PDER-S	**K300**	P25-P40	M20-M40	K20-K40			
	fz	0,10-0,30	0,10-0,30	0,10-0,30			
	ap	0,1-7	0,1-7	0,1-7			
	VC	100-170	70-130	120-230			
APKT 1604 PDER-S	**P200**	P10-P20		K10-K20			
	fz	0,05-0,20		0,05-0,20			
	ap	0,1-7		0,1-7			
	VC	180-280		160-270			
APKT 1604 PDER-S	**P300**	P30-P40	M30-M40				
	fz	0,05-0,25	0,05-0,25				
	ap	0,1-7	0,1-7				
	VC	110-120	90-160				
APKT 1604 PDFR-R04 ALU	**K15**				K10-K15		
	fz				0,10-0,40		
	ap				0,1-11,2		
	VC				200-700		
APKT 1604 PDFR-R08 ALU	**K15**				K10-K15		
	fz				0,10-0,40		
	ap				0,1-11,2		
	VC				200-700		
APPT 100308 PDSR-MM	**K400**	P25-P40	M20-M40	K20-K40			
	fz	0,10-0,30	0,10-0,30	0,10-0,30			
	ap	0,1-4	0,1-4	0,1-4			
	VC	100-170	70-130	120-230			
APPT 160408 PDSR-MM	**K400**	P25-P40	M20-M40	K20-K40			
	fz	0,10-0,30	0,10-0,30	0,10-0,30			
	ap	0,1-7	0,1-7	0,1-7			
	VC	100-170	70-130	120-230			
APHX 1003 FR-ALU	**K15**				K10-K15		
	fz				0,10-0,20		
	ap				0,1-4		
	VC				200-700		
APHX 1604 FR-ALU	**K15**				K10-K15		
	fz				0,10-0,20		
	ap				0,1-8		
	VC				200-700		
APHX 1604 PDR-ALU	**K15**				K10-K15		
	fz				0,10-0,20		
	ap				0,1-8		
	VC				200-700		
APHT 100304	**P25**	P25					
	fz	0,07-0,15					
	ap	0,1-4					
	VC	70-200					
APHT 100304	**TIN**	P20-P40	M20-M40				
	fz	0,07-0,18	0,07-0,18				
	ap	0,1-4	0,1-4				
	VC	120-250	80-200				
APHT 100304	**TIALN**	P20-P25	M20-M35	K20-K30			
	fz	0,07-0,20	0,07-0,20	0,07-0,20			
	ap	0,5-4	0,5-4	0,5-4			
	VC	110-220	70-130	120-230			
APHT 1604 PDR	**P25**	P25					
	fz	0,10-0,18					
	ap	0,1-7					
	VC	70-200					

MILLING		P	M	K	N	S	H
APHT 1604 PDR	**TIN**	P20-P40	M20-M40				
	fz	0,10-0,20	0,08-0,18				
	ap	0,1-7	0,1-7				
	VC	110-220	70-130				
APHT 1604 PDR	**TIALN**	P20-P25	M20-M35	K20-K30			
	fz	0,05-0,20	0,05-0,20	0,05-0,20			
	ap	0,5-7	0,5-7	0,5-7			
	VC	120-280	80-200	120-230			
CCMT 0602 02/04	**K400**	P10-P30	M10-M25	K10-K20			
	fz	0,07-0,17	0,06-0,14	0,06-0,15			
	ap	0,3-1,8	0,3-1,4	0,3-1,8			
	VC	120-250	80-220	120-230			
CCMT 09T3 04/08	**K400**	P10-P30	M10-M25	K10-K20			
	fz	0,09-0,20	0,08-0,26	0,08-0,20			
	ap	0,3-2,5	0,3-2	0,3-2,5			
	VC	120-250	80-220	120-230			
CCMT 1204 04/08	**K400**	P10-P30	M10-M25	K10-K20			
	fz	0,18-0,45	0,18-0,35	0,15-0,50			
	ap	0,5-4	0,5-4	0,5-5			
	VC	120-250	80-220	120-230			
CPMT 05T104	**K300**	P15-P30	M20-M35	K15-K30			
	fz	0,15-0,4	0,15-0,4	0,15-0,4			
	ap	0,1-3,5	0,1-3,5	0,1-3,5			
	VC	130-220	100-160	120-180			
CPMT 05T1 02/04 EN-PS	**P200**	P10-P20		K10-K20			
	fz	0,15-0,4		0,15-0,4			
	ap	0,1-3,5		0,1-3,5			
	VC	150-250		150-230			
CPMT 05T1 02/04 EN-PM1	**K400**	P20-P35	M15-M30	K15-K25			
	fz	0,15-0,4	0,15-0,4	0,15-0,4			
	ap	0,1-3,5	0,1-3,5	0,1-3,5			
	VC	130-220	100-160	120-180			
LNEX 1006	**K15**				K10-K20		
	fz				0,05-0,20		
	ap				0,1-4		
	VC				250-400		
LNEX 1510	**K15**				K10-K20		
	fz				0,05-0,20		
	ap				0,1-6		
	VC				250-400		
LNKX 1006	**K400**	P25-P40	M20-M40	K20-K40			
	fz	0,10-0,30	0,10-0,30	0,10-0,30			
	ap	0,1-4	0,1-4	0,1-4			
	VC	110-200	90-160	120-230			
LNKX 1510	**K400**	P25-P40	M20-M40	K20-K40			
	fz	0,10-0,30	0,10-0,30	0,10-0,30			
	ap	0,1-6	0,1-6	0,1-6			
	VC	110-220	90-160	120-200			
LNMX 1006	**K300**	P25-P40	M20-M40	K20-K40			
	fz	0,10-0,30	0,10-0,30	0,10-0,30			
	ap	0,1-4	0,1-4	0,1-4			
	VC	110-200	90-160	120-230			
LNMX 1006	**P200**	P10-P20		K10-K20			
	fz	0,05-0,20		0,10-0,25			
	ap	0,1-4		0,1-4			
	VC	100-220		120-220			

PARAMETRI INSERTI _ *SCHNITTDATEN* _ CUTTING CONDITION

MILLING		P	M	K	N	S	H
LNMX 1006	**P300**	P30-P40	M30-M40				
	fz	0,05-0,25	0,05-0,20				
	ap	0,1-4	0,1-4				
	VC	100-170	60-130				
LNMX 1510	**K300**	P25-P40	M20-M40	K20-K40			
	fz	0,10-0,30	0,10-0,30	0,10-0,30			
	ap	0,1-6	0,1-6	0,1-6			
	VC	110-220	90-160	120-200			
LNMX 1510	**P200**	P10-P20		K10-K20			
	fz	0,05-0,20		0,05-0,25			
	ap	0,1-6		0,1-6			
	VC	110-220		110-220			
LNMX 1510	**P300**	P30-P40	M30-M40				
	fz	0,08-0,25	0,08-0,25				
	ap	0,1-6	0,1-6				
	VC	100-170	60-130				
ONMU 1205 ANN	**K300**	P25-P40	M20-M40	K20-K40			
	fz	0,05-0,25	0,05-0,25	0,05-0,25			
	ap	0,5-2,5	0,5-2,5	0,5-2,5			
	VC	110-220	90-160	120-200			
ONMU 1205 ANN	**P200**	P10-P20		K10-K20			
	fz	0,05-0,25		0,05-0,25			
	ap	0,5-2,5		0,5-2,5			
	VC	180-280		160-270			
ONMU 1205 ANN	**P300**	P30-P40	M30-M40				
	fz	0,05-0,25	0,05-0,25				
	ap	0,5-2,5	0,5-2,5				
	VC	110-190	90-170				
RDHT 0501 MOF ALU	**K15**				K05-K10		
	fz				0,2-1		
	ap				0,5-2		
	VC				100-350		
RDKW 0501 MOS-MP **RDKW 0702 MOS-MP**	**K400**	P15-P35	M30-M40	K10-K30			
	fz	0,11-0,22	0,08-0,18	0,11-0,22			
	ap	0,3-3	0,3-3	0,3-3			
	VC	180-300	100-150	220-300			
RDHT 0702 MOF ALU	**K15**				K05-K10		
	fz				0,2-1		
	ap				0,5-3		
	VC				100-350		
RDHT 1003 MOF ALU	**K15**				K05-K10		
	fz				0,2-1		
	ap				1-3,5		
	VC				100-350		
RDKW 1003 MOS-MP **RDKW 12T3 MOS-MP**	**K400**	P15-P35	M30-M40	K10-K30			
	fz	0,11-0,22	0,08-0,18	0,11-0,22			
	ap	1-6	1-6	1-6			
	VC	180-300	100-150	220-300			
RDHT 12T3 MOF ALU	**K15**				K05-K10		
	fz				0,2-1		
	ap				1-4		
	VC				100-350		

MILLING		P	M	K	N	S	H
RDHT 1604 MOF ALU	**K15**				K05-K10		
	fz				0,2-1		
	ap				1-5		
	VC				100-350		
RDKW 1604MOS-MP	**K400**	P15-P35	M30-M40	K10-K30			
	fz	0,11-0,22	0,08-0,18	0,11-0,22			
	ap	1-8	1-8	1-8			
	VC	180-300	100-150	220-300			
SCMT 060204	**K400**	P15-P30	M20-M35	K15-K30			
	fz	0,05-2	0,05-2	0,05-2			
	ap	0,1-2	0,1-2	0,1-2			
	VC	100-240	130-220	120-200			
SCMT 060204	**K400**	P15-P30	M20-M35	K15-K30			
	f	0,05-2	0,05-2	0,05-2			
	--	--	--	--			
	VC	100-240	130-220	120-200			
SCMT 09T308	**K400**	P10-P30	M10-M25	K10-K20			
	fz	0,18-0,45	0,20-0,40	0,15-0,50			
	ap	0,5-3,2	0,5-3,2	0,5-4			
	VC	120-250	80-220	120-230			
SCMT 120408	**K400**	P10-P30	M10-M25	K10-K20			
	fz	0,13-0,30	0,20-0,40	0,15-0,50			
	ap	1-5	1-5	1-5			
	VC	120-250	110-170	120-230			
SDMT 1205 PDR.69	**P25**	P25					
	fz	0,07-0,20					
	ap	0,1-8,8					
	VC	70-200					
SDMT 1205 PDR.69	**TIN**	P20-P40	M20-M40				
	fz	0,10-0,25	0,07-0,20				
	ap	0,1-8,8	0,1-5,3				
	VC	120-280	80-200				
SDMT 1205 PDR.69	**TIALN**	P20-P35	M20-M35	K20-K30			
	fz	0,10-0,30	0,10-0,30	0,10-0,30			
	ap	1-5	1-5	1-5			
	VC	110-220	70-130	120-230			
SEEX 12T408 TiN	**TiN**	P25-P40	M20-M40	K20-K40			
	fz	0,08-0,15	0,08-0,15	0,08-0,15			
	ap	0,5-2,5	0,5-2,5	0,5-2,5			
	VC	80-150	80-150	80-150			
SEHT 13T3	**K300**	P25-P40	M20-M40	K20-K40			
	fz	0,10-0,30	0,05-0,25	0,10-0,30			
	ap	0,5-5	0,5-5	0,5-5			
	VC	110-220	90-160	120-200			
SEHT 13T3	**P200**	P25-P40		K10-K20			
	fz	0,08-0,30		0,05-0,30			
	ap	0,1-5		0,1-5			
	VC	170-250		160-260			
SEHT 13T3	**P300**	P30-P40	M30-M40				
	fz	0,05-0,30	0,01-0,30				
	ap	0,5-5	0,1-5				
	VC	110-190	80-150				
SEHX 13T03 ALU	**K15**				K10-K20		
	fz				0,10-0,30		
	ap				0,1-3		
	VC				200-350		

PARAMETRI INSERTI _ *SCHNITTDATEN* _ CUTTING CONDITION

MILLING		P	M	K	N	S	H
SEHX 1204 ALU	**K15**				K10-K20		
	fz				0,10-0,30		
	ap				0,1-3		
	VC				200-350		
SEKR 1203 AFTN	**K400**	P15-P40	M15-M35	K10-K50			
	fz	0,15-0,36	0,12-0,26	0,15-0,41			
	ap	0,5-5	0,5-5	0,5-7			
	VC	130-240	70-170	100-200			
SDKT 1204 **SEKT 1204 AFTN**	**K400**	P25-P40	M20-M40	K20-K40			
	fz	0,10-0,16	0,10-0,13	0,10-0,15			
	ap	0,5-5	0,5-5	0,5-5			
	VC	130-240	70-170	100-200			
SNEX 1206 ANN MA ALU	**K15**				K10-K20		
	fz				0,10-0,30		
	ap				0,1-3		
	VC				200-350		
SNHX 1102/03 T	**P25**	P25					
	fz	0,05-0,11					
	ap	0,1-11					
	VC	70-90					
SNHX 1102/03 T	**TIN**	P20-P40	M20-M40				
	fz	0,06-0,15	0,05-0,1				
	ap	0,1-11	0,1-11				
	VC	140-160	90-120				
SNHX 1203/05 T	**P25**	P25					
	fz	0,05-0,11					
	ap	0,1-12					
	VC	70-90					
SNHX 1203/05 T	**TIN**	P20-P40	M20-M40				
	fz	0,06-0,15	0,05-0,1				
	ap	0,1-12	0,1-12				
	VC	140-160	90-120				
SNHX 1102/03 T **SNHX 1203/05 T**	**TIALN**	P25-P40	M20-M40	K20-K40			
	fz	0,08-0,15	0,08-0,15	0,08-0,15			
	ap	--	--	--			
	VC	120-200	70-130	130-210			
SNHX 1102/03 ALU **SNHX 1203/05 ALU**	**K15**				K10-K15		
	fz				0,08-0,15		
	ap				--		
	VC				200-500		
SNMU 1206 ANER	**K300**	P25-P40	M20-M40	K20-K40			
	fz	0,05-0,25	0,05-0,25	0,05-0,25			
	ap	0,5-5	0,5-5	0,5-5			
	VC	110-220	90-160	120-200			
SNMU 1206 ANER	**P200**	P10-P20		K10-K20			
	fz	0,05-0,25		0,05-0,25			
	ap	0,5-5		0,5-5			
	VC	190-290		200-300			
SNMU 1206 ANER	**P300**	P30-P40	M30-M40				
	fz	0,05-0,25	0,05-0,25				
	ap	0,5-5	0,5-5				
	VC	110-190	90-170				

MILLING		P	M	K	N	S	H
SNMX 1206 ANN1	**K300**	P25-P40	M20-M40	K20-K40			
	fz	0,10-0,30	0,05-0,25	0,10-0,30			
	ap	0,5-5	0,5-5	0,5-5			
	VC	110-220	90-160	120-200			
SNMX 1206 ANN1	**P200**	P25-P40		K20-K40			
	fz	0,05-0,25		0,05-0,20			
	ap	0,5-5		0,5-5			
	VC	180-280		160-270			
SNMX 1206 ANN1	**P300**	P30-P40	M20-M40				
	fz	0,05-0,25	0,05-0,25				
	ap	0,5-5	0,5-5				
	VC	110-190	70-170				
SNKX 1206 ANN1	**K400**	P25-P40	M20-M40	K20-K40			
	fz	0,08-0,12	0,06-0,2	0,12-0,35			
	ap	0,12-6	0,12-6	0,12-6			
	VC	110-200	70-150	120-200			
SPGT 060304 ALU	**K15**				K10-K15		
	fz				0,10-0,20		
	ap				0,5-2,0		
	VC				200-700		
SPGT 09T308 ALU	**K15**				K10-K15		
	fz				0,10-0,20		
	ap				0,5-2,0		
	VC				200-700		
SPGT 120408 ALU	**K15**				K10-K15		
	fz				0,10-0,20		
	ap				0,5-5,0		
	VC				200-700		
SPMT 060304	**K400**	P15-P40	M15-M35	K10-K50			
	fz	0,05-0,10	0,05-0,08	0,05-0,12			
	ap	0,3-3	0,3-3	0,3-3			
	VC	130-240	70-170	110-220			
SPMT 09T308	**K400**	P15-P40	M15-M35	K10-K50			
	fz	0,08-0,20	0,08-0,20	0,05-0,20			
	ap	0,5-4	0,5-4	0,5-4			
	VC	130-240	70-170	110-220			
SPMT 120408	**K400**	P15-P40	M15-M35	K10-K50			
	fz	0,08-0,20	0,08-0,20	0,11-0,25			
	ap	0,5-6	0,5-6	0,5-6			
	VC	130-240	70-170	110-220			
TCGX 163504	**K400**	P10-P30	M10-M25	K10-K20			
	fz	0,08-0,15	0,08-0,15	0,08-0,15			
	ap	1-7,5	1-7,5	1-7,5			
	VC	30-70	30-50	70-90			
TCMT 080204	**K400**	P10-P30	M10-M25	K10-K20			
	fz	0,03-0,15	0,03-0,15	0,03-0,15			
	ap	0,1-1,0	0,1-1,0	0,1-1,0			
	VC	80-150	60-130	100-160			
TCMT 1102 02/04	**K400**	P10-P30	M10-M25	K10-K20			
	fz	0,08-0,17	0,06-0,16	0,06-0,15			
	ap	0,3-1,8	0,3-1,4	0,3-1,8			
	VC	100-200	80-170	120-230			
TCMT 16T3 04/08	**K400**	P10-P30	M10-M25	K10-K20			
	fz	0,10-0,20	0,08-0,16	0,08-0,18			
	ap	0,3-2,5	0,3-2	0,3-2,5			
	VC	120-250	80-170	120-230			

PARAMETRI INSERTI _ *SCHNITTDATEN* _ CUTTING CONDITION

MILLING		P	M	K	N	S	H
TCMX 16T3/08 ZR	**TIN/TiALN**	P25-P40	M20-M40	K20-K40			
	fz	0,02-0,04	0,02-0,04	0,02-0,04			
	ap	0,5-1,5	0,5-1,5	0,5-1,5			
	VC	30-70	30-50	50-90			
WNEU 040304/08	**K300**	P25-P40	M20-M40	K20-K40			
	fz	0,10-0,30	0,10-0,30	0,10-0,30			
	ap	0,5-3,5	0,5-3,5	0,5-3,5			
	VC	110-200	50-120	120-200			
WNEU 040304/08	**P200**	P10-P20		K10-K20			
	fz	0,10-0,30		0,10-0,30			
	ap	0,5-3,5		0,5-3,5			
	VC	110-220		110-220			
WNEU 040304/08	**P300**	P25-P40	M30-M40				
	fz	0,10-0,30	0,10-0,30				
	ap	0,5-3,5	0,5-3,5				
	VC	110-200	60-130				
WNEU 080608/12	**K300**	P25-P40	M20-M40	K20-K40			
	fz	0,10-0,30	0,10-0,30	0,10-0,30			
	ap	0,5-6	0,5-6	0,5-6			
	VC	110-200	50-120	120-200			
WNEU 080608/12	**P200**	P10-P20		K10-K20			
	fz	0,10-0,30		0,10-0,30			
	ap	0,5-6		0,5-6			
	VC	110-220		110-220			
WNEU 080608/12	**P300**	P30-P40	M30-M40				
	fz	0,10-0,30	0,10-0,30				
	ap	0,5-6	0,5-6				
	VC	100-170	60-130				
WNEU 080608	**K400**	P10-P30		K15-K25			H10-H35
	fz	0,10-0,30		0,10-0,30			0,10-0,30
	ap	0,5-6		0,5-6			0,5-6
	VC	110-220		120-200			120-200
WNMU 080608-MB	**K400**	P25-P40	M20-M40	K20-K40			
	fz	0,10-0,30	0,10-0,30	0,10-0,30			
	ap	0,5-6	0,5-6	0,5-6			
	VC	110-200	50-120	120-200			
WNEX 080608 ALU	**K15**				K10-K20		
	fz				0,10-0,30		
	ap				0,5-6		
	VC				300-500		
XNEX 080610-HF	**K400**		M20-M40				
	fz		0,40-1,00				
	ap		0,30				
	VC		114-171				

TURNING		P	M	K	N	S	H
CCGT 030102 - FN	**K400**	P20-P35	M10-M25	K10-K20			
	f	0,03-0,15	0,03-0,15	0,03-0,15			
	--	--	--	--			
	VC	100-190	70-90	120-200			
CCGT 0602 02/04 ALU **CCGT 09T3 02/04/08 ALU** **CCGT 1204 02/04/08 ALU**	**K15**				K10-K20		
	f				0,05-0,20		
	--				--		
	VC				160-250		
CCMT 0602 02/04	**K400**	P10-P30	M10-M25	K10-K20			
	f	0,07-0,17	0,06-0,14	0,06-0,15			
	--	--	--	--			
	VC	120-250	80-220	120-230			
CCMT 09T3 04/08	**K400**	P10-P30	M10-M25	K10-K20			
	f	0,09-0,20	0,08-0,26	0,08-0,20			
	--	--	--	--			
	VC	120-250	80-220	120-230			
CCMT 1204 04/08	**K400**	P10-P30	M10-M25	K10-K20			
	f	0,18-0,45	0,18-0,35	0,15-0,50			
	--	--	--	--			
	VC	120-250	80-220	120-230			
CPGT 05T1 02-04 **CDGT 0401 01/02/04 N-ALU**	**K15**				K10-K15		
	f				0,03-0,12		
	--				--		
	VC				160-250		
CDGT 0401 02/04 FN	**K400**	P20-P35	M15-M30	K15-K25			
	f	0,03-0,15	0,03-0,15	0,03-0,15			
	--	--	--	--			
	VC	110-190	70-90	120-200			
DCGT 04T002 FN-ALU	**K15**				K10-K15		
	f				0,02-0,15		
	--				--		
	VC				160-250		
DCGT 04T002 EN-PM1	**K400**	P20-P35	M15-M30	K15-K25			
	f	0,05-0,20	0,05-0,20	0,05-0,20			
	--	--	--	--			
	VC	100-190	70-90	120-200			
DCGT 0702 02/04	**K15**				K10-K20		
	f				0,08-0,20		
	--				--		
	VC				160-250		
DCGT 11T302 04/08	**K15**				K10-K20		
	f				0,10-0,25		
	--				--		
	VC				160-250		
DCMT 0702 02/04	**K400**	P10-P30	M10-M25	K10-K20			
	f	0,07-0,17	0,06-0,14	0,06-0,15			
	--	--	--	--			
	VC	120-250	80-220	120-230			
DCMT 11T3 02/04/08	**K400**	P10-P30	M10-M25	K10-K20			
	f	0,18-0,45	0,18-0,35	0,15-0,55			
	--	--	--	--			
	VC	120-250	80-220	120-230			
SCGT 09T3 04/08 ALU **SCGT 120408 ALU**	**K15**				K10-K20		
	f				0,10-0,25		
	--				--		
	VC				160-250		

PARAMETRI INSERTI _ *SCHNITTDATEN* _ CUTTING CONDITION

TURNING		P	M	K	N	S	H
SCMT 09T308	**K400**	P10-P30	M10-M25	K10-K20			
	f	0,18-0,45	0,20-0,40	0,15-0,50			
	--	--	--	--			
	VC	120-250	80-220	120-230			
SCMT 120408	**RK400**	P10-P30	M10-M25	K10-K20			
	f	0,13-0,30	0,20-0,40	0,15-0,50			
	--	--	--	--			
	VC	120-250	110-170	120-230			
TCGT 1102 02/04 **TCGT 16T3 04/08**	**K15**				K10-K20		
	f				0,10-0,25		
	--				--		
	VC				160-250		
TCMT 1102 02/04	**K400**	P10-P30	M10-M25	K10-K20			
	f	0,08-0,17	0,06-0,16	0,06-0,15			
	--	--	--	--			
	VC	120-250	80-220	120-230			
TCMT 16T3 04/08	**K400**	P10-P30	M10-M25	K10-K20			
	f	0,10-0,20	0,08-0,16	0,08-0,18			
	--	--	--	--			
	VC	120-250	80-220	120-210			
VBMT 110304	**K400**	P10-P30	M10-M25	K10-K20			
	f	0,07-0,17	0,06-0,14	0,06-0,15			
	--	--	--	--			
	VC	120-250	80-220	120-230			
VBMT 1604 04/08	**K400**	P10-P30	M10-M25	K10-K20			
	f	0,16-0,30	0,16-0,30	0,14-0,40			
	--	--	--	--			
	VC	120-250	80-220	120-230			
VCGT 0501 02 FN-ALU **VCGT 0702 01/02/04 FN-ALU**	**K15**				K10-K15		
	f				0,02-0,15		
	--				--		
	VC				160-250		
VCGT 0501 01/02 **VCMT 0702 02/04**	**K400**	P20-P35	M15-M30	K15-K25			
	f	0,05-0,20	0,05-0,20	0,05-0,20			
	--	--	--	--			
	VC	100-190	70-90	120-200			
VCGT 1103 02/04/08 **VCGT 1604 04/08**	**K15**				K10-K20		
	f				0,10-0,25		
	--				--		
	VC				160-250		
VCMT 110304	**K400**	P20-P35	M15-M30	K15-K25			
	f	0,05-0,20	0,05-0,20	0,05-0,20			
	--	--	--	--			
	VC	100-190	70-90	120-200			
VCMT 1604 04/08	**K400**	P10-P30	M10-M25	K10-K20			
	f	0,09-0,25	0,08-0,20	0,08-0,25			
	--	--	--	--			
	VC	120-200	80-100	120-200			
WCGT 0201 01/02 FN-ALU	**K15**				K10-K30		
	f				0,03-0,15		
	--				--		
	VC				160-250		
WCMT 0201 02/04	**X55**	P10-P30	M20-M40	K10-K20			
	f	0,05-0,20	0,05-0,20	0,05-0,20			
	--	--	--	--			
	VC	100-190	70-90	120-200			

DRILLING		P	M	K	N	S	H
SEEX 12T408	**TIN**	P25-P40	M20-M40	K20-K40			
	f	0,02-0,05	0,02-0,05	0,02-0,05			
	--	--	--	--			
	VC	40-80	40-50	40-80			
XPMT 042004 ALU **XPMT 052804 ALU** **XPMT 063306 ALU** **XPMT 074006 ALU** **XPMT 094508 ALU** **XPMT 125812 ALU** **XPMT 156812 ALU**	**K15**				K10-K20		
	fz				0,01-0,15		
	ap				--		
	VC				120-340		
XPMT 042004 **XPMT 052804** **XPMT 063306** **XPMT 074006** **XPMT 094508** **XPMT 125812** **XPMT 156812**	**K300**	P10-P25		K10-K30			
	fz	0,06-0,15		0,06-0,2			
	ap	--		--			
	VC	170-220		200-250			
XPMT 042004 **XPMT 052804** **XPMT 063306** **XPMT 074006** **XPMT 094508** **XPMT 125812** **XPMT 156812**	**P300**	P10-P30	M20-M35	K10-K30			
	fz	0,06-0,15	0,06-0,15	0,06-0,2			
	ap	--	--	--			
	VC	150-200	140-190	180-230			
WCHX 040102FN-BAL LW610 **WCHX 040104FN-BAL LW610** **WCHX 05T102FN-BAL LW610** **WCHX 05T104FN-BAL LW610** **WCHX 060202FN-BAL LW610** **WCHX 060204FN-BAL LW610** **WCHX 070304FN-BAL LW610** **WCHX 070308FN-BAL LW610** **WCHX 090304FN-BAL LW610** **WCHX 090308FN-BAL LW610** **WCHX 10T304FN-BAL LW610** **WCHX 10T308FN-BAL LW610** **WCHX 130508FN-BAL LW610**	**K15**				K10-K20		
	fz				0,01-0,13		
	ap				--		
	VC				120-230		

PARAMETRI INSERTI _ *SCHNITTDATEN* _ CUTTING CONDITION

DRILLING		P	M	K	N	S	H
WCHX 040102EN-BFM LCP25T **WCHX 040104EN-BFM LCP25T** **WCHX 05T102EN-BFM LCP25T** **WCHX 05T104EN-BFM LCP25T** **WCHX 060202EN-BFM LCP25T** **WCHX 060204EN-BFM LCP25T** **WCHX 070304EN-BFM LCP25T** **WCHX 070308EN-BFM LCP25T** **WCHX 090304EN-BFM LCP25T** **WCHX 090308EN-BFM LCP25T** **WCHX 10T304EN-BFM LCP25T** **WCHX 10T308EN-BFM LCP25T** **WCHX 130508EN-BFM LCP25T**	**K400**	P25-P40	M20-M40	K20-K40			
	fz	0,01-0,13	0,01-0,13	0,01-0,13			
	ap						
	VC	130-240	90-160	120-180			
WCHX 040102EN-BFM **WCHX 040104EN-BFM LCM45T** **WCHX 05T102EN-BFM LCM45T** **WCHX 05T104EN-BFM LCM45T** **WCHX 060202EN-BFM LCM45T** **WCHX 060204EN-BFM LCM45T** **WCHX 070304EN-BFM LCM45T** **WCHX 070308EN-BFM LCM45T** **WCHX 090304EN-BFM LCM45T** **WCHX 090308EN-BFM LCM45T** **WCHX 10T304EN-BFM LCM45T** **WCHX 10T308EN-BFM LCM45T** **WCHX 130508EN-BFM LCM45T**	**P300**	P30-P40	M30-M40				
	fz	0,01-0,13	0,01-0,13				
	ap						
	VC	70-150	50-150				

GROOVING		P	M	K	N	S	H
GELCGS...		P25-P40	M20-M40	K20-K40	K10-K15		
	K300 VC	120-220		180-200			
GELCGD...	**P300** VC		130-150				
	K15X VC				200-300		
	fz	0,04-0,18	0,04-0,16	0,04-0,18	0,04-0,26		
CDGW 040101 FN CVD 2P	**PKD**				x		
	fz				0,005 – 0,15		
	ap				2		
	VC				20 - 600		
DCGW 04T001 FN CVD 2P	**PKD**				x		
	fz				0,005 – 0,15		
	ap				2		
	VC				20 - 600		
VCGW 050101 FN CVD 2P	**PKD**				x		
	fz				0,005 – 0,15		
	ap				2		
	VC				20 - 600		
WCGW 020101 FN CVD 3P	**PKD**				x		
	fz				0,005 – 0,15		
	ap				2		
	VC				20 - 600		
CDGW 040101 H65-2C	**CBN**						x
	fz						0,01 – 0,15
	ap						2
	VC						80 - 250
DCGW 04T001 H65-2C	**CBN**						x
	fz						0,01 – 0,15
	ap						2
	VC						80 - 250
VCGW 050101 H65-2C	**CBN**						x
	fz						0,01 – 0,15
	ap						2
	VC						80 - 250
WCGW 020101 H65-3C	**CBN**						x
	fz						0,01 – 0,15
	ap						2
	VC						80 - 250

NOTES

Ge Tooling

GE TOOLING S.r.l.
Via Elsa Morante, 71 - 41123 Modena
Tel. +39 059 331543 - Fax. +39 059 822617
getools@getooling.it-www.getooling.it