EDECO
EST. 1984

ECU-LINE

Quality tools with prices that stand out

Version 2

High quality tools with competitive prices

Our popular ECU-LINE assortment is for industrial customers who are searching for a good deal on tools without compromising on the quality.

ECU-LINE contains of a selected range of quality tools from some of our strongest suppliers. In the catalogue you will find precision cutting tools from Miller, Gesac and DC Swiss. There are also high-quality hydraulic chucks from the well-known manufacturer WTE.

ECU-LINE

We reserve the right for any printing errors

MILLER

Well-known Miller is a reputable manufacturer of solid carbide cutting tools.

In one of Europe's most modern production facilities the company develop and produce innovative drills, endmills and special cutting tools for customers all over the world.

MILLER
MAPAL GROUP

GESAC

GESAC

Gesac is a big player in the industry worldwide. From a position as the world leader in cemented carbide powder, Gesac has developed a high-quality assortment of cutting tools.

The range consists of solid tools as well as indexable tools and includes tools in turning, milling and drilling for most industrial applications.

DC SWISS

DC SWISS is at the forefront of the development of taps, dies and thread mills and has a product range that is highly appreciated by the industry worldwide.

A professional player that recognises customer-specific requirements and uses this knowledge to develop new products.

DC THREADING TECHNOLOGY

WTE
MAPAL GROUP

WTE

WTE Präzisionstechnik develops and manufactures quality products within the clamping technology.

The company core competence is in chuck systems for precision hydraulic chucks and shrink technology.

Content

Product name	Specification		Page
Drilling			
NC drill D101 / D102 / D103 90°/120°/145° P K N	Ø 4–20	New	7
D938 3xD External/Internal cooling P M K	Ø 1–20		8
D938 5xD External/Internal cooling P M K	Ø 1–20		12
D938 8xD Internal cooling P M K	Ø 2,8–20		16
D938 12xD Internal cooling P M K	Ø 3–16		19
D938 15xD Internal cooling P M K	Ø 3–14	New	21
D938 20xD Internal cooling P M K	Ø 3–12	New	23
D938 25xD Internal cooling P M K	Ø 3–8	New	24
Indexable Drill GHD/S-3D 3xD	Ø 14–50		25
QPMG – Inserts to GHD/S-3D 3xD P M K S H			27
Threading			
Tap Q320VS-4 | Q420VS-4 M P M K N S	Ø 3–24		28
Tap Q360VS-3 | Q460VS-3 M P M K N S	Ø 3–24		28
Milling			
End mill UP210-S2 P M K	Ø 1–20		29
End mill UP210-SL2 P M K	Ø 2–20		29

Content

Product name	Specification		Page
Milling			
End mill UP210-B2 P M K	Ø 1–20		30
End mill SH360-B2 P H	Ø 0,6–20	New	31
End mill UA100-S2 N	Ø 1–20		32
End mill UA100-SL2 N	Ø 2–20		32
End mill UP210-S3 P M K	Ø 3–25		33
End mill UA100-S3 N	Ø 2–20		34
End mill UA100-SL3 N	Ø 2–20		34
End mill UA100-R3 N	Ø 4–12		35
End mill UP210-S4 P M K	Ø 1–20		36
End mill UP210-SL4 P M K	Ø 1–20		37
End mill UPN210-S4 P M K	Ø 6–20		37
Chamfer Endmills UP210 60°/90°/120° P M K N	Ø 4–20	New	38
End mill SS600-S4 M S	Ø 1–20	New	39
End mill SH360-S4A P H	Ø 1–20	New	40
End mill SH360-R4 P H	Ø 1–12	New	41

Content

Product name	Specification		Page
ECU-Mill-Uni-LV M4094 P M K	Ø 3–20		42
OptiMill-Tro-Uni M3099 P M K	Ø 4–20		43
Indexable			
Shoulder Milling MES190	Ø 50–125		44
Inserts SDKT and spare parts P M K S			44
Shoulder Milling MEE190	Ø 50–125		45
Inserts WNGU and spare parts P M K S			45
Shoulder Milling MEB190	Ø 16–80		46
Inserts APK(E)T and spare parts P M K N S			47
High Feed Milling MKB113	Ø 32–100	New	48
Insert SDMT and spare parts P M K S H			49
Hydraulic chucks			
Short heavy duty design DIN69893A	HSK63A HSK100 A Ø 12–32		50
Short heavy duty design ISO 7388-1	SK40 SK50 Ø 12–32		50
Short heavy duty design ISO 7388-2	BT40 BT50 Ø 12–32		51
ER25 SET ER32 SET ER40 SET	Ø 4–16 Ø 6–20 Ø 6–25	New	51
Examples of turning inserts			

D101 / D102 / D103

90°, 120° och 145° NC Centre Drills, coated solid carbide

- Suitable for drilling the center hole and chamfering
- Suitable for drilling steel, cast iron, aluminium and copper alloy
- Using AlTiN-nano coating and unique postprocessing of coating

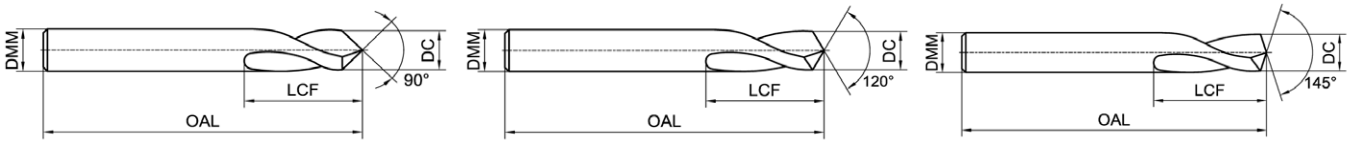

SHANK h6 | TiAlN | P | K | N

D101 90°

Dimensions				Item no	Stock	Net price SEK	Net price DKK
DC	LCF	OAL	DMM (h6)				
4	8	50	4	D101-AMN-0400	○	220	157
5	10	62	5	D101-AMN-0500	●	229	163
6	15	66	6	D101-AMN-0600	●	229	163
8	17	79	8	D101-AMN-0800	●	239	171
10	20	89	10	D101-AMN-1000	●	267	191
12	25	102	12	D101-AMN-1200	●	363	259
14	30	107	14	D101-AMN-1400	○	525	375
16	35	115	16	D101-AMN-1600	●	710	510
18	38	123	18	D101-AMN-1800	○	1270	910
20	40	131	20	D101-AMN-2000	○	1310	940

● = Stock ○ = 2 weeks

D102 120°

Dimensions				Item no	Stock	Net price SEK	Net price DKK
DC	LCF	OAL	DMM (h6)				
5	10	62	5	D102-ANN-0500	○	229	163
6	15	66	6	D102-ANN-0600	○	229	163
8	17	79	8	D102-ANN-0800	●	239	171
10	20	89	10	D102-ANN-1000	●	267	191
12	25	102	12	D102-ANN-1200	●	363	259
14	30	107	14	D102-ANN-1400	○	525	375
16	35	115	16	D102-ANN-1600	○	710	510
20	40	131	20	D102-ANN-2000	○	1310	940

● = Stock ○ = 2 weeks

D103 145°

Dimensions				Item no	Stock	Net price SEK	Net price DKK
DC	LCF	OAL	DMM (h6)				
5	10	62	5	D103-APN-0500	○	229	163
6	15	66	6	D103-APN-0600	○	229	163
8	17	79	8	D103-APN-0800	●	239	171
10	20	89	10	D103-APN-1000	●	267	191
12	25	102	12	D103-APN-1200	●	363	259
14	30	107	14	D103-APN-1400	○	525	375
16	35	115	16	D103-APN-1600	○	710	510
20	40	131	20	D103-APN-2000	○	1310	940

● = Stock ○ = 2 weeks

D938-A3N / D938-A3C

3xD External / Internal Cooling Twist Drills

- Suitable for efficient drilling of steel, cast iron and stainless steel
- New substrate material, perfect balance of toughness and wear resistance
- Using AlTiN-nano coating and unique post-processing of coating
- Optimize groove profile and drill point design, with super self-centering, chip breaking and good chip evacuation performance.

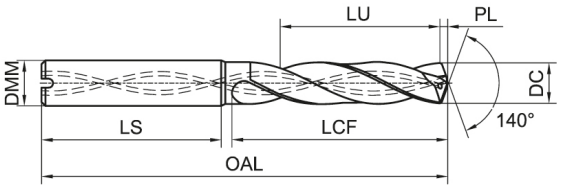

SHANK DIN 6535HA | AlTiN nano | 3D | P | M | K

Dimensions						Art.nr	Stock	Net price SEK	Net price DKK	Art.nr	Stock	Net price SEK	Net price DKK
DC (m7)	LCF	OAL	DMM (h6)	LS	LU								
1.00	7	45	4	30	5.5	D938-A3N-0100	○	216	147				
1.10	7	45	4	30	5.4	D938-A3N-0110	○	216	147				
1.20	7	45	4	30	5.2	D938-A3N-0120	○	216	147				
1.30	7	45	4	30	5.1	D938-A3N-0130	○	216	147				
1.40	7	45	4	30	4.9	D938-A3N-0140	○	218	149				
1.50	9	55	4	38	6.8	D938-A3N-0150	○	218	149				
1.60	9	55	4	38	6.6	D938-A3N-0160	○	216	147				
1.70	9	55	4	38	6.5	D938-A3N-0170	○	218	149				
1.80	9	55	4	38	6.3	D938-A3N-0180	○	216	147				
1.90	9	55	4	38	6.2	D938-A3N-0190	○	216	147				
2.00	13	55	4	36	10.0	D938-A3N-0200	○	216	147	D938-A3C-0200	●	301	215
2.10	13	55	4	36	9.9	D938-A3N-0210	○	216	147	D938-A3C-0210	○	301	215
2.20	13	55	4	36	9.7	D938-A3N-0220	○	216	147	D938-A3C-0220	○	301	215
2.30	13	55	4	36	9.6	D938-A3N-0230	○	216	147	D938-A3C-0230	○	301	215
2.40	17	55	4	33	13.4	D938-A3N-0240	○	216	147	D938-A3C-0240	○	301	215
2.50	17	55	4	33	13.3	D938-A3N-0250	○	216	147	D938-A3C-0250	●	301	215
2.60	17	55	4	33	13.1	D938-A3N-0260	○	216	147	D938-A3C-0260	○	301	215
2.70	17	55	4	33	13.0	D938-A3N-0270	○	216	147	D938-A3C-0270	○	301	215
2.80	17	55	4	33	12.8	D938-A3N-0280	○	216	147	D938-A3C-0280	○	301	215
2.90	17	55	4	33	12.7	D938-A3N-0290	○	216	147	D938-A3C-0290	○	301	215
3.00	20	62	6	36	15.5	D938-A3N-0300	○	240	163	D938-A3C-0300	●	294	210
3.05	20	62	6	36	15.4	D938-A3N-0305	○	240	163				
3.10	20	62	6	36	15.4	D938-A3N-0310	○	240	163	D938-A3C-0310	●	294	210
3.20	20	62	6	36	15.2	D938-A3N-0320	○	240	163	D938-A3C-0320	●	294	210
3.25	20	62	6	36	15.1	D938-A3N-0325	○	240	163	D938-A3C-0325	○	294	210
3.30	20	62	6	36	15.1	D938-A3N-0330	○	240	163	D938-A3C-0330	●	294	210
3.40	20	62	6	36	14.9	D938-A3N-0340	○	240	163	D938-A3C-0340	●	294	210
3.50	20	62	6	36	14.8	D938-A3N-0350	○	240	163	D938-A3C-0350	●	294	210
3.60	20	62	6	36	14.6	D938-A3N-0360	○	240	163	D938-A3C-0360	○	294	210
3.70	20	62	6	36	14.5	D938-A3N-0370	○	240	163	D938-A3C-0370	○	294	210
3.80	24	66	6	36	18.3	D938-A3N-0380	○	240	163	D938-A3C-0380	○	294	210
3.90	24	66	6	36	18.2	D938-A3N-0390	○	240	163	D938-A3C-0390	○	294	210
4.00	24	66	6	36	18.0	D938-A3N-0400	○	240	163	D938-A3C-0400	●	294	210
4.10	24	66	6	36	17.9	D938-A3N-0410	○	240	163	D938-A3C-0410	○	294	210
4.15	24	66	6	36	17.8	D938-A3N-0415	○	240	163				
4.20	24	66	6	36	17.7	D938-A3N-0420	○	240	163	D938-A3C-0420	●	294	210
4.30	24	66	6	36	17.6	D938-A3N-0430	○	240	163	D938-A3C-0430	○	294	210
4.40	24	66	6	36	17.4	D938-A3N-0440	○	240	163	D938-A3C-0440	●	294	210
4.50	24	66	6	36	17.3	D938-A3N-0450	○	240	163	D938-A3C-0450	○	294	210
4.60	24	66	6	36	17.1	D938-A3N-0460	○	240	163	D938-A3C-0460	○	294	210
4.65	24	66	6	36	17.0	D938-A3N-0465	○	240	163	D938-A3C-0465	●	294	210
4.70	24	66	6	36	17.0	D938-A3N-0470	○	240	163	D938-A3C-0470	○	294	210

● = Stock ○ = 2 weeks

GESAC

D938 A3N external cooling / A3C internal cooling

Dimensions						Art.nr	Stock	Net price SEK	Net price DKK	Art.nr	Stock	Net price SEK	Net price DKK
DC (m7)	LCF	OAL	DMM (h6)	LS	LU								
4.80	28	66	6	36	20.8	D938-A3N-0480	○	251	170	D938-A3C-0480	○	304	217
4.90	28	66	6	36	20.7	D938-A3N-0490	○	251	170	D938-A3C-0490	●	304	217
5.00	28	66	6	36	20.5	D938-A3N-0500	○	251	170	D938-A3C-0500	●	304	217
5.10	28	66	6	36	20.4	D938-A3N-0510	○	251	170	D938-A3C-0510	●	304	217
5.20	28	66	6	36	20.2	D938-A3N-0520	○	251	170	D938-A3C-0520	○	304	217
5.30	28	66	6	36	20.1	D938-A3N-0530	○	251	170	D938-A3C-0530	○	304	217
5.40	28	66	6	36	19.9	D938-A3N-0540	○	251	170	D938-A3C-0540	○	304	217
5.50	28	66	6	36	19.8	D938-A3N-0550	○	251	170	D938-A3C-0550	●	304	217
5.55	28	66	6	36	19.7	D938-A3N-0555	○	251	170	D938-A3C-0555	●	304	217
5.60	28	66	6	36	19.6	D938-A3N-0560	○	251	170	D938-A3C-0560	○	304	217
5.70	28	66	6	36	19.5	D938-A3N-0570	○	251	170	D938-A3C-0570	○	304	217
5.80	28	66	6	36	19.3	D938-A3N-0580	○	251	170	D938-A3C-0580	○	304	217
5.90	28	66	6	36	19.2	D938-A3N-0590	○	251	170	D938-A3C-0590	○	304	217
6.00	28	66	6	36	19.0	D938-A3N-0600	○	251	170	D938-A3C-0600	●	304	217
6.05	34	79	8	36	24.9					D938-A3C-0605	○	409	292
6.10	34	79	8	36	24.9	D938-A3N-0610	○	259	176	D938-A3C-0610	○	409	292
6.20	34	79	8	36	24.7	D938-A3N-0620	○	259	176	D938-A3C-0620	○	409	292
6.30	34	79	8	36	24.6	D938-A3N-0630	○	259	176	D938-A3C-0630	○	409	292
6.40	34	79	8	36	24.4	D938-A3N-0640	○	259	176	D938-A3C-0640	○	409	292
6.50	34	79	8	36	24.3	D938-A3N-0650	○	259	176	D938-A3C-0650	●	409	292
6.60	34	79	8	36	24.1	D938-A3N-0660	○	259	176	D938-A3C-0660	○	409	292
6.70	34	79	8	36	24.0	D938-A3N-0670	○	259	176	D938-A3C-0670	○	409	292
6.80	34	79	8	36	23.8	D938-A3N-0680	○	259	176	D938-A3C-0680	●	409	292
6.90	34	79	8	36	23.7	D938-A3N-0690	○	259	176	D938-A3C-0690	○	409	292
7.00	34	79	8	36	23.5	D938-A3N-0700	○	259	176	D938-A3C-0700	●	409	292
7.10	41	79	8	36	30.4	D938-A3N-0710	○	261	178	D938-A3C-0710	●	409	292
7.20	41	79	8	36	30.2	D938-A3N-0720	○	261	178	D938-A3C-0720	○	409	292
7.30	41	79	8	36	30.1	D938-A3N-0730	○	261	178	D938-A3C-0730	○	409	292
7.40	41	79	8	36	29.9	D938-A3N-0740	○	261	178	D938-A3C-0740	●	409	292
7.45	41	79	8	36	29.8	D938-A3N-0745	○	261	178	D938-A3C-0745	○	409	292
7.50	41	79	8	36	29.8	D938-A3N-0750	○	261	178	D938-A3C-0750	●	409	292
7.55	41	79	8	36	29.7	D938-A3N-0755	○	261	178	D938-A3C-0755	○	409	292
7.60	41	79	8	36	29.6	D938-A3N-0760	○	261	178	D938-A3C-0760	○	409	292
7.70	41	79	8	36	29.5	D938-A3N-0770	○	261	178	D938-A3C-0770	○	409	292
7.75	41	79	8	36	29.4					D938-A3C-0775	○	409	292
7.80	41	79	8	36	29.3	D938-A3N-0780	○	261	178	D938-A3C-0780	○	409	292
7.90	41	79	8	36	29.2	D938-A3N-0790	○	261	178	D938-A3C-0790	○	409	292
8.00	41	79	8	36	29.0	D938-A3N-0800	○	261	178	D938-A3C-0800	●	409	292
8.10	47	89	10	40	34.9	D938-A3N-0810	○	292	199	D938-A3C-0810	●	490	350
8.20	47	89	10	40	34.7	D938-A3N-0820	○	292	199	D938-A3C-0820	●	490	350
8.25	47	89	10	40	34.6					D938-A3C-0825	○	490	350
8.30	47	89	10	40	34.6	D938-A3N-0830	○	292	199	D938-A3C-0830	○	490	350
8.40	47	89	10	40	34.4	D938-A3N-0840	○	292	199	D938-A3C-0840	○	490	350
8.50	47	89	10	40	34.3	D938-A3N-0850	○	292	199	D938-A3C-0850	●	490	350
8.60	47	89	10	40	34.1	D938-A3N-0860	○	292	199	D938-A3C-0860	●	490	350
8.70	47	89	10	40	34.0	D938-A3N-0870	○	292	199	D938-A3C-0870	○	490	350
8.80	47	89	10	40	33.8	D938-A3N-0880	○	292	199	D938-A3C-0880	●	490	350
8.90	47	89	10	40	33.7	D938-A3N-0890	○	292	199	D938-A3C-0890	○	490	350
9.00	47	89	10	40	33.5	D938-A3N-0900	○	292	199	D938-A3C-0900	●	490	350
9.10	47	89	10	40	33.4	D938-A3N-0910	○	292	199	D938-A3C-0910	○	490	350
9.20	47	89	10	40	33.2	D938-A3N-0920	○	292	199	D938-A3C-0920	○	490	350
9.25	47	89	10	40	33.1	D938-A3N-0925	○	292	199	D938-A3C-0925	○	490	350
9.30	47	89	10	40	33.1	D938-A3N-0930	○	292	199	D938-A3C-0930	●	490	350
9.35	47	89	10	40	33.0	D938-A3N-0935	○	292	199	D938-A3C-0935	○	490	350

● = Stock ○ = 2 weeks

D938 A3N external cooling / A3C internal cooling

Dimensions						Art.nr	Stock	Net price SEK	Net price DKK	Art.nr	Stock	Net price SEK	Net price DKK
DC (m7)	LCF	OAL	DMM (h6)	LS	LU								
9.40	47	89	10	40	32.9	D938-A3N-0940	○	292	199	D938-A3C-0940	○	490	350
9.50	47	89	10	40	32.8	D938-A3N-0950	○	292	199	D938-A3C-0950	○	490	350
9.55	47	89	10	40	32.7	D938-A3N-0955	○	292	199	D938-A3C-0955	○	490	350
9.60	47	89	10	40	32.6	D938-A3N-0960	○	292	199	D938-A3C-0960	○	490	350
9.70	47	89	10	40	32.5	D938-A3N-0970	○	292	199	D938-A3C-0970	○	490	350
9.80	47	89	10	40	32.3	D938-A3N-0980	○	292	199	D938-A3C-0980	○	490	350
9.90	47	89	10	40	32.2	D938-A3N-0990	○	292	199	D938-A3C-0990	●	490	350
10.00	47	89	10	40	32.0	D938-A3N-1000	○	292	199	D938-A3C-1000	●	490	350
10.10	55	102	12	45	39.9	D938-A3N-1010	○	397	269	D938-A3C-1010	○	670	479
10.20	55	102	12	45	39.7	D938-A3N-1020	○	397	269	D938-A3C-1020	●	670	479
10.25	55	102	12	45	39.6	D938-A3N-1025	○	397	269	D938-A3C-1025	○	670	479
10.30	55	102	12	45	39.6	D938-A3N-1030	○	397	269	D938-A3C-1030	●	670	479
10.35	55	102	12	45	39.5	D938-A3N-1035	○	397	269				
10.40	55	102	12	45	39.4	D938-A3N-1040	○	397	269	D938-A3C-1040	●	670	479
10.50	55	102	12	45	39.3	D938-A3N-1050	○	397	269	D938-A3C-1050	○	670	479
10.60	55	102	12	45	39.1	D938-A3N-1060	○	397	269	D938-A3C-1060	○	670	479
10.70	55	102	12	45	39.0	D938-A3N-1070	○	397	269	D938-A3C-1070	○	670	479
10.80	55	102	12	45	38.8	D938-A3N-1080	○	397	269	D938-A3C-1080	○	670	479
10.85	55	102	12	45	38.7	D938-A3N-1085	○	397	269	D938-A3C-1085	○	670	479
10.90	55	102	12	45	38.7	D938-A3N-1090	○	397	269	D938-A3C-1090	○	670	479
11.00	55	102	12	45	38.5	D938-A3N-1100	○	397	269	D938-A3C-1100	●	670	479
11.10	55	102	12	45	38.4	D938-A3N-1110	○	397	269	D938-A3C-1110	●	670	479
11.20	55	102	12	45	38.2	D938-A3N-1120	○	397	269	D938-A3C-1120	○	670	479
11.30	55	102	12	45	38.1	D938-A3N-1130	○	397	269	D938-A3C-1130	○	670	479
11.40	55	102	12	45	37.9	D938-A3N-1140	○	397	269	D938-A3C-1140	○	670	479
11.50	55	102	12	45	37.8	D938-A3N-1150	○	397	269	D938-A3C-1150	●	670	479
11.60	55	102	12	45	37.6	D938-A3N-1160	○	397	269	D938-A3C-1160	●	670	479
11.70	55	102	12	45	37.5	D938-A3N-1170	○	397	269	D938-A3C-1170	○	670	479
11.80	55	102	12	45	37.3	D938-A3N-1180	○	397	269	D938-A3C-1180	●	670	479
11.90	55	102	12	45	37.2	D938-A3N-1190	○	397	269	D938-A3C-1190	○	670	479
12.00	55	102	12	45	37.0	D938-A3N-1200	○	397	269	D938-A3C-1200	●	670	479
12.10	60	107	14	45	41.9	D938-A3N-1210	○	570	390	D938-A3C-1210	○	955	685
12.15	60	107	14	45	41.8	D938-A3N-1215	○	570	390				
12.20	60	107	14	45	41.7	D938-A3N-1220	○	570	390	D938-A3C-1220	○	955	685
12.25	60	107	14	45	41.6	D938-A3N-1225	○	570	390				
12.30	60	107	14	45	41.6	D938-A3N-1230	○	570	390	D938-A3C-1230	○	955	685
12.40	60	107	14	45	41.4	D938-A3N-1240	○	570	390				
12.50	60	107	14	45	41.3	D938-A3N-1250	○	570	390	D938-A3C-1250	●	955	685
12.60	60	107	14	45	41.1	D938-A3N-1260	○	570	390	D938-A3C-1260	○	955	685
12.70	60	107	14	45	41.0	D938-A3N-1270	○	570	390	D938-A3C-1270	○	955	685
12.80	60	107	14	45	40.8	D938-A3N-1280	○	570	390	D938-A3C-1280	○	955	685
12.90	60	107	14	45	40.7	D938-A3N-1290	○	570	390	D938-A3C-1285	○	955	685
13.00	60	107	14	45	40.5	D938-A3N-1300	○	570	390	D938-A3C-1300	○	955	685
13.10	60	107	14	45	40.4	D938-A3N-1310	○	570	390	D938-A3C-1310	○	955	685
13.20	60	107	14	45	40.2	D938-A3N-1320	○	570	390				
13.25	60	107	14	45	40.1	D938-A3N-1325	○	570	390				
13.30	60	107	14	45	40.1	D938-A3N-1330	○	570	390				
13.40	60	107	14	45	39.9	D938-A3N-1340	○	570	390	D938-A3C-1340	○	955	685
13.50	60	107	14	45	39.8	D938-A3N-1350	○	570	390	D938-A3C-1350	○	955	685
13.70	60	107	14	45	39.5	D938-A3N-1370	○	570	390	D938-A3C-1370	○	955	685
13.80	60	107	14	45	39.3	D938-A3N-1380	○	570	390	D938-A3C-1380	●	955	685
14.00	60	107	14	45	39.0	D938-A3N-1400	○	570	390	D938-A3C-1400	●	955	685
14.05	60	107	14	45	38.9					D938-A3C-1405	○	955	685
14.10	65	115	16	48	43.9	D938-A3N-1410	○	775	530				

D938 A3N external cooling / A3C internal cooling

Dimensions						Art.nr	Stock	Net price SEK	Net price DKK	Art.nr	Stock	Net price SEK	Net price DKK
DC (m7)	LCF	OAL	DMM (h6)	LS	LU								
14.20	65	115	16	48	43.7	D938-A3N-1420	○	775	530	D938-A3C-1420	●	1230	875
14.30	65	115	16	48	43.6	D938-A3N-1430	○	775	530	D938-A3C-1430	○	1230	875
14.40	65	115	16	48	43.4	D938-A3N-1440	○	775	530				
14.50	65	115	16	48	43.3	D938-A3N-1450	○	775	530	D938-A3C-1450	●	1230	875
14.60	65	115	16	48	43.1	D938-A3N-1460	○	775	530	D938-A3C-1460	○	1230	875
14.70	65	115	16	48	43.0	D938-A3N-1470	○	775	530	D938-A3C-1470	○	1230	875
14.80	65	115	16	48	42.8	D938-A3N-1480	○	775	530	D938-A3C-1480	○	1230	875
14.90	65	115	16	48	42.7	D938-A3N-1490	○	775	530				
15.00	65	115	16	48	42.5	D938-A3N-1500	○	775	530	D938-A3C-1500	○	1230	875
15.10	65	115	16	48	42.4	D938-A3N-1510	○	775	530				
15.20	65	115	16	48	42.2	D938-A3N-1520	○	775	530	D938-A3C-1520	○	1230	875
15.25	65	115	16	48	42.1	D938-A3N-1525	○	775	530				
15.30	65	115	16	48	42.1	D938-A3N-1530	○	775	530	D938-A3C-1530	○	1230	875
15.40	65	115	16	48	41.9	D938-A3N-1540	○	775	530				
15.50	65	115	16	48	41.8	D938-A3N-1550	○	775	530	D938-A3C-1550	○	1230	875
15.70	65	115	16	48	41.5	D938-A3N-1570	○	775	530	D938-A3C-1570	○	1230	875
15.80	65	115	16	48	41.3	D938-A3N-1580	○	775	530	D938-A3C-1580	○	1230	875
15.90	65	115	16	48	41.2	D938-A3N-1590	○	775	530				
16.00	65	115	16	48	41.0	D938-A3N-1600	○	775	530	D938-A3C-1600	○	1230	875
16.10	73	123	18	48	48.9	D938-A3N-1610	○	1390	945				
16.20	73	123	18	48	48.7	D938-A3N-1620	○	1390	945				
16.30	73	123	18	48	48.6	D938-A3N-1630	○	1390	945				
16.40	73	123	18	48	48.4	D938-A3N-1640	○	1390	945				
16.50	73	123	18	48	48.3	D938-A3N-1650	○	1390	945	D938-A3C-1650	○	1680	1200
16.60	73	123	18	48	48.1	D938-A3N-1660	○	1390	945				
16.70	73	123	18	48	48.0	D938-A3N-1670	○	1390	945				
16.80	73	123	18	48	47.8	D938-A3N-1680	○	1390	945	D938-A3C-1680	○	1680	1200
16.90	73	123	18	48	47.7	D938-A3N-1690	○	1390	945	D938-A3C-1690	○	1680	1200
17.00	73	123	18	48	47.5	D938-A3N-1700	○	1390	945	D938-A3C-1700	○	1680	1200
17.20	73	123	18	48	47.2	D938-A3N-1720	○	1390	945				
17.30	73	123	18	48	47.1	D938-A3N-1730	○	1390	945				
17.40	73	123	18	48	46.9	D938-A3N-1740	○	1390	945				
17.50	73	123	18	48	46.8	D938-A3N-1750	○	1390	945	D938-A3C-1750	○	1680	1200
17.60	73	123	18	48	46.6	D938-A3N-1760	○	1390	945				
17.70	73	123	18	48	46.5	D938-A3N-1770	○	1390	945	D938-A3C-1770	○	1680	1200
17.80	73	123	18	48	46.3	D938-A3N-1780	○	1390	945	D938-A3C-1780	○	1680	1200
18.00	73	123	18	48	46.0	D938-A3N-1800	○	1390	945	D938-A3C-1800	○	1680	1200
18.20	79	131	20	50	51.7	D938-A3N-1820	○	1440	980				
18.30	79	131	20	50	51.6					D938-A3C-1830	○	2100	1500
18.40	79	131	20	50	51.4	D938-A3N-1840	○	1440	980				
18.50	79	131	20	50	51.3	D938-A3N-1850	○	1440	980	D938-A3C-1850	○	2100	1500
18.60	79	131	20	50	51.1	D938-A3N-1860	○	1440	980				
18.80	79	131	20	50	50.8	D938-A3N-1880	○	1440	980	D938-A3C-1880	○	2100	1500
19.00	79	131	20	50	50.5	D938-A3N-1900	○	1440	980	D938-A3C-1900	○	2100	1500
19.10	79	131	20	50	50.4	D938-A3N-1910	○	1440	980				
19.30	79	131	20	50	50.1					D938-A3C-1930	○	2100	1500
19.50	79	131	20	50	49.8	D938-A3N-1950	○	1440	980	D938-A3C-1950	○	2100	1500
19.60	79	131	20	50	49.6					D938-A3C-1960	○	2100	1500
19.70	79	131	20	50	49.5					D938-A3C-1970	○	2100	1500
19.80	79	131	20	50	49.3	D938-A3N-1980	○	1440	980	D938-A3C-1980	○	2100	1500
19.90	79	131	20	50	49.2	D938-A3N-1990	○	1440	980				
20.00	79	131	20	50	49.0	D938-A3N-2000	○	1440	980	D938-A3C-2000	○	2100	1500

● = Stock ○ = 2 weeks

D938-A5N / D938-A5C

5xD External / Internal Cooling Twist Drills

- Suitable for efficient drilling of steel, cast iron and stainless steel
- New substrate material, perfect balance of toughness and wear resistance
- Using AlTiN-nano coating and unique post-processing of coating
- Optimize groove profile and drill point design, with super self-centering, chip breaking and good chip evacuation performance.

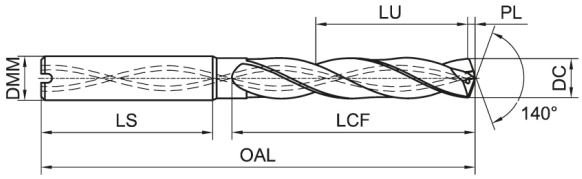

SHANK DIN 6535HA | AlTiN nano | 5D | P | M | K

Dimensions						Art.nr	Stock	Net price SEK	Net price DKK	Art.nr	Stock	Net price SEK	Net price DKK
DC (m7)	LCF	OAL	DMM (h6)	LS	LU								
1.00	9	45	4	28	7.5	D938-A5N-0100	●	234	159				
1.10	12	55	4	35	9.6	D938-A5N-0110	●	234	159				
1.20	12	55	4	35	9.6	D938-A5N-0120	●	234	159				
1.30	12	55	4	35	9.6	D938-A5N-0130	●	234	159				
1.40	12	55	4	35	9.6	D938-A5N-0140	●	234	159				
1.50	12	55	4	35	9.6	D938-A5N-0150	●	234	159				
1.60	12	55	4	35	9.6	D938-A5N-0160	●	234	159				
1.65	12	55	4	35	9.5	D938-A5N-0165	○	234	159				
1.70	12	55	4	35	9.3	D938-A5N-0170	●	234	159				
1.80	12	55	4	35	9.2	D938-A5N-0180	●	234	159				
1.90	12	55	4	35	9.2	D938-A5N-0190	●	234	159				
2.00	18	62	4	38	15.0	D938-A5N-0200	●	246	167	D938-A5C-0200	●	454	324
2.10	18	62	4	38	14.9	D938-A5N-0210	●	246	167				
2.20	18	62	4	38	14.7	D938-A5N-0220	●	246	167				
2.30	18	62	4	38	14.6	D938-A5N-0230	●	246	167	D938-A5C-0230	●	454	324
2.35	18	62	4	38	14.5	D938-A5N-0235	○	246	167				
2.40	22	62	4	35	18.4	D938-A5N-0240	●	246	167	D938-A5C-0240	●	454	324
2.50	22	62	4	35	18.3	D938-A5N-0250	●	246	167	D938-A5C-0250	●	454	324
2.60	22	62	4	35	18.1	D938-A5N-0260	●	246	167	D938-A5C-0260	●	454	324
2.70	22	62	4	35	18.0	D938-A5N-0270	●	246	167				
2.80	22	62	4	35	17.8	D938-A5N-0280	●	246	167	D938-A5C-0280	●	454	324
2.90	22	62	4	35	17.7	D938-A5N-0290	●	246	167				
3.00	28	66	6	36	23.5	D938-A5N-0300	●	270	183	D938-A5C-0300	●	367	262
3.05	28	66	6	36	23.4					D938-A5C-0305	●	367	262
3.10	28	66	6	36	23.4	D938-A5N-0310	○	270	183	D938-A5C-0310	●	367	262
3.15	28	66	6	36	23.3	D938-A5N-0315	○	270	183				
3.20	28	66	6	36	23.2	D938-A5N-0320	○	270	183	D938-A5C-0320	●	367	262
3.25	28	66	6	36	23.1	D938-A5N-0325	○	270	183	D938-A5C-0325	●	367	262
3.30	28	66	6	36	23.1	D938-A5N-0330	○	270	183	D938-A5C-0330	●	367	262
3.40	28	66	6	36	22.9	D938-A5N-0340	○	270	183	D938-A5C-0340	●	367	262
3.50	28	66	6	36	22.8	D938-A5N-0350	○	270	183	D938-A5C-0350	●	367	262
3.60	28	66	6	36	22.6	D938-A5N-0360	○	270	183	D938-A5C-0360	●	367	262
3.65	28	66	6	36	22.5	D938-A5N-0365	○	270	183	D938-A5C-0365	○	367	262
3.70	28	66	6	36	22.5	D938-A5N-0370	○	270	183	D938-A5C-0370	●	367	262
3.80	36	74	6	36	30.3	D938-A5N-0380	○	270	183	D938-A5C-0380	●	367	262
3.90	36	74	6	36	30.2	D938-A5N-0390	○	270	183	D938-A5C-0390	●	367	262
4.00	36	74	6	36	30.0	D938-A5N-0400	○	270	183	D938-A5C-0400	●	367	262
4.05	36	74	6	36	29.9	D938-A5N-0405	○	270	183	D938-A5C-0405	●	367	262
4.10	36	74	6	36	29.9	D938-A5N-0410	○	270	183	D938-A5C-0410	●	367	262
4.20	36	74	6	36	29.7	D938-A5N-0420	○	270	183	D938-A5C-0420	●	367	262
4.30	36	74	6	36	29.6	D938-A5N-0430	○	270	183	D938-A5C-0430	●	367	262
4.40	36	74	6	36	29.4	D938-A5N-0440	○	270	183	D938-A5C-0440	●	367	262

● = Stock ○ = 2 weeks

D938 A5N external cooling / A5C internal cooling

Dimensions						Art.nr	Stock	Net price SEK	Net price DKK	Art.nr	Stock	Net price SEK	Net price DKK
DC (m7)	LCF	OAL	DMM (h6)	LS	LU								
4.50	36	74	6	36	29.3	D938-A5N-0450	○	270	183	D938-A5C-0450	●	367	262
4.60	36	74	6	36	29.1	D938-A5N-0460	○	270	183	D938-A5C-0460	●	367	262
4.65	36	74	6	36	29.0	D938-A5N-0465	○	270	183	D938-A5C-0465	●	367	262
4.70	36	74	6	36	29.0	D938-A5N-0470	○	270	183	D938-A5C-0470	●	367	262
4.80	44	82	6	36	36.8	D938-A5N-0480	○	280	190	D938-A5C-0480	●	381	272
4.90	44	82	6	36	36.7	D938-A5N-0490	○	280	190	D938-A5C-0490	●	381	272
5.00	44	82	6	36	36.5	D938-A5N-0500	○	280	190	D938-A5C-0500	●	381	272
5.05	44	82	6	36	36.4	D938-A5N-0505	○	280	190	D938-A5C-0505	●	381	272
5.10	44	82	6	36	36.4	D938-A5N-0510	○	280	190	D938-A5C-0510	●	381	272
5.20	44	82	6	36	36.2	D938-A5N-0520	○	280	190	D938-A5C-0520	●	381	272
5.30	44	82	6	36	36.1	D938-A5N-0530	○	280	190	D938-A5C-0530	●	381	272
5.40	44	82	6	36	35.9	D938-A5N-0540	○	280	190	D938-A5C-0540	●	381	272
5.50	44	82	6	36	35.8	D938-A5N-0550	○	280	190	D938-A5C-0550	●	381	272
5.55	44	82	6	36	35.7	D938-A5N-0555	○	280	190	D938-A5C-0555	●	381	272
5.60	44	82	6	36	35.6	D938-A5N-0560	○	280	190	D938-A5C-0560	●	381	272
5.70	44	82	6	36	35.5	D938-A5N-0570	○	280	190	D938-A5C-0570	●	381	272
5.80	44	82	6	36	35.3	D938-A5N-0580	○	280	190	D938-A5C-0580	●	381	272
5.90	44	82	6	36	35.2	D938-A5N-0590	○	280	190	D938-A5C-0590	●	381	272
6.00	44	82	6	36	35.0	D938-A5N-0600	○	280	190	D938-A5C-0600	●	381	272
6.05	44	82	6	36	34.9					D938-A5C-0605	●	381	272
6.10	53	91	8	36	43.9	D938-A5N-0610	○	297	203	D938-A5C-0610	●	450	322
6.20	53	91	8	36	43.7	D938-A5N-0620	○	297	203	D938-A5C-0620	●	450	322
6.30	53	91	8	36	43.6	D938-A5N-0630	○	297	203	D938-A5C-0630	●	450	322
6.40	53	91	8	36	43.4	D938-A5N-0640	○	297	203	D938-A5C-0640	●	450	322
6.50	53	91	8	36	43.3	D938-A5N-0650	○	297	203	D938-A5C-0650	●	450	322
6.60	53	91	8	36	43.1	D938-A5N-0660	○	297	203	D938-A5C-0660	●	450	322
6.70	53	91	8	36	43.0	D938-A5N-0670	○	297	203	D938-A5C-0670	●	450	322
6.80	53	91	8	36	42.8	D938-A5N-0680	○	297	203	D938-A5C-0680	●	450	322
6.90	53	91	8	36	42.7	D938-A5N-0690	○	297	203	D938-A5C-0690	●	450	322
7.00	53	91	8	36	42.5	D938-A5N-0700	○	297	203	D938-A5C-0700	●	450	322
7.05	53	91	8	36	42.4					D938-A5C-0705	○	450	322
7.10	53	91	8	36	42.4	D938-A5N-0710	○	301	205	D938-A5C-0710	●	450	322
7.20	53	91	8	36	42.2	D938-A5N-0720	○	301	205	D938-A5C-0720	●	450	322
7.30	53	91	8	36	42.1	D938-A5N-0730	○	301	205	D938-A5C-0730	●	450	322
7.40	53	91	8	36	41.9	D938-A5N-0740	○	301	205	D938-A5C-0740	●	450	322
7.45	53	91	8	36	41.8	D938-A5N-0745	○	301	205	D938-A5C-0745	●	450	322
7.50	53	91	8	36	41.8	D938-A5N-0750	○	301	205	D938-A5C-0750	●	450	322
7.55	53	91	8	36	41.7	D938-A5N-0755	○	301	205	D938-A5C-0755	○	450	322
7.60	53	91	8	36	41.6	D938-A5N-0760	○	301	205	D938-A5C-0760	●	450	322
7.70	53	91	8	36	41.5	D938-A5N-0770	○	301	205	D938-A5C-0770	●	450	322
7.80	53	91	8	36	41.3	D938-A5N-0780	○	301	205	D938-A5C-0780	●	450	322
7.90	53	91	8	36	41.2	D938-A5N-0790	○	301	205	D938-A5C-0790	●	450	322
8.00	53	91	8	36	41.0	D938-A5N-0800	○	301	205	D938-A5C-0800	●	450	322
8.05	53	91	8	36	40.9					D938-A5C-0805	●	450	322
8.10	61	103	10	40	48.9	D938-A5N-0810	○	336	228	D938-A5C-0810	●	530	379
8.15	61	103	10	40	48.8	D938-A5N-0815	○	336	228				
8.20	61	103	10	40	48.7	D938-A5N-0820	○	336	228	D938-A5C-0820	●	530	379
8.30	61	103	10	40	48.6	D938-A5N-0830	○	336	228	D938-A5C-0830	●	530	379
8.40	61	103	10	40	48.4	D938-A5N-0840	○	336	228	D938-A5C-0840	●	530	379
8.50	61	103	10	40	48.3	D938-A5N-0850	○	336	228	D938-A5C-0850	●	530	379
8.60	61	103	10	40	48.1	D938-A5N-0860	○	336	228	D938-A5C-0860	●	530	379
8.70	61	103	10	40	48.0	D938-A5N-0870	○	336	228	D938-A5C-0870	●	530	379
8.80	61	103	10	40	47.8	D938-A5N-0880	○	336	228	D938-A5C-0880	●	530	379
8.90	61	103	10	40	47.7	D938-A5N-0890	○	336	228	D938-A5C-0890	●	530	379

● = Stock ○ = 2 weeks

D938 A5N external cooling / A5C internal cooling

Dimensions						Art.nr	Stock	Net price SEK	Net price DKK	Art.nr	Stock	Net price SEK	Net price DKK
DC (m7)	LCF	OAL	DMM (h6)	LS	LU								
9.00	61	103	10	40	47.5	D938-A5N-0900	○	336	228	D938-A5C-0900	●	530	379
9.10	61	103	10	40	47.4	D938-A5N-0910	○	336	228	D938-A5C-0910	●	530	379
9.20	61	103	10	40	47.2	D938-A5N-0920	○	336	228	D938-A5C-0920	●	530	379
9.25	61	103	10	40	47.1	D938-A5N-0925	○	370	251	D938-A5C-0925	○	530	379
9.30	61	103	10	40	47.1	D938-A5N-0930	○	336	228	D938-A5C-0930	●	530	379
9.35	61	103	10	40	47.0	D938-A5N-0935	○	370	251	D938-A5C-0935	○	530	379
9.40	61	103	10	40	46.9	D938-A5N-0940	○	336	228	D938-A5C-0940	●	530	379
9.50	61	103	10	40	46.8	D938-A5N-0950	○	336	228	D938-A5C-0950	●	530	379
9.55	61	103	10	40	46.7	D938-A5N-0955	○	336	228	D938-A5C-0955	○	530	379
9.60	61	103	10	40	46.6	D938-A5N-0960	○	336	228	D938-A5C-0960	●	530	379
9.70	61	103	10	40	46.5	D938-A5N-0970	○	336	228	D938-A5C-0970	●	530	379
9.80	61	103	10	40	46.3	D938-A5N-0980	○	336	228	D938-A5C-0980	●	530	379
9.90	61	103	10	40	46.2	D938-A5N-0990	○	336	228	D938-A5C-0990	●	530	379
10.00	61	103	10	40	46.0	D938-A5N-1000	○	336	228	D938-A5C-1000	●	530	379
10.05	61	103	10	40	45.9	D938-A5N-1005	○	336	228	D938-A5C-1005	●	530	379
10.10	71	118	12	45	55.9	D938-A5N-1010	○	453	307	D938-A5C-1010	●	730	520
10.20	71	118	12	45	55.7	D938-A5N-1020	○	453	307	D938-A5C-1020	●	730	520
10.25	71	118	12	45	55.6	D938-A5N-1025	○	453	307	D938-A5C-1025	○	730	520
10.30	71	118	12	45	55.6	D938-A5N-1030	○	453	307	D938-A5C-1030	●	730	520
10.40	71	118	12	45	55.4	D938-A5N-1040	○	453	307	D938-A5C-1040	●	730	520
10.50	71	118	12	45	55.3	D938-A5N-1050	○	453	307	D938-A5C-1050	●	730	520
10.60	71	118	12	45	55.1	D938-A5N-1060	○	453	307	D938-A5C-1060	●	730	520
10.70	71	118	12	45	55.0	D938-A5N-1070	○	453	307	D938-A5C-1070	●	730	520
10.80	71	118	12	45	54.8	D938-A5N-1080	○	453	307	D938-A5C-1080	●	730	520
10.85	71	118	12	45	54.7	D938-A5N-1085	○	453	307	D938-A5C-1085	○	730	520
10.90	71	118	12	45	54.7	D938-A5N-1090	○	453	307	D938-A5C-1090	●	730	520
11.00	71	118	12	45	54.5	D938-A5N-1100	○	453	307	D938-A5C-1100	●	730	520
11.10	71	118	12	45	54.4	D938-A5N-1110	○	453	307	D938-A5C-1110	●	730	520
11.20	71	118	12	45	54.2	D938-A5N-1120	○	453	307	D938-A5C-1120	●	730	520
11.30	71	118	12	45	54.1	D938-A5N-1130	○	453	307	D938-A5C-1130	●	730	520
11.40	71	118	12	45	53.9	D938-A5N-1140	○	453	307	D938-A5C-1140	●	730	520
11.50	71	118	12	45	53.8	D938-A5N-1150	○	453	307	D938-A5C-1150	●	730	520
11.60	71	118	12	45	53.6	D938-A5N-1160	○	453	307	D938-A5C-1160	●	730	520
11.70	71	118	12	45	53.5	D938-A5N-1170	○	453	307	D938-A5C-1170	●	730	520
11.80	71	118	12	45	53.3	D938-A5N-1180	○	453	307	D938-A5C-1180	●	730	520
11.90	71	118	12	45	53.2	D938-A5N-1190	○	453	307	D938-A5C-1190	●	730	520
12.00	71	118	12	45	53.0	D938-A5N-1200	○	453	307	D938-A5C-1200	●	730	520
12.05	71	118	12	45	52.9					D938-A5C-1205	●	730	520
12.10	77	124	14	45	58.9	D938-A5N-1210	○	655	445	D938-A5C-1210	●	1020	730
12.20	77	124	14	45	58.7	D938-A5N-1220	○	655	445	D938-A5C-1220	●	1020	730
12.30	77	124	14	45	58.6	D938-A5N-1230	○	655	445	D938-A5C-1230	●	1020	730
12.40	77	124	14	45	58.4	D938-A5N-1240	○	655	445	D938-A5C-1240	●	1020	730
12.50	77	124	14	45	58.3	D938-A5N-1250	○	655	445	D938-A5C-1250	●	1020	730
12.60	77	124	14	45	58.1	D938-A5N-1260	○	655	445	D938-A5C-1260	●	1020	730
12.70	77	124	14	45	58.0	D938-A5N-1270	○	655	445	D938-A5C-1270	●	1020	730
12.80	77	124	14	45	57.8	D938-A5N-1280	○	655	445	D938-A5C-1280	●	1020	730
12.85	77	124	14	45	57.7					D938-A5C-1285	○	1020	730
12.90	77	124	14	45	57.7	D938-A5N-1290	○	655	445				
13.00	77	124	14	45	57.5	D938-A5N-1300	○	655	445	D938-A5C-1300	●	1020	730
13.10	77	124	14	45	57.4					D938-A5C-1310	●	1020	730
13.20	77	124	14	45	57.2	D938-A5N-1320	○	655	445	D938-A5C-1320	●	1020	730
13.25	77	124	14	45	57.1					D938-A5C-1325	○	1020	730
13.30	77	124	14	45	57.1					D938-A5C-1330	●	1020	730
13.50	77	124	14	45	56.8	D938-A5N-1350	○	655	445	D938-A5C-1350	●	1020	730

● = Stock ○ = 2 weeks

D938 A5N external cooling / A5C internal cooling

Dimensions						Art.nr	Stock	Net price SEK	Net price DKK	Art.nr	Stock	Net price SEK	Net price DKK
DC (m7)	LCF	OAL	DMM (h6)	LS	LU								
13.55	77	124	14	45	56.7	D938-A5N-1355	○	655	445				
13.60	77	124	14	45	56.6					D938-A5C-1360	●	1020	730
13.70	77	124	14	45	56.5	D938-A5N-1370	○	655	445	D938-A5C-1370	●	1020	730
13.75	77	124	14	45	56.4	D938-A5N-1375	○	655	445				
13.80	77	124	14	45	56.3	D938-A5N-1380	○	655	445	D938-A5C-1380	●	1020	730
13.90	77	124	14	45	56.2	D938-A5N-1390	○	655	445	D938-A5C-1390	●	1020	730
14.00	77	124	14	45	56.0	D938-A5N-1400	○	655	445	D938-A5C-1400	●	1020	730
14.10	83	133	16	48	61.9	D938-A5N-1410	○	885	605	D938-A5C-1410	●	1320	940
14.20	83	133	16	48	61.7	D938-A5N-1420	○	885	605	D938-A5C-1420	●	1320	940
14.30	83	133	16	48	61.6	D938-A5N-1430	○	885	605	D938-A5C-1430	●	1320	940
14.40	83	133	16	48	61.4					D938-A5C-1440	●	1320	940
14.50	83	133	16	48	61.3	D938-A5N-1450	○	885	605	D938-A5C-1450	●	1320	940
14.60	83	133	16	48	61.1	D938-A5N-1460	○	885	605	D938-A5C-1460	●	1320	940
14.70	83	133	16	48	61.0					D938-A5C-1470	●	1320	940
14.80	83	133	16	48	60.8	D938-A5N-1480	○	885	605	D938-A5C-1480	●	1320	940
15.00	83	133	16	48	60.5	D938-A5N-1500	○	885	605	D938-A5C-1500	●	1320	940
15.10	83	133	16	48	60.4	D938-A5N-1510	○	885	605	D938-A5C-1510	●	1320	940
15.20	83	133	16	48	60.2					D938-A5C-1520	●	1320	940
15.25	83	133	16	48	60.1	D938-A5N-1525	○	930	635				
15.30	83	133	16	48	60.1					D938-A5C-1530	●	1320	940
15.50	83	133	16	48	59.8	D938-A5N-1550	○	885	605	D938-A5C-1550	●	1320	940
15.70	83	133	16	48	59.5	D938-A5N-1570	○	885	605	D938-A5C-1570	○	1320	940
15.80	83	133	16	48	59.3	D938-A5N-1580	○	885	605	D938-A5C-1580	○	1320	940
16.00	83	133	16	48	59.0	D938-A5N-1600	○	885	605	D938-A5C-1600	●	1320	940
16.50	93	143	18	48	68.3	D938-A5N-1650	○	1480	1000	D938-A5C-1650	●	1910	1370
16.60	93	143	18	48	68.1	D938-A5N-1660	○	1480	1000				
16.70	93	143	18	48	68.0					D938-A5C-1670	○	1910	1370
16.80	93	143	18	48	67.8	D938-A5N-1680	○	1480	1000	D938-A5C-1680	○	1910	1370
16.90	93	143	18	48	67.7					D938-A5C-1690	○	1910	1370
16.95	93	143	18	48	67.6	D938-A5N-1695	○	1480	1000				
17.00	93	143	18	48	67.5	D938-A5N-1700	○	1480	1000	D938-A5C-1700	●	1910	1370
17.20	93	143	18	48	67.2					D938-A5C-1720	○	1910	1370
17.30	93	143	18	48	67.1	D938-A5N-1730	○	1480	1000	D938-A5C-1730	○	1910	1370
17.50	93	143	18	48	66.8	D938-A5N-1750	○	1480	1000	D938-A5C-1750	●	1910	1370
17.70	93	143	18	48	66.5					D938-A5C-1770	○	1910	1370
17.80	93	143	18	48	66.3	D938-A5N-1780	○	1480	1000	D938-A5C-1780	○	1910	1370
17.95	93	143	18	48	66.1	D938-A5N-1795	○	1480	1000				
18.00	93	143	18	48	66.0	D938-A5N-1800	○	1480	1000	D938-A5C-1800	●	1910	1370
18.50	101	153	20	50	73.3	D938-A5N-1850	○	1520	1030	D938-A5C-1850	●	2390	1710
18.60	101	153	20	50	73.1	D938-A5N-1860	○	1520	1030	D938-A5C-1860	○	2390	1710
19.00	101	153	20	50	72.5	D938-A5N-1900	○	1520	1030	D938-A5C-1900	●	2390	1710
19.50	101	153	20	50	71.8	D938-A5N-1950	○	1520	1030	D938-A5C-1950	●	2390	1710
20.00	101	153	20	50	71.0	D938-A5N-2000	○	1520	1030	D938-A5C-2000	●	2390	1710

● = Stock ○ = 2 weeks

D938-A8C

8xD Internal Cooling Twist Drills

- Suitable for efficient drilling of steel, cast iron and stainless steel
- New substrate material, perfect balance of toughness and wear resistance
- Using AlTiN-nano coating and unique post-processing of coating
- Optimize groove profile and drill point design, with super self-centering, chip breaking and good chip evacuation performance.

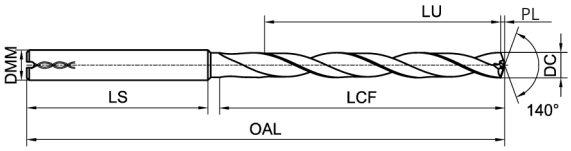

SHANK DIN 6535HA | AlTiN nano | 8D | P | M | K

Dimensions						Art.nr	Stock	Net price SEK	Net price DKK
DC (m7)	LCF	OAL	DMM (h6)	LS	LU				
2.50	31	66	4	30	27.3	D938-A8C-0250	●	710	482
2.80	31	66	4	30	26.8	D938-A8C-0280	○	710	482
2.90	31	66	4	30	26.7	D938-A8C-0290	○	710	482
3.00	34	72	6	36	29.5	D938-A8C-0300	●	710	482
3.10	34	72	6	36	29.4	D938-A8C-0310	●	710	482
3.20	34	72	6	36	29.2	D938-A8C-0320	○	710	482
3.25	34	72	6	36	29.1	D938-A8C-0325	○	710	482
3.30	34	72	6	36	29.1	D938-A8C-0330	●	710	482
3.40	34	72	6	36	28.9	D938-A8C-0340	○	710	482
3.50	34	72	6	36	28.8	D938-A8C-0350	●	710	482
3.60	34	72	6	36	28.6	D938-A8C-0360	○	710	482
3.70	34	72	6	36	28.5	D938-A8C-0370	○	710	482
3.80	43	81	6	36	37.3	D938-A8C-0380	○	735	497
3.90	43	81	6	36	37.2	D938-A8C-0390	○	735	497
4.00	43	81	6	36	37.0	D938-A8C-0400	●	735	497
4.10	43	81	6	36	36.9	D938-A8C-0410	●	735	497
4.20	43	81	6	36	36.7	D938-A8C-0420	●	735	497
4.30	43	81	6	36	36.6	D938-A8C-0430	●	735	497
4.40	43	81	6	36	36.4	D938-A8C-0440	○	735	497
4.50	43	81	6	36	36.3	D938-A8C-0450	●	735	497
4.60	43	81	6	36	36.1	D938-A8C-0460	○	735	497
4.70	43	81	6	36	36.0	D938-A8C-0470	○	735	497
4.80	57	95	6	36	49.8	D938-A8C-0480	○	750	510
4.90	57	95	6	36	49.7	D938-A8C-0490	○	750	510
5.00	57	95	6	36	49.5	D938-A8C-0500	●	750	510
5.10	57	95	6	36	49.4	D938-A8C-0510	●	750	510
5.20	57	95	6	36	49.2	D938-A8C-0520	○	750	510
5.30	57	95	6	36	49.1	D938-A8C-0530	●	750	510
5.40	57	95	6	36	48.9	D938-A8C-0540	○	750	510
5.50	57	95	6	36	48.8	D938-A8C-0550	●	750	510
5.60	57	95	6	36	48.6	D938-A8C-0560	○	750	510
5.70	57	95	6	36	48.5	D938-A8C-0570	○	750	510
5.80	57	95	6	36	48.3	D938-A8C-0580	○	750	510
5.90	57	95	6	36	48.2	D938-A8C-0590	○	750	510
6.00	57	95	6	36	48.0	D938-A8C-0600	●	750	510
6.10	76	114	8	36	66.9	D938-A8C-0610	○	910	620
6.20	76	114	8	36	66.7	D938-A8C-0620	●	910	620

● = Stock ○ = 2 weeks

D938 A8C internal cooling

Dimensions						Art.nr	Stock	Net price SEK	Net price DKK
DC (m7)	LCF	OAL	DMM (h6)	LS	LU				
6.30	76	114	8	36	66.6	D938-A8C-0630	●	910	620
6.40	76	114	8	36	66.4	D938-A8C-0640	○	910	620
6.50	76	114	8	36	66.3	D938-A8C-0650	●	910	620
6.60	76	114	8	36	66.1	D938-A8C-0660	○	910	620
6.70	76	114	8	36	66.0	D938-A8C-0670	○	910	620
6.80	76	114	8	36	65.8	D938-A8C-0680	●	910	620
6.90	76	114	8	36	65.7	D938-A8C-0690	●	910	620
7.00	76	114	8	36	65.5	D938-A8C-0700	●	910	620
7.10	76	114	8	36	65.4	D938-A8C-0710	○	910	620
7.20	76	114	8	36	65.2	D938-A8C-0720	○	910	620
7.30	76	114	8	36	65.1	D938-A8C-0730	○	910	620
7.40	76	114	8	36	64.9	D938-A8C-0740	○	910	620
7.50	76	114	8	36	64.8	D938-A8C-0750	●	910	620
7.60	76	114	8	36	64.6	D938-A8C-0760	○	910	620
7.70	76	114	8	36	64.5	D938-A8C-0770	○	910	620
7.80	76	114	8	36	64.3	D938-A8C-0780	●	910	620
7.90	76	114	8	36	64.2	D938-A8C-0790	○	910	620
8.00	76	114	8	36	64.0	D938-A8C-0800	●	910	620
8.10	95	142	10	40	82.9	D938-A8C-0810	○	1180	795
8.20	95	142	10	40	82.7	D938-A8C-0820	○	1180	795
8.30	95	142	10	40	82.6	D938-A8C-0830	○	1180	795
8.40	95	142	10	40	82.4	D938-A8C-0840	○	1180	795
8.50	95	142	10	40	82.3	D938-A8C-0850	●	1180	795
8.60	95	142	10	40	82.1	D938-A8C-0860	●	1180	795
8.70	95	142	10	40	82.0	D938-A8C-0870	○	1180	795
8.80	95	142	10	40	81.8	D938-A8C-0880	●	1180	795
8.90	95	142	10	40	81.7	D938-A8C-0890	○	1180	795
9.00	95	142	10	40	81.5	D938-A8C-0900	●	1180	795
9.10	95	142	10	40	81.4	D938-A8C-0910	○	1180	795
9.20	95	142	10	40	81.2	D938-A8C-0920	○	1180	795
9.30	95	142	10	40	81.1	D938-A8C-0930	○	1180	795
9.40	95	142	10	40	80.9	D938-A8C-0940	○	1180	795
9.50	95	142	10	40	80.8	D938-A8C-0950	○	1180	795
9.60	95	142	10	40	80.6	D938-A8C-0960	○	1180	795
9.70	95	142	10	40	80.5	D938-A8C-0970	○	1180	795
9.80	95	142	10	40	80.3	D938-A8C-0980	○	1180	795
9.90	95	142	10	40	80.2	D938-A8C-0990	○	1180	795
10.00	95	142	10	40	80.0	D938-A8C-1000	●	1180	795
10.10	114	162	12	45	98.9	D938-A8C-1010	○	1470	995
10.20	114	162	12	45	98.7	D938-A8C-1020	●	1470	995
10.30	114	162	12	45	98.6	D938-A8C-1030	○	1470	995
10.40	114	162	12	45	98.4	D938-A8C-1040	○	1470	995
10.50	114	162	12	45	98.3	D938-A8C-1050	●	1470	995
10.60	114	162	12	45	98.1	D938-A8C-1060	○	1470	995
10.80	114	162	12	45	97.8	D938-A8C-1080	○	1470	995
10.90	114	162	12	45	97.7	D938-A8C-1090	○	1470	995
11.00	114	162	12	45	97.5	D938-A8C-1100	●	1470	995
11.20	114	162	12	45	97.2	D938-A8C-1120	○	1470	995
11.30	114	162	12	45	97.1	D938-A8C-1130	○	1470	995
11.40	114	162	12	45	96.9	D938-A8C-1140	○	1470	995
11.50	114	162	12	45	96.8	D938-A8C-1150	○	1470	995
11.60	114	162	12	45	96.6	D938-A8C-1160	○	1470	995
11.70	114	162	12	45	96.5	D938-A8C-1170	○	1470	995
11.80	114	162	12	45	96.3	D938-A8C-1180	○	1470	995

● = Stock ○ = 2 weeks

D938 A8C internal cooling

Dimensions						Art.nr	Stock	Net price SEK	Net price DKK
DC (m7)	LCF	OAL	DMM (h6)	LS	LU				
11.90	114	162	12	45	96.2	D938-A8C-1190	○	1470	995
12.00	114	162	12	45	96.0	D938-A8C-1200	●	1470	995
12.10	133	182	14	45	114.9	D938-A8C-1210	○	2010	1360
12.20	133	182	14	45	114.7	D938-A8C-1220	●	2010	1360
12.30	133	182	14	45	114.6	D938-A8C-1230	○	2010	1360
12.40	133	182	14	45	114.4	D938-A8C-1240	○	2010	1360
12.50	133	182	14	45	114.3	D938-A8C-1250	○	2010	1360
12.70	133	182	14	45	114.0	D938-A8C-1270	○	2010	1360
12.80	133	182	14	45	113.8	D938-A8C-1280	○	2010	1360
12.90	133	182	14	45	113.7	D938-A8C-1290	○	2010	1360
13.00	133	182	14	45	113.5	D938-A8C-1300	●	2010	1360
13.50	133	182	14	45	112.8	D938-A8C-1350	○	2010	1360
13.80	133	182	14	45	112.3	D938-A8C-1380	○	2010	1360
14.00	133	182	14	45	112.0	D938-A8C-1400	●	2010	1360
14.20	152	203	16	48	130.7	D938-A8C-1420	○	2810	1910
14.30	152	203	16	48	130.6	D938-A8C-1430	○	2810	1910
14.50	152	203	16	48	130.3	D938-A8C-1450	○	2810	1910
14.60	152	203	16	48	130.1	D938-A8C-1460	○	2810	1910
14.70	152	203	16	48	130.0	D938-A8C-1470	○	2810	1910
14.80	152	203	16	48	129.8	D938-A8C-1480	○	2810	1910
15.00	152	203	16	48	129.5	D938-A8C-1500	○	2810	1910
15.20	152	203	16	48	129.2	D938-A8C-1520	○	2810	1910
15.30	152	203	16	48	129.1	D938-A8C-1530	○	2810	1910
15.50	152	203	16	48	128.8	D938-A8C-1550	○	2810	1910
15.80	152	203	16	48	128.3	D938-A8C-1580	○	2810	1910
15.90	152	203	16	48	128.2	D938-A8C-1590	○	2810	1910
16.00	152	203	16	48	128.0	D938-A8C-1600	○	2810	1910
16.50	171	222	18	48	146.3	D938-A8C-1650	○	3230	2190
16.70	171	222	18	48	146.0	D938-A8C-1670	○	3230	2190
17.00	171	222	18	48	145.5	D938-A8C-1700	○	3230	2190
17.50	171	222	18	48	144.8	D938-A8C-1750	○	3230	2190
17.80	171	222	18	48	144.3	D938-A8C-1780	○	3230	2190
18.00	171	222	18	48	144.0	D938-A8C-1800	○	3230	2190
18.50	190	243	20	50	162.3	D938-A8C-1850	○	3990	2710
19.00	190	243	20	50	161.5	D938-A8C-1900	○	3990	2710
19.50	190	243	20	50	160.8	D938-A8C-1950	○	3990	2710
20.00	190	243	20	50	160.0	D938-A8C-2000	○	3990	2710

● = Stock ○ = 2 weeks

D938-A12C

12xD Internal Cooling Twist Drills

- Suitable for efficient drilling of steel, cast iron and stainless steel
- New substrate material, perfect balance of toughness and wear resistance
- Using AlTiN-nano coating and unique post-processing of coating
- Optimize groove profile and drill point design, with super self-centering, chip breaking and good chip evacuation performance.

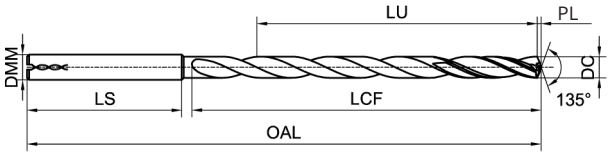

D938-A3C as pilot drill.

SHANK DIN 6535HA | AlTiN nano | 12D | P | M | K

Dimensions						Art.nr	Stock	Net price SEK	Net price DKK
DC (h7)	LCF	OAL	DMM (h6)	LS	LU				
3.00	54	92	6	36	49.5	D938-A12C-0300	●	1140	785
3.10	54	92	6	36	49.4	D938-A12C-0310	○	1140	785
3.20	54	92	6	36	49.2	D938-A12C-0320	○	1140	785
3.30	54	92	6	36	49.1	D938-A12C-0330	○	1140	785
3.40	54	92	6	36	48.9	D938-A12C-0340	○	1140	785
3.50	54	92	6	36	48.8	D938-A12C-0350	●	1140	785
3.60	54	92	6	36	48.6	D938-A12C-0360	○	1140	785
3.70	54	92	6	36	48.5	D938-A12C-0370	○	1140	785
3.80	64	102	6	36	58.3	D938-A12C-0380	○	1200	805
3.90	64	102	6	36	58.2	D938-A12C-0390	○	1200	805
4.00	64	102	6	36	58.0	D938-A12C-0400	●	1200	805
4.10	64	102	6	36	57.9	D938-A12C-0410	○	1200	805
4.20	64	102	6	36	57.7	D938-A12C-0420	●	1200	805
4.30	64	102	6	36	57.6	D938-A12C-0430	●	1200	805
4.40	64	102	6	36	57.4	D938-A12C-0440	○	1200	805
4.50	64	102	6	36	57.3	D938-A12C-0450	●	1200	805
4.60	64	102	6	36	57.1	D938-A12C-0460	○	1200	805
4.70	64	102	6	36	57.0	D938-A12C-0470	○	1200	805
4.80	83	121	6	36	75.8	D938-A12C-0480	○	1230	825
4.90	83	121	6	36	75.7	D938-A12C-0490	○	1230	825
5.00	83	121	6	36	75.5	D938-A12C-0500	●	1230	825
5.10	83	121	6	36	75.4	D938-A12C-0510	○	1230	825
5.20	83	121	6	36	75.2	D938-A12C-0520	○	1230	825
5.30	83	121	6	36	75.1	D938-A12C-0530	○	1230	825
5.40	83	121	6	36	74.9	D938-A12C-0540	○	1230	825
5.50	83	121	6	36	74.8	D938-A12C-0550	○	1230	825
5.60	83	121	6	36	74.6	D938-A12C-0560	○	1230	825
5.70	83	121	6	36	74.5	D938-A12C-0570	○	1230	825
5.80	83	121	6	36	74.3	D938-A12C-0580	○	1230	825
5.90	83	121	6	36	74.2	D938-A12C-0590	○	1230	825
6.00	83	121	6	36	74.0	D938-A12C-0600	●	1230	825
6.10	110	148	8	36	100.9	D938-A12C-0610	○	1390	945
6.20	110	148	8	36	100.7	D938-A12C-0620	○	1390	945
6.30	110	148	8	36	100.6	D938-A12C-0630	○	1390	945
6.40	110	148	8	36	100.4	D938-A12C-0640	○	1390	945
6.50	110	148	8	36	100.3	D938-A12C-0650	○	1390	945
6.60	110	148	8	36	100.1	D938-A12C-0660	○	1390	945
6.70	110	148	8	36	100.0	D938-A12C-0670	○	1390	945
6.80	110	148	8	36	99.8	D938-A12C-0680	○	1390	945
6.90	110	148	8	36	99.7	D938-A12C-0690	○	1390	945
7.00	110	148	8	36	99.5	D938-A12C-0700	●	1390	945
7.10	110	148	8	36	99.4	D938-A12C-0710	○	1390	945

● = Stock ○ = 2 weeks

D938 A12C internal cooling

Dimensions						Art.nr	Stock	Net price SEK	Net price DKK
DC (h7)	LCF	OAL	DMM (h6)	LS	LU				
7.20	110	148	8	36	99.2	D938-A12C-0720	○	1390	945
7.30	110	148	8	36	99.1	D938-A12C-0730	○	1390	945
7.40	110	148	8	36	98.9	D938-A12C-0740	○	1390	945
7.50	110	148	8	36	98.8	D938-A12C-0750	○	1390	945
7.60	110	148	8	36	98.6	D938-A12C-0760	○	1390	945
7.70	110	148	8	36	98.5	D938-A12C-0770	○	1390	945
7.80	110	148	8	36	98.3	D938-A12C-0780	○	1390	945
7.90	110	148	8	36	98.2	D938-A12C-0790	○	1390	945
8.00	110	148	8	36	98.0	D938-A12C-0800	●	1390	945
8.10	138	180	10	40	125.9	D938-A12C-0810	○	1900	1290
8.20	138	180	10	40	125.7	D938-A12C-0820	○	1900	1290
8.30	138	180	10	40	125.6	D938-A12C-0830	○	1900	1290
8.40	138	180	10	40	125.4	D938-A12C-0840	○	1900	1290
8.50	138	180	10	40	125.3	D938-A12C-0850	○	1900	1290
8.60	138	180	10	40	125.1	D938-A12C-0860	○	1900	1290
8.70	138	180	10	40	125.0	D938-A12C-0870	○	1900	1290
8.80	138	180	10	40	124.8	D938-A12C-0880	○	1900	1290
8.90	138	180	10	40	124.7	D938-A12C-0890	○	1900	1290
9.00	138	180	10	40	124.5	D938-A12C-0900	●	1900	1290
9.10	138	180	10	40	124.4	D938-A12C-0910	○	1900	1290
9.20	138	180	10	40	124.2	D938-A12C-0920	○	1900	1290
9.30	138	180	10	40	124.1	D938-A12C-0930	○	1900	1290
9.40	138	180	10	40	123.9	D938-A12C-0940	○	1900	1290
9.50	138	180	10	40	123.8	D938-A12C-0950	○	1900	1290
9.60	138	180	10	40	123.6	D938-A12C-0960	○	1900	1290
9.70	138	180	10	40	123.5	D938-A12C-0970	○	1900	1290
9.80	138	180	10	40	123.3	D938-A12C-0980	○	1900	1290
9.90	138	180	10	40	123.2	D938-A12C-0990	○	1900	1290
10.00	138	180	10	40	123.0	D938-A12C-1000	●	1900	1290
10.20	158	206	12	45	142.7	D938-A12C-1020	○	2380	1610
10.30	158	206	12	45	142.6	D938-A12C-1030	○	2380	1610
10.50	158	206	12	45	142.3	D938-A12C-1050	○	2380	1610
10.60	158	206	12	45	142.1	D938-A12C-1060	○	2380	1610
10.80	158	206	12	45	141.8	D938-A12C-1080	○	2380	1610
11.00	158	206	12	45	141.5	D938-A12C-1100	●	2380	1610
11.20	158	206	12	45	141.2	D938-A12C-1120	○	2380	1610
11.50	158	206	12	45	140.8	D938-A12C-1150	○	2380	1610
11.60	158	206	12	45	140.6	D938-A12C-1160	○	2380	1610
11.80	158	206	12	45	140.3	D938-A12C-1180	○	2380	1610
11.90	158	206	12	45	140.2	D938-A12C-1190	○	2380	1610
12.00	158	206	12	45	140.0	D938-A12C-1200	●	2380	1610
12.10	182	230	14	45	163.9	D938-A12C-1210	○	3240	2200
12.20	182	230	14	45	163.7	D938-A12C-1220	○	3240	2200
12.40	182	230	14	45	163.4	D938-A12C-1240	○	3240	2200
12.50	182	230	14	45	163.3	D938-A12C-1250	○	3240	2200
12.70	182	230	14	45	163.0	D938-A12C-1270	○	3240	2200
12.80	182	230	14	45	162.8	D938-A12C-1280	○	3240	2200
13.00	182	230	14	45	162.5	D938-A12C-1300	●	3240	2200
13.50	182	230	14	45	161.8	D938-A12C-1350	○	3240	2200
13.80	182	230	14	45	161.3	D938-A12C-1380	○	3240	2200
14.00	182	230	14	45	161.0	D938-A12C-1400	●	3240	2200
14.20	208	260	16	48	186.7	D938-A12C-1420	○	4580	3100
14.50	208	260	16	48	186.3	D938-A12C-1450	○	4580	3100
14.80	208	260	16	48	185.8	D938-A12C-1480	○	4580	3100
15.00	208	260	16	48	185.5	D938-A12C-1500	○	4580	3100
15.50	208	260	16	48	184.8	D938-A12C-1550	○	4580	3100
15.80	208	260	16	48	184.3	D938-A12C-1580	○	4580	3100
16.00	208	260	16	48	184.0	D938-A12C-1600	○	4580	3100

● = Stock ○ = 2 weeks

D938-A15C

15xD Internal Cooling Twist Drills

- Suitable for efficient drilling of steel, cast iron and stainless steel
- New substrate material, perfect balance of toughness and wear resistance
- Using AlTiN-nano coating and unique post-processing of coating
- Optimize groove profile and drill point design, with super self-centering, chip breaking and good chip evacuation performance.

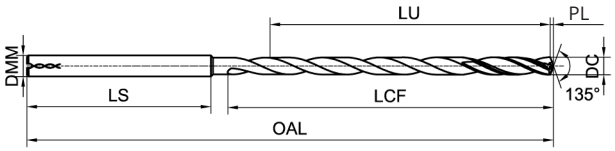

D938-A3C as pilot drill.

SHANK DIN 6535HA | AlTiN nano | 15D | P | M | K

Dimensions						Art.nr	Stock	Net price SEK	Net price DKK
DC (h7)	LCF	OAL	DMM (h6)	LS	LU				
3.00	55	95	6	36	50.5	D938-A15C-0300	●	1670	1130
3.10	67	106	6	36	62.4	D938-A15C-0310	○	1670	1130
3.20	67	106	6	36	62.2	D938-A15C-0320	○	1670	1130
3.30	67	106	6	36	62.1	D938-A15C-0330	○	1670	1130
3.40	67	106	6	36	61.9	D938-A15C-0340	○	1670	1130
3.50	76	116	6	36	70.8	D938-A15C-0350	○	1670	1130
3.60	76	116	6	36	70.6	D938-A15C-0360	○	1670	1130
3.70	76	116	6	36	70.5	D938-A15C-0370	○	1670	1130
3.80	76	116	6	36	70.3	D938-A15C-0380	○	1730	1180
3.90	76	116	6	36	70.2	D938-A15C-0390	○	1730	1180
4.00	76	116	6	36	70.0	D938-A15C-0400	●	1730	1180
4.10	93	133	6	36	86.9	D938-A15C-0410	○	1730	1180
4.20	93	133	6	36	86.7	D938-A15C-0420	○	1730	1180
4.30	93	133	6	36	86.6	D938-A15C-0430	○	1730	1180
4.40	93	133	6	36	86.4	D938-A15C-0440	○	1730	1180
4.50	93	133	6	36	86.3	D938-A15C-0450	○	1730	1180
4.60	93	133	6	36	86.1	D938-A15C-0460	○	1730	1180
4.70	93	133	6	36	86.0	D938-A15C-0470	○	1730	1180
4.80	93	133	6	36	85.8	D938-A15C-0480	○	1770	1210
4.90	93	133	6	36	85.7	D938-A15C-0490	○	1770	1210
5.00	93	133	6	36	85.5	D938-A15C-0500	●	1770	1210
5.10	110	150	6	36	102.4	D938-A15C-0510	○	1770	1210
5.20	110	150	6	36	102.2	D938-A15C-0520	○	1770	1210
5.30	110	150	6	36	102.1	D938-A15C-0530	○	1770	1210
5.40	110	150	6	36	101.9	D938-A15C-0540	○	1770	1210
5.50	110	150	6	36	101.8	D938-A15C-0550	○	1770	1210
5.60	110	150	6	36	101.6	D938-A15C-0560	○	1770	1210
5.70	110	150	6	36	101.5	D938-A15C-0570	○	1770	1210
5.80	110	150	6	36	101.3	D938-A15C-0580	○	1770	1210
5.90	110	150	6	36	101.2	D938-A15C-0590	○	1770	1210
6.00	110	150	6	36	101.0	D938-A15C-0600	●	1770	1210
6.10	127	167	8	36	117.9	D938-A15C-0610	○	2020	1370
6.20	127	167	8	36	117.7	D938-A15C-0620	○	2020	1370
6.30	127	167	8	36	117.6	D938-A15C-0630	○	2020	1370
6.40	127	167	8	36	117.4	D938-A15C-0640	○	2020	1370
6.50	127	167	8	36	117.3	D938-A15C-0650	○	2020	1370
6.60	127	167	8	36	117.1	D938-A15C-0660	○	2020	1370

● = Stock ○ = 2 weeks

D938 A15C internal cooling

Dimensions						Art.nr	Stock	Net price SEK	Net price DKK
DC (h7)	LCF	OAL	DMM (h6)	LS	LU				
6.70	127	167	8	36	117.0	D938-A15C-0670	○	2020	1370
6.80	127	167	8	36	116.8	D938-A15C-0680	○	2020	1370
6.90	127	167	8	36	116.7	D938-A15C-0690	○	2020	1370
7.00	127	167	8	36	116.5	D938-A15C-0700	●	2020	1370
7.10	143	183	8	36	132.4	D938-A15C-0710	○	2020	1370
7.20	143	183	8	36	132.2	D938-A15C-0720	○	2020	1370
7.30	143	183	8	36	132.1	D938-A15C-0730	○	2020	1370
7.40	143	183	8	36	131.9	D938-A15C-0740	○	2020	1370
7.50	143	183	8	36	131.8	D938-A15C-0750	○	2020	1370
7.60	143	183	8	36	131.6	D938-A15C-0760	○	2020	1370
7.70	143	183	8	36	131.5	D938-A15C-0770	○	2020	1370
7.80	143	183	8	36	131.3	D938-A15C-0780	○	2020	1370
7.90	143	183	8	36	131.2	D938-A15C-0790	○	2020	1370
8.00	143	183	8	36	131.0	D938-A15C-0800	●	2020	1370
8.10	160	204	10	40	147.9	D938-A15C-0810	○	2760	1870
8.20	160	204	10	40	147.7	D938-A15C-0820	○	2760	1870
8.30	160	204	10	40	147.6	D938-A15C-0830	○	2760	1870
8.40	160	204	10	40	147.4	D938-A15C-0840	○	2760	1870
8.50	160	204	10	40	147.3	D938-A15C-0850	○	2760	1870
8.60	160	204	10	40	147.1	D938-A15C-0860	○	2760	1870
8.70	160	204	10	40	147.0	D938-A15C-0870	○	2760	1870
8.80	160	204	10	40	146.8	D938-A15C-0880	○	2760	1870
8.90	160	204	10	40	146.7	D938-A15C-0890	○	2760	1870
9.00	160	204	10	40	146.5	D938-A15C-0900	○	2760	1870
9.10	177	221	10	40	163.4	D938-A15C-0910	○	2760	1870
9.20	177	221	10	40	163.2	D938-A15C-0920	○	2760	1870
9.30	177	221	10	40	163.1	D938-A15C-0930	○	2760	1870
9.40	177	221	10	40	162.9	D938-A15C-0940	○	2760	1870
9.50	177	221	10	40	162.8	D938-A15C-0950	○	2760	1870
9.60	177	221	10	40	162.6	D938-A15C-0960	○	2760	1870
9.70	177	221	10	40	162.5	D938-A15C-0970	○	2760	1870
9.80	177	221	10	40	162.3	D938-A15C-0980	○	2760	1870
9.90	177	221	10	40	162.2	D938-A15C-0990	○	2760	1870
10.00	177	221	10	40	162.0	D938-A15C-1000	●	2760	1870
10.20	198	247	12	45	182.7	D938-A15C-1020	○	3450	2340
10.30	198	247	12	45	182.6	D938-A15C-1030	○	3450	2340
10.40	198	247	12	45	182.4	D938-A15C-1040	○	3450	2340
10.50	198	247	12	45	182.3	D938-A15C-1050	○	3450	2340
10.80	198	247	12	45	181.8	D938-A15C-1080	○	3450	2340
11.00	198	247	12	45	181.5	D938-A15C-1100	○	3450	2340
11.20	214	263	12	45	197.2	D938-A15C-1120	○	3450	2340
11.50	214	263	12	45	196.8	D938-A15C-1150	○	3450	2340
11.60	214	263	12	45	196.6	D938-A15C-1160	○	3450	2340
11.70	214	263	12	45	196.5	D938-A15C-1170	○	3450	2340
11.80	214	263	12	45	196.3	D938-A15C-1180	○	3450	2340
12.00	214	263	12	45	196.0	D938-A15C-1200	○	3450	2340
12.10	248	297	14	45	229.9	D938-A15C-1210	○	4050	2750
12.20	248	297	14	45	229.7	D938-A15C-1220	○	4050	2750
12.50	248	297	14	45	229.3	D938-A15C-1250	○	4050	2750
12.80	248	297	14	45	228.8	D938-A15C-1280	○	4050	2750
13.00	248	297	14	45	228.5	D938-A15C-1300	○	4050	2750
13.50	248	297	14	45	227.8	D938-A15C-1350	○	4050	2750
13.80	248	297	14	45	227.3	D938-A15C-1380	○	4050	2750
14.00	248	297	14	45	227.0	D938-A15C-1400	○	4050	2750

● = Stock ○ = 2 weeks

D938-A20C

20xD Internal Cooling Twist Drills

- Suitable for efficient drilling of steel, cast iron and stainless steel
- New substrate material, perfect balance of toughness and wear resistance
- Using AlTiN-nano coating and unique post-processing of coating
- Optimize groove profile and drill point design, with super self-centering, chip breaking and good chip evacuation performance.

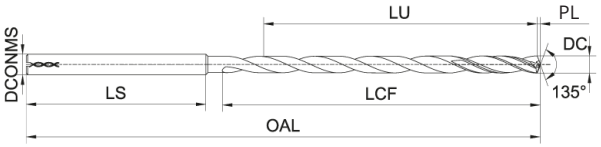

D938-A3C as pilot drill.

SHANK DIN 6535HA | AlTiN nano | 20D | P | M | K

Dimensions						Art.nr	Stock	Net price SEK	Net price DKK
DC (h7)	LCF	OAL	DMM (h6)	LS	LU				
3.00	70	110	6	36	65.5	D938-A20C-0300	●	2090	1410
3.10	83	123	6	36	78.4	D938-A20C-0310	○	2090	1410
3.50	96	136	6	36	90.8	D938-A20C-0350	○	2090	1410
4.00	96	136	6	36	90.0	D938-A20C-0400	●	2010	1360
4.20	118	158	6	36	111.7	D938-A20C-0420	○	2010	1360
4.50	118	158	6	36	111.3	D938-A20C-0450	○	2100	1420
5.00	118	158	6	36	110.5	D938-A20C-0500	●	2300	1560
5.10	140	180	6	36	132.4	D938-A20C-0510	○	2090	1410
5.50	140	180	6	36	131.8	D938-A20C-0550	○	2090	1410
5.95	140	180	6	36	131.1	D938-A20C-0595	○	2090	1410
6.00	140	180	6	36	131.0	D938-A20C-0600	●	2090	1410
6.35	162	202	8	36	152.5	D938-A20C-0635	○	2700	1830
6.50	162	202	8	36	152.3	D938-A20C-0650	○	2700	1830
6.75	162	202	8	36	151.9	D938-A20C-0675	○	2700	1830
7.00	162	202	8	36	151.5	D938-A20C-0700	●	2700	1830
7.50	183	223	8	36	171.8	D938-A20C-0750	○	2700	1830
8.00	183	223	8	36	171.0	D938-A20C-0800	●	2760	1870
8.50	205	249	10	40	192.3	D938-A20C-0850	○	3860	2620
9.00	205	249	10	40	191.5	D938-A20C-0900	○	3860	2620
10.00	227	271	10	40	212.0	D938-A20C-1000	●	3950	2680
11.00	253	302	12	45	236.5	D938-A20C-1100	○	4420	3010
12.00	274	323	12	45	256.0	D938-A20C-1200	●	4420	3010

● = Stock ○ = 2 weeks

D938-A25C

25xD Internal Cooling Twist Drills

- Suitable for efficient drilling of steel, cast iron and stainless steel
- New substrate material, perfect balance of toughness and wear resistance
- Using AlTiN-nano coating and unique post-processing of coating
- Optimize groove profile and drill point design, with super self-centering, chip breaking and good chip evacuation performance.

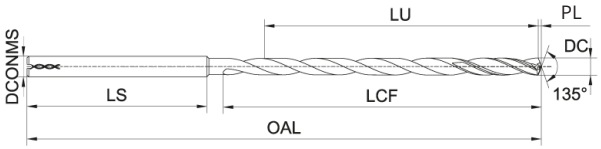

D938-A3C as pilot drill.

SHANK DIN 6535HA | AlTiN nano | 25D | P | M | K

Dimensions						Art.nr	Stock	Net price SEK	Net price DKK
DC (h7)	LCF	OAL	DMM (h6)	LS	LU				
3.00	85	125	6	36	80.5	D938-A25C-0300	●	2590	1760
3.10	101	141	6	36	96.4	D938-A25C-0310	○	2590	1760
3.50	116	156	6	36	110.8	D938-A25C-0350	○	2590	1760
3.80	116	156	6	36	110.3	D938-A25C-0380	○	2670	1820
4.00	116	156	6	36	110.0	D938-A25C-0400	●	2560	1740
4.20	143	183	6	36	136.7	D938-A25C-0420	○	2560	1740
4.50	143	183	6	36	136.3	D938-A25C-0450	○	2590	1760
5.00	143	183	6	36	135.5	D938-A25C-0500	●	2740	1860
5.10	170	210	6	36	162.4	D938-A25C-0510	○	2440	1660
5.50	170	210	6	36	161.8	D938-A25C-0550	○	2440	1660
5.95	170	210	6	36	161.1	D938-A25C-0595	○	2440	1660
6.00	170	210	6	36	161.0	D938-A25C-0600	●	2440	1660
6.30	197	237	8	36	187.6	D938-A25C-0630	○	3180	2160
6.35	197	237	8	36	187.5	D938-A25C-0635	○	3180	2160
6.50	197	237	8	36	187.3	D938-A25C-0650	○	3180	2160
6.75	197	237	8	36	186.9	D938-A25C-0675	○	3180	2160
7.00	197	237	8	36	186.5	D938-A25C-0700	●	3180	2160
7.50	223	263	8	36	211.8	D938-A25C-0750	○	3110	2110
8.00	223	263	8	36	211.0	D938-A25C-0800	●	3170	2150

● = Stock ○ = 2 weeks

GHDS-3D / GHD-3D

Indexable Drill 3xD

- Same insert can be used as inside or outside inser
- Optimized inner and outer insert structure design
- Internal coolant outlet directly inject insert rake su
- Double twisted coolant channel
- Optimized flute design
- 2xD / 3xD / 4xD / 5xD more info at edeco.se | edeco.dk

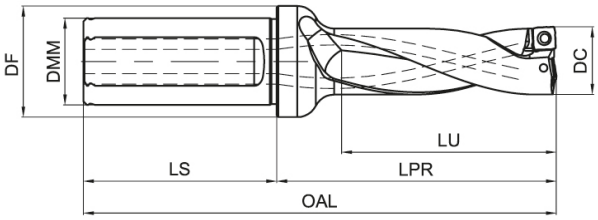

Dia.	Description	Dimension (mm)							Stock	Insert	Item no	List price SEK	List price DKK
		DC	DMM	DF	LS	LU	LPR	OAL					
14	GHDS-140-3D	14	20	25	50	45	58	108	●	QPMG 040204	6603.1400	2140	1530
14.5	GHDS-145-3D	14.5	20	25	50	47	60	110	●		6603.1450	2140	1530
15	GHDS-150-3D	15	20	25	50	50	62	112	●		6603.1500	2140	1530
15.5	GHDS-155-3D	15.5	20	25	50	52	64	114	●		6603.1550	2140	1530
16	GHDS-160-3D	16	20	25	50	51	66	116	●	QPMG 050204	6603.1600	2140	1530
16.5	GHDS-165-3D	16.5	20	25	50	53	68	118	●		6603.1650	2140	1530
17	GHDS-170-3D	17	25	32	56	54	69	125	●		6603.1700	2140	1530
17.5	GHDS-175-3D	17.5	25	32	56	56	72	128	●		6603.1750	2140	1530
18	GHDS-180-3D	18	25	32	56	58	73	129	●		6603.1800	2140	1530
18.5	GHDS-185-3D	18.5	25	32	56	60	75	131	●		6603.1850	2140	1530
19	GHDS-190-3D	19	25	32	56	60	76	132	●	QPMG 060204	6603.1900	2140	1530
19.5	GHDS-195-3D	19.5	25	32	56	62	79	135	●		6603.1950	2140	1530
20	GHDS-200-3D	20	25	32	56	64	81	137	●		6603.2000	2140	1530
20.5	GHDS-205-3D	20.5	25	32	56	65	82	138	●		6603.2050	2380	1700
21	GHDS-210-3D	21	25	32	56	67	84	140	●		6603.2100	2380	1700
21.5	GHDS-215-3D	21.5	25	32	56	69	86	142	●		6603.2150	2380	1700
22	GHDS-220-3D	22	25	32	56	69	87	143	●		6603.2200	2380	1700
22.5	GHDS-225-3D	22.5	25	32	56	72	90	146	●		6603.2250	2380	1700
23	GHDS-230-3D	23	25	32	56	72	91	147	●	QPMG 07T306	6603.2300	2380	1700
23.5	GHDS-235-3D	23.5	25	32	56	75	93	149	●		6603.2350	2380	1700
24	GHDS-240-3D	24	25	32	56	76	95	151	●		6603.2400	2380	1700
24.5	GHDS-245-3D	24.5	25	32	56	77	97	153	●		6603.2450	2380	1700
25	GHDS-250-3D	25	25	32	56	79	99	155	●		6603.2500	2380	1700
25.5	GHDS-255-3D	25.5	32	40	60	80	100	160	●		6603.2550	2690	1920
26	GHDS-260-3D	26	32	40	60	81	102	162	●		6603.2600	2690	1920
26.5	GHDS-265-3D	26.5	32	40	60	84	104	164	●		6603.2650	2690	1920
27	GHDS-270-3D	27	32	40	60	85	105	165	●		6603.2700	2690	1920
27.5	GHDS-275-3D	27.5	32	40	60	88	108	168	●	QPMG 09T308	6603.2750	2690	1920
28	GHDS-280-3D	28	32	40	60	87	109	169	●		6603.2800	2690	1920
28.5	GHDS-285-3D	28.5	32	40	60	90	111	171	●		6603.2850	2690	1920
29	GHDS-290-3D	29	32	40	60	91	112	172	●		6603.2900	2690	1920
29.5	GHDS-295-3D	29.5	32	40	60	93	115	175	●		6603.2950	2690	1920
30	GHDS-300-3D	30	32	40	60	95	117	177	●		6603.3000	2690	1920
30.5	GHDS-305-3D	30.5	32	40	60	97	118	178	●		6603.3050	2690	1920
31	GHDS-310-3D	31	40	48	70	98	121	191	●		6603.3100	2950	2110
31.5	GHDS-315-3D	31.5	40	48	70	98	122	192	●		6603.3150	2950	2110
32	GHDS-320-3D	32	40	48	70	101	124	194	●		6603.3200	2950	2110
32.5	GHDS-325-3D	32.5	40	48	70	103	126	196	●		6603.3250	2950	2110
33	GHDS-330-3D	33	40	48	70	104	128	198	●		6603.3300	2950	2110

GHDS-3D / GHD-3D

Dia.	Description	Dimension (mm)							Stock	Insert	Item no	List price SEK	List price DKK
		DC	DMM	DF	LS	LU	LPR	OAL					
33.5	GHDS-335-3D	33.5	40	48	70	106	130	200	●	QPMG 110408	6603.3350	2950	2110
34	GHDS-340-3D	34	40	48	70	108	131	201	●		6603.3400	2950	2110
34.5	GHDS-345-3D	34.5	40	48	70	109	134	204	●		6603.3450	2950	2110
35	GHDS-350-3D	35	40	48	70	112	135	205	●		6603.3500	2950	2110
35.5	GHDS-355-3D	35.5	40	48	70	114	137	207	●		6603.3550	2950	2110
36	GHDS-360-3D	36	40	48	70	113	139	209	●		6603.3600	3160	2260
36.5	GHDS-365-3D	36.5	40	48	70	116	141	211	●		6603.3650	3160	2260
37	GHDS-370-3D	37	40	48	70	117	142	212	●		6603.3700	3300	2360
37.5	GHDS-375-3D	37.5	40	48	70	118	144	214	●		6603.3750	3300	2360
38	GHDS-380-3D	38	40	48	70	122	146	216	●		6603.3800	3300	2360
38.5	GHDS-385-3D	38.5	40	48	70	122	148	218	●		6603.3850	3300	2360
39	GHDS-390-3D	39	40	48	70	125	149	219	●		6603.3900	3300	2360
39.5	GHDS-395-3D	39.5	40	48	70	124	151	221	●		6603.3950	3300	2360
40	GHDS-400-3D	40	40	48	70	126	153	223	●		6603.4000	3300	2360
40.5	GHDS-405-3D	40.5	40	48	70	126	126	225	○	QPMG 130408	6603.4050	4510	3220
41	GHDS-410-3D	41	40	48	70	129	129	227	●		6603.4100	4510	3220
41.5	GHDS-415-3D	41.5	40	48	70	132	132	226.1	●		6603.4150	4510	3220
42	GHDS-420-3D	42	40	48	70	133	133	230	●		6603.4200	4510	3220
42.5	GHDS-425-3D	42.5	40	48	70	133	133	232	●		6603.4250	4510	3220
43	GHDS-430-3D	43	40	48	70	135	135	234	●		6603.4300	4510	3220
43.5	GHDS-435-3D	43.5	40	48	70	136	136	236	○		6603.4350	4510	3220
44	GHDS-440-3D	44	40	48	70	137	137	237	●		6603.4400	4510	3220
44.5	GHDS-445-3D	44.5	40	48	70	139	139	240	○		6603.4450	4510	3220
45	GHDS-450-3D	45	40	48	70	142	142	242	●		6603.4500	4510	3220
45.5	GHDS-455-3D	45.5	40	48	70	143	143	244	●	QPMG 150512	6603.4550	5300	3790
46	GHDS-460-3D	46	40	48	70	146	146	246	●		6603.4600	5300	3790
46.5	GHDS-465-3D	46.5	40	48	70	150	150	248	●		6603.4650	5300	3790
47	GHDS-470-3D	47	40	48	70	152	152	249	●		6603.4700	5300	3790
47.5	GHDS-475-3D	47.5	40	48	70	155	155	251	●		6603.4750	5300	3790
48	GHDS-480-3D	48	40	48	70	159	159	253	●		6603.4800	5300	3790
48.5	GHDS-485-3D	48	40	48	70	159	159	258	●		6603.4850	4530	3240
49	GHDS-490-3D	49	40	49	70	159	159	258	●		6603.4900	4530	3240
49.5	GHDS-495-3D	49.5	40	49	70	159	159	258	○		6603.4950	4530	3240
50	GHD-500-3D	50.0	40	50	70	191	156	261	●		6603.5000	4530	3240

● Stock ○ =2 weeks

Inserts for GHDS-3D/GHD-3D

Recommended cutting data

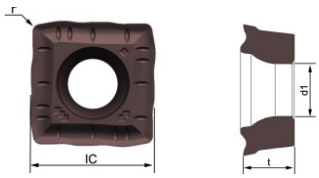

Description		Dimensions IC	t	r	d1	Drilling Dia.	Item no	Stock	List price SEK	List price DKK
QPMG040204-DP-GA4230	P M K	4.70	2.30	0.40	2.20	14-15.9	6603.0010	●	92	65,5
QPMG040204-DP-GH4115	H	4.70	2.30	0.40	2.20	14-15.9	6603.0110	●	92	65,5
QPMG040204-DP-GH4125	H	4.70	2.30	0.40	2.20	14-15.9	6603.0120	●	92	65,5
QPMG040204-DP-GM3220	M	4.70	2.30	0.40	2.20	14-15.9	6603.0012	●	92	65,5
QPMG040204-DP-GS4130	S	4.70	2.30	0.40	2.20	14-15.9	6603.0015	●	92	65,5
QPMG050204-DP-GA4230	P M K	5.70	2.50	0.40	2.60	16-18.9	6603.0020	●	98,5	70,5
QPMG050204-DP-GM3220	M	5.70	2.50	0.40	2.60	16-18.9	6603.0022	●	98,5	70,5
QPMG050204-DP-GS4130	S	5.70	2.50	0.40	2.60	16-18.9	6603.0025	●	98,5	70,5
QPMG060204-DP-GA4230	P M K	6.50	2.50	0.40	2.60	19-22.5	6603.0030	●	106	76
QPMG060204-DP-GM3220	M	6.50	2.50	0.40	2.60	19-22.5	6603.0032	●	106	76
QPMG060204-DP-GS4130	S	6.50	2.50	0.40	2.60	19-22.5	6603.0035	●	106	76
QPMG07T306-DP-GA4230	P M K	7.94	3.20	0.60	2.85	22.6-27.0	6603.0040	●	112	80
QPMG07T306-DP-GM3220	M	7.94	3.20	0.60	2.85	22.6-27.0	6603.0042	●	112	80
QPMG07T306-DP-GS4130	S	7.94	3.20	0.60	2.85	22.6-27.0	6603.0045	●	112	80
QPMG09T308-DP-GA4230	P M K	9.70	3.50	0.80	3.50	27.1-33.0	6603.0050	●	124	88,5
QPMG09T308-DP-GM3220	M	9.70	3.50	0.80	3.50	27.1-33.0	6603.0052	●	124	88,5
QPMG09T308-DP-GS4130	S	9.70	3.50	0.80	3.50	27.1-33.0	6603.0055	●	124	88,5
QPMG110408-DP-GA4230	P M K	11.50	4.76	0.80	4.40	33.1-40	6603.0060	●	126	90
QPMG110408-DP-GM3220	M	11.50	4.76	0.80	4.40	33.1-40	6603.0062	●	126	90
QPMG110408-DP-GS4130	S	11.50	4.76	0.80	4.40	33.1-40	6603.0065	●	126	90
QPMG130408-DP-GA4230	P M K	13.20	4.76	0.80	4.40	40.1-45	6603.0070	●	146	104
QPMG130408-DP-GM3220	M	13.20	4.76	0.80	4.40	40.1-45	6603.0072	●	146	104
QPMG130408-DP-GS4130	S	13.20	4.76	0.80	4.40	40.1-45	6603.0075	●	146	104
QPMG150512-DP-GA4230	P M K	15.20	5.20	1.20	5.50	45.1-51	6603.0080	●	165	118
QPMG150512-DP-GM3220	M	15.20	5.20	1.20	5.50	45.1-51	6603.0082	●	165	118
QPMG150512-DP-GS4130	S	15.20	5.20	1.20	5.50	45.1-51	6603.0085	●	165	118

● = Stock ○ = 2 weeks

Workpiece		Hardness	Cutting speed Vc m/min	Feed (mm/rev) *According to the drills diameter Ø 14.0–22.5	Ø 23.0–27.0	Ø 27.5–33.0	Ø 33.5–51.0
P	Unalloy steel	<125 HB	140–180–220	0.04–0.10	0.04–0.12	0.06–0.16	0.08–0.18
	Alloy steel	<25 HRC	140–180–220	0.04–0.10	0.04–0.12	0.06–0.16	0.08–0.18
	Alloy and tool steel	< 35 HRC	100–160–200	0.04–0.10	0.06–0.12	0.08–0.16	0.08–0.18
		35–48 HRC	80–160–200	0.04–0.10	0.06–0.12	0.08–0.16	0.08–0.18
		<35 HRC	80–160–200	0.03–0.08	0.04–0.12	0.08–0.14	0.08–0.16
M	Stainless	130–200 HB	100–140–200	0.04–0.10	0.06–0.12	0.06–0.14	0.06–0.16
	Stainless austenitic	<25 HRC	60–140–180	0.03–0.08	0.04–0.12	0.06–0.14	0.06–0.16
K	Gray Cast Iron	<32 HRC	140–180–230	0.04–0.10	0.06–0.14	0.06–0.16	0.08–0.20
	Ductile Cast Iron	<28 HRC	120–160–200	0.04–0.10	0.06–0.14	0.06–0.16	0.08–0.20
	Alloy Cast Iron	<45 HRC	100–160–200	0.04–0.10	0.06–0.12	0.08–0.16	0.08–0.18
S	Ni Superalloy		30–50–80	0.03–0.06	0.04–0.08	0.04–0.10	0.06–0.12
	Titanium Superalloy		30–50–70	0.03–0.08	0.04–0.10	0.06–0.10	0.06–0.12
H	Hardened steel	40 HRC	30–45–60	0.04–0.08	0.04–0.10	0.06–0.12	0.08–0.14

Tap Q320VS-4 | Q420VS-4 M

DIN 371 / DIN 376

Coated PM tap, universal for different types of material

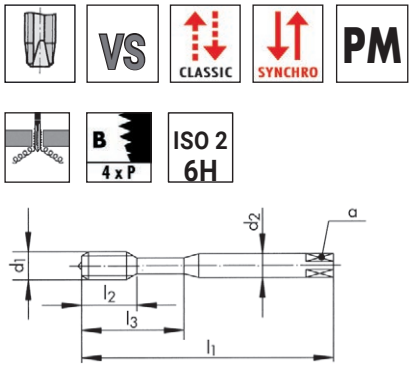

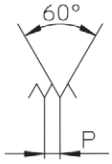

11	12	13	14	15	21
22	23	24	31	32	51
52	61	62	63	71	72
73	74	81	82	83	

Dimensions									Item no	Stock	Net price SEK	Net price DKK
Ø d1	P	l1	l2	l3	d2	a						
3	0.50	56	12.0	18	3.5	2.7	3	2.50	22.195494	●	237	165
4	0.70	63	14.0	21	4.6	3.4	3	3.30	22.195495	●	237	165
5	0.80	70	15.0	25	6.0	4.9	3	4.20	22.195496	●	243	169
6	1.00	80	17.0	30	6.0	4.9	3	5.00	22.195497	●	252	175
8	1.25	90	20.0	35	8.0	6.2	3	6.80	22.195498	●	290	202
10	1.50	100	22.0	39	10.0	8.0	3	8.50	22.195499	●	345	240
12	1.75	110	24.0		9.0	7.0	3	10.20	22.195500	●	400	278
14	2.00	110	28.0		11.0	9.0	3	12.00	22.195501	○	565	393
16	2.00	110	30.0		12.0	9.0	3	14.00	22.195502	●	585	407
20	2.50	140	36.0		16.0	12.0	4	17.50	22.195503	●	920	640
24	3.00	160	39.0		18.0	14.5	4	21.00	22.195504	●	1260	875

Tap Q360VS-3 | Q460VS-3 M

DIN 371 / DIN 376

Coated PM tap, universal for different types of material

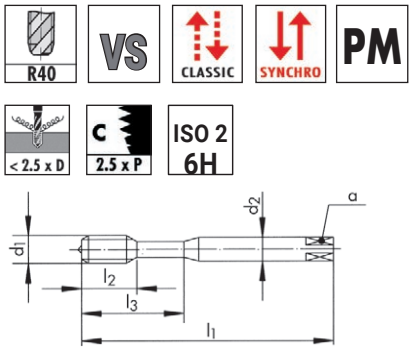

11	12	13	14	15	21
22	23	24	31	32	51
52	61	62	63	71	72
73	74	81	82	83	

Dimensions									Item no	Stock	Net price SEK	Net price DKK
Ø d1	P	l1	l2	l3	d2	a						
3	0.50	56	5.5	18	3.5	2.7	3	2.50	22.195516	●	257	179
4	0.70	63	7.5	21	4.5	3.4	3	3.30	22.195517	●	257	179
5	0.80	70	9.0	25	6.0	4.9	3	4.20	22.195518	●	263	183
6	1.00	80	11.0	3	6.0	4.9	3	5.00	22.195519	●	271	189
8	1.25	90	12.5	35	8.0	6.2	3	6.80	22.195520	●	313	217
10	1.50	100	14.0	39	10.0	8.0	3	8.50	22.195521	●	377	262
12	1.75	110	14.0		9.0	7.0	3	10.20	22.195522	●	441	306
14	2.00	110	14.0		11.0	9.0	3	12.00	22.195523	○	615	427
16	2.00	110	18.0		12.0	9.0	3	14.00	22.195524	●	645	449
20	2.50	140	24.0		16.0	12.0	3	17.50	22.195525	●	985	685
24	3.00	160	27.0		18.0	14.5	4	21.00	22.195526	●	1360	945

● = Stock ○ = 1–2 days

UP210-S2

2 fluted coated square solid carbide end mill, normal length

- Suitable for steels & cast iron (≤48 HRC)
- High performance AlCr series coating with high temperature resistance and high wear resistance.

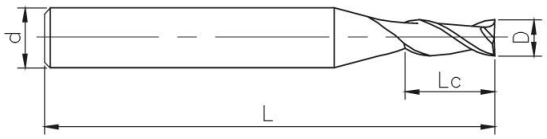

Fig1

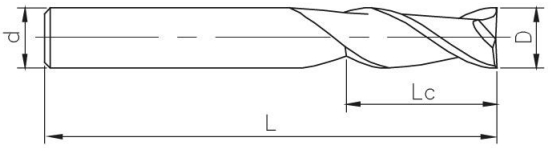

Fig2

SHANK h6 | 2 | AlCrSiN | 35° Helix | Square | P | M | K

Dimensions				Fig	z	Item no	Stock	Net price SEK	Net price DKK
D	Lc	L	d						
1	3	50	4	1	2	UP210-S2-01003	●	80	57
1.5	4	50	4	1	2	UP210-S2-01504	●	80	57
2	6	50	4	1	2	UP210-S2-02006	●	80	57
2.5	8	50	4	1	2	UP210-S2-02508	●	80	57
3	9	50	4	1	2	UP210-S2-03009	●	80	57
4	11	50	4	2	2	UP210-S2-04011	●	80	57
4.5	11	50	6	1	2	UP210-S2-04513	●	110	78,5
5	13	50	6	1	2	UP210-S2-05013	●	110	78,5
6	16	50	6	2	2	UP210-S2-06016	●	110	78,5
7	20	60	8	1	2	UP210-S2-07020	●	174	124
8	20	60	8	2	2	UP210-S2-08020	●	174	124
9	23	75	10	1	2	UP210-S2-09023	●	330	235
10	25	75	10	2	2	UP210-S2-10025	●	330	235
11	28	75	12	1	2	UP210-S2-11028	●	398	285
12	30	75	12	2	2	UP210-S2-12030	●	398	285
16	36	100	36	2	2	UP210-S2-16036	●	790	565
20	45	100	20	2	2	UP210-S2-20045	●	1190	845

● = Stock ○ = 2 weeks

UP210-SL2

2 fluted coated square solid carbide end mill, long length

- Suitable for steels & cast iron (≤48 HRC)
- High performance AlCr series coating with high temperature resistance and high wear resistance.

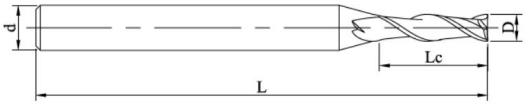

Fig1

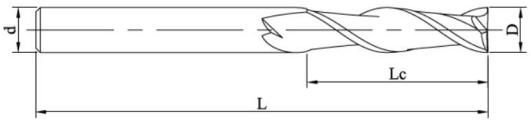

Fig2

SHANK h6 | 2 | AlCrSiN | 35° Helix | Square | P | M | K

Dimensions				Fig	z	Item no	Stock	Net price SEK	Net price DKK
D	Lc	L	d						
2	15	75	4	1	2	UP210-SL2-02015	●	148	106
3	25	75	4	1	2	UP210-SL2-03025	●	148	106
4	30	75	4	2	2	UP210-SL2-04030	●	148	106
5	30	75	6	1	2	UP210-SL2-05030	●	175	125
6	35	75	6	2	2	UP210-SL2-06035	●	175	125
8	40	100	8	2	2	UP210-SL2-08040	●	316	226
10	45	100	10	2	2	UP210-SL2-10045	●	423	302
12	50	100	12	2	2	UP210-SL2-12050	●	570	409
14	55	100	14	2	2	UP210-SL2-14055	●	765	545
16	60	150	16	2	2	UP210-SL2-16060	●	1330	950
18	65	150	18	2	2	UP210-SL2-18065	●	1730	1230
20	70	150	20	2	2	UP210-SL2-20070	●	2040	1460

● = Stock ○ = 2 weeks

UP210-B2

2 fluted, coated radius solid carbide end mill, normal length

- Suitable for steels & cast iron (≤48 HRC)
- High performance AlCr series coating with high temperature resistance and high wear resistance.

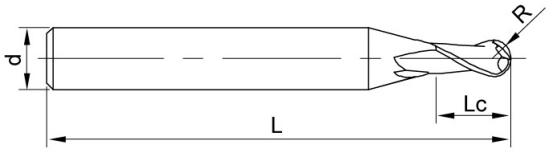

Fig1

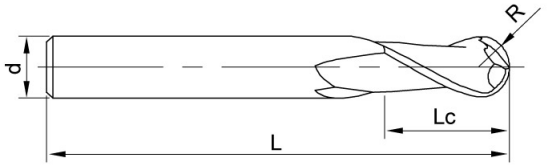

Fig2

Dimensions					Fig	z	Item no	Stock	Net price SEK	Net price DKK
D	R	Lc	L	d						
1	0.5	2	50	4	1	2	UP210-B2-01002	●	109	78,00
1.5	0.75	3	50	4	1	2	UP210-B2-01503	●	109	78,00
2	1	4	50	4	1	2	UP210-B2-02004	●	109	78,00
3	1.5	6	50	4	1	2	UP210-B2-03006	●	109	78,00
4	2	8	50	4	2	2	UP210-B2-04008	●	109	78,00
5	2.5	10	50	6	1	2	UP210-B2-05010	●	137	97,50
6	3	12	50	6	2	2	UP210-B2-06012	●	137	97,50
7	3.5	14	60	8	1	2	UP210-B2-07014	●	211	151,00
8	4	14	60	8	2	2	UP210-B2-08014	●	211	151,00
9	4.5	16	75	10	1	2	UP210-B2-09016	●	418	299,00
10	5	18	75	10	2	2	UP210-B2-10018	●	435	311,00
11	5.5	20	75	12	1	2	UP210-B2-11020	●	488	348,00
12	6	22	75	12	2	2	UP210-B2-12022	●	488	348,00
13	6.5	26	90	14	1	2	UP210-B2-13026	●	855	610,00
14	7	26	90	14	2	2	UP210-B2-14026	●	855	610,00
15	7.5	30	90	16	1	2	UP210-B2-15030	●	840	600,00
16	8	30	100	16	2	2	UP210-B2-16030	●	890	635,00
18	9	34	100	18	2	2	UP210-B2-18034	●	1270	905,00
20	10	38	100	20	2	2	UP210-B2-20038	●	1360	975,00

● = Stock ○ = 2 weeks

SH360-B2

2 fluted coated radius solid carbide endmill, normal length

- Suitable for finishing and semi-finishing of **45 ~ 65 HRC high hardness materials.**
- The substrate material with high strength and toughness is matched with the newly developed coating with high hardness, which can effectively extended service life of cutting tools.
- Unique groove structure, achieving excellent processing of high hardness steel.
- It is recommended to use oil cooling or oil mist.

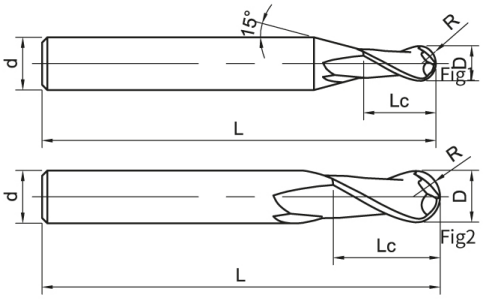

Dimensions					Fig	z	Item no	Stock	Net price SEK	Net price DKK
D	R	Lc	L	d						
0.6	0.3	0.9	50	4	1	2	SH360B2-0.6-0.9	○	155	111
1	0.5	2	50	4	1	2	SH360B2-1-2	●	155	111
1	0.5	2	50	6	1	2	SH360B2-1-2-6	○	221	158
1.5	0.75	3	50	4	1	2	SH360B2-1.5-3	●	155	111
1.5	0.75	3	50	6	1	2	SH360B2-1.5-3-6	○	221	158
2	1	4	50	4	1	2	SH360B2-2-4	●	155	111
2	1	4	50	6	1	2	SH360B2-2-4-6	○	221	158
2.5	1.25	5	50	4	1	2	SH360B2-2.5-5	●	155	111
3	1.5	6	50	4	1	2	SH360B2-3-6	●	155	111
4	2	8	50	4	2	2	SH360B2-4-8	●	155	111
3	1.5	6	50	6	1	2	SH360B2-3-6-6	○	221	158
4	2	8	50	6	1	2	SH360B2-4-8-6	●	221	158
5	2.5	10	50	6	1	2	SH360B2-5-10	●	221	158
6	3	12	50	6	2	2	SH360B2-6-12	●	221	158
7	3.5	14	60	8	1	2	SH360B2-7-14	○	365	261
8	4	16	60	8	2	2	SH360B2-8-16	●	365	261
10	5	20	75	10	2	2	SH360B2-10-20	●	615	439
12	6	24	75	12	2	2	SH360B2-12-24	●	750	535
16	8	32	100	16	2	2	SH360B2-16-32	●	1600	1150
20	10	30	100	20	2	2	SH360B2-20-30	●	2810	2010

● = Stock ○ = 2 weeks

The milling family is available in several other versions, contact Edeco for more info.

2 TiAlSiN	2 Flutes, Standard Length	SH360-S2	D1-D12
4 TiAlSiN	4 Flutes, 45° Helix	SH360-S4A	D1-D20
4 TiAlSiN	4 Flutes, 45° Helix Long Shank Length	SH360-SH4A	D1-D20
6 TiAlSiN	6 Flutes, Standard Length	SH360-S6	D6-D20
6 TiAlSiN	6 Flutes, Long Flute Length	SH360-SL6	D6-D20
4 TiAlSiN	4 Flutes, Corner Radius	SH360-R4	D1 ~ D12
4 TiAlSiN	4 Flutes, Corner Radius, Long Shank Length	SH360-RH4	D4 ~ D12
2 TiAlSiN	2 Flutes, Ballnose	SH360-B2	D0.6 ~ D20
2 TiAlSiN	2 Flutes, Ballnose, Long Shank Length	SH360-BH2	D4 ~ D20
4 TiAlSiN	4 Flutes, Ballnose	SH360-B4	D3 ~ D16
4 TiAlSiN	4 Flutes, Ballnose, Long Shank Length	SH360-BH4	D3 ~ D16

UA100-S2

2 fluted, coated square solid carbide end mill, normal length

- Suitable for aluminium alloy (Si ≤ 12%) and copper alloy (<200HB) general processing
- Special edge design, reduces vibration, effectively solve the crumbs.

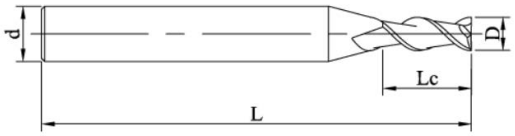

Fig1

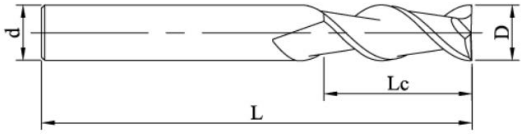

Fig2

Dimensions				Fig	z	Item no	Stock	Net price SEK	Net price DKK
D	Lc	L	d						
1	3	50	4	1	2	UA100-S2-01003	●	80	57,00
1.5	4	50	4	1	2	UA100-S2-01504	●	80	57,00
2	6	50	4	1	2	UA100-S2-02006	●	80	57,00
3	9	50	4	1	2	UA100-S2-03009	●	80	57,00
4	11	50	4	2	2	UA100-S2-04011	●	80	57,00
4.5	12	50	6	1	2	UA100-S2-04512	●	111	79,50
5	13	50	6	1	2	UA100-S2-05013	●	111	79,50
5.5	16	50	6	1	2	UA100-S2-05516	●	111	79,50
6	16	50	6	2	2	UA100-S2-06016	●	111	79,50
7	20	60	8	1	2	UA100-S2-07020	●	170	121,00
8	20	60	8	2	2	UA100-S2-08020	●	170	121,00
9	23	75	10	1	2	UA100-S2-09023	●	323	231,00
10	25	75	10	2	2	UA100-S2-10025	●	323	231,00
12	30	75	12	2	2	UA100-S2-12030	●	391	279,00
16	36	100	16	2	2	UA100-S2-16036	●	825	590,00
20	45	100	20	2	2	UA100-S2-20045	●	1260	900,00

● = Stock ○ = 2 weeks

UA100-SL2

2 fluted, coated square solid carbide end mill, long length

- Suitable for aluminium alloy (Si ≤ 12%) and copper alloy (<200HB) general prc
- Special edge design, reduces vibration, effectively solve the crumbs.

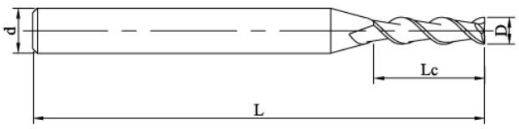

Fig1

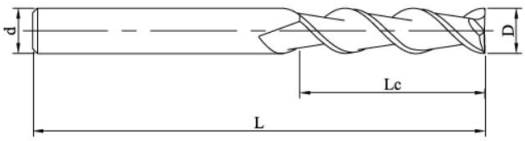

Fig2

Dimensions				Fig	z	Item no	Stock	Net price SEK	Net price DKK
D	Lc	L	d						
2	20	75	4	1	2	UA100-SL2-02020	●	163	117
3	25	75	4	1	2	UA100-SL2-03025	●	163	117
4	30	75	4	2	2	UA100-SL2-04030	●	163	117
5	30	75	6	1	2	UA100-SL2-05030	●	202	144
6	35	75	6	2	2	UA100-SL2-06035	●	202	144
8	40	100	8	2	2	UA100-SL2-08040	●	288	206
10	45	100	10	2	2	UA100-SL2-10045	●	449	320
12	50	100	12	2	2	UA100-SL2-12050	●	525	375
16	60	150	16	2	2	UA100-SL2-16060	●	1220	870
20	70	150	20	2	2	UA100-SL2-20070	●	1850	1320

● = Stock ○ = 2 weeks

UP210-S3

3 fluted, coated square solid carbide end mill, normal length

- Suitable for steels & cast iron (≤48 HRC)
- High performance AlCr series coating with high temperature resistance and high wear resistance.

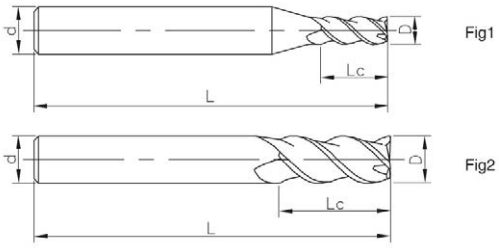

Dimensions				Fig	z	Item no	Stock	Net price SEK	Net price DKK
D	Lc	L	d						
3	9	50	4	1	3	UP210-S3-03009	●	80	57,00
4	11	50	4	2	3	UP210-S3-04011	●	80	57,00
5	13	50	6	1	3	UP210-S3-05013	●	110	78,50
6	16	50	6	2	3	UP210-S3-06016	●	110	78,50
8	20	60	8	2	3	UP210-S3-08020	●	174	124,00
10	25	75	10	2	3	UP210-S3-10025	●	330	235,00
12	30	75	12	2	3	UP210-S3-12030	●	398	285,00
16	36	100	16	2	3	UP210-S3-16036	●	790	565,00
20	45	100	20	2	3	UP210-S3-20045	●	1190	845,00
25	50	100	25	2	3	UP210-S3-25050	●	1900	1360,00

● = Stock ○ = 2 weeks

UA100-S3

3 fluted square solid carbide end mill, normal length

- Suitable for aluminium alloy (Si ≤ 12%) and copper alloy (<200HB) general processing
- Special edge design, reduces vibration, good chip control.

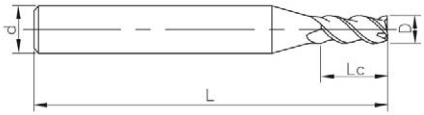

Fig1

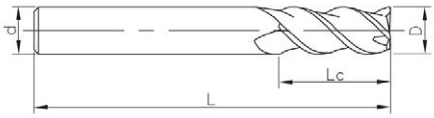

Fig2

Dimensions				Fig	z	Item no	Stock	Net price SEK	Net price DKK
D	Lc	L	d						
2	6	50	4	1	3	UA100-S3-02006	●	80	57,00
3	9	50	4	1	3	UA100-S3-03009	●	80	57,00
4	11	50	4	2	3	UA100-S3-04011	●	80	57,00
5	13	50	6	1	3	UA100-S3-05013	●	111	79,50
6	16	50	6	2	3	UA100-S3-06016	●	111	79,50
7	20	60	8	1	3	UA100-S3-07020	●	170	121,00
8	20	60	8	2	3	UA100-S3-08020	●	170	121,00
9	23	75	10	1	3	UA100-S3-09023	●	323	231,00
10	25	75	10	2	3	UA100-S3-10025	●	323	231,00
12	30	75	12	2	3	UA100-S3-12030	●	391	279,00
16	36	100	16	2	3	UA100-S3-16036	●	825	590,00
18	38	100	18	2	3	UA100-S3-18038	●	1080	775,00
20	45	100	20	2	3	UA100-S3-20045	●	1260	900,00

● = Stock ○ = 2 weeks

UA100-SL3

3 fluted square solid carbide end mill, long length

- Suitable for aluminium alloy (Si ≤ 12%) and copper alloy (<200HB) general processing
- Special edge design, reduces vibration, good chip control.

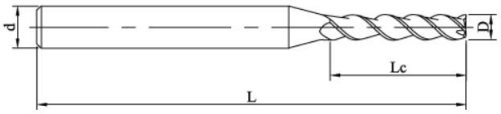

Fig1

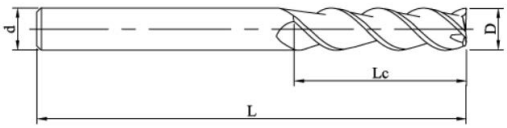

Fig2

Dimensions				Fig	z	Item no	Stock	Net price SEK	Net price DKK
D	Lc	L	d						
2	20	75	4	1	3	UA100-SL3-02020	●	163	117
3	25	75	4	1	3	UA100-SL3-03025	●	163	117
4	30	75	4	2	3	UA100-SL3-04030	●	163	117
5	30	75	6	1	3	UA100-SL3-05030	●	202	144
6	35	75	6	2	3	UA100-SL3-06035	●	202	144
8	40	100	8	2	3	UA100-SL3-08040	●	288	206
10	45	100	10	2	3	UA100-SL3-10045	●	449	320
12	50	100	12	2	3	UA100-SL3-12050	●	525	375
16	60	150	16	2	3	UA100-SL3-16060	●	1220	870
20	70	150	20	2	3	UA100-SL3-20070	●	1850	1320

● = Stock ○ = 2 weeks

UA100-R3

3 fluted corner radius solid carbide end mill, normal length

- Suitable for aluminium alloy (Si ≤ 12%) and copper alloy (<200HB) general processing
- Special edge design, reduces vibration, good chip control.

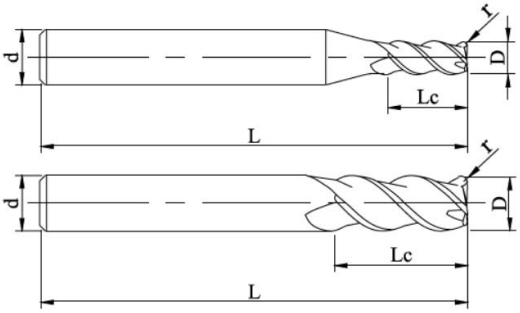

Dimensions					Fig	z	Item no	Stock	Net price SEK	Net price DKK
D	Lc	R	L	d						
4	11	0.2	50	4	2	3	UA100-R3-04002	●	110	78,50
4	11	0.3	50	4	2	3	UA100-R3-04003	●	110	78,50
4	11	0.5	50	4	2	3	UA100-R3-04005	●	110	78,50
4	11	1	50	4	2	3	UA100-R3-04010	●	110	78,50
5	13	0.2	50	6	1	3	UA100-R3-05002	●	146	104,00
5	13	0.3	50	6	1	3	UA100-R3-05003	●	146	104,00
5	13	0.5	50	6	1	3	UA100-R3-05005	●	146	104,00
5	13	1	50	6	1	3	UA100-R3-05010	●	146	104,00
5	13	1.5	50	6	1	3	UA100-R3-05015	●	146	104,00
6	16	0.5	50	6	2	3	UA100-R3-06005	●	146	104,00
6	16	1	50	6	2	3	UA100-R3-06010	●	146	104,00
6	16	1.5	50	6	2	3	UA100-R3-06015	●	146	104,00
6	16	2	50	6	2	3	UA100-R3-06020	●	146	104,00
8	20	0.5	60	8	2	3	UA100-R3-08005	●	194	139,00
8	20	1	60	8	2	3	UA100-R3-08010	●	194	139,00
8	20	1.5	60	8	2	3	UA100-R3-08015	●	194	139,00
8	20	2	60	8	2	3	UA100-R3-08020	●	194	139,00
8	20	3	60	8	2	3	UA100-R3-08030	●	194	139,00
10	25	0.5	75	10	2	3	UA100-R3-10005	●	357	255,00
10	25	1	75	10	2	3	UA100-R3-10010	●	357	255,00
10	25	1.5	75	10	2	3	UA100-R3-10015	●	357	255,00
10	25	2	75	10	2	3	UA100-R3-10020	●	357	255,00
10	25	2.5	75	10	2	3	UA100-R3-10025	●	357	255,00
10	25	3	75	10	2	3	UA100-R3-10030	●	357	255,00
12	30	0.5	75	12	2	3	UA100-R3-12005	●	431	308,00
12	30	1	75	12	2	3	UA100-R3-12010	●	431	308,00
12	30	1.5	75	12	2	3	UA100-R3-12015	●	431	308,00
12	30	2	75	12	2	3	UA100-R3-12020	●	431	308,00
12	30	2.5	75	12	2	3	UA100-R3-12025	●	431	308,00
12	30	3	75	12	2	3	UA100-R3-12030	●	431	308,00

Other dimensions and corner radius see www.edeco.se | www.edeco.dk

● = Stock ○ = 2 weeks

UP210-S4

4 fluted coated square solid carbide end mill, normal length

- Suitable for steels & cast iron (≤48 HRC)
- High performance AlCr series coating with high temperature resistance and high wear resistance.

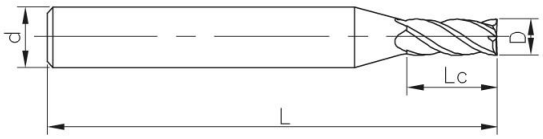

Fig1

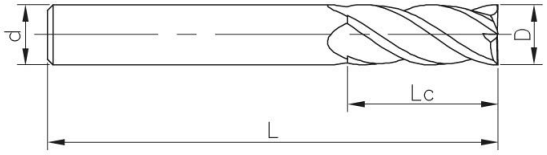

Fig2

Dimensions				Fig	z	Item no	Stock	Net price SEK	Net price DKK
D	Lc	L	d						
1	3	50	4	1	4	UP210-S4-01003	●	80	57,00
1.5	5	50	4	1	4	UP210-S4-01505	●	80	57,00
2	6	50	4	1	4	UP210-S4-02006	●	80	57,00
2.5	8	50	4	1	4	UP210-S4-02508	●	80	57,00
3	9	50	4	1	4	UP210-S4-03009	●	80	57,00
3.5	11	50	4	1	4	UP210-S4-03511	●	80	57,00
4	11	50	4	2	4	UP210-S4-04011	●	80	57,00
5	13	50	6	1	4	UP210-S4-05013	●	110	78,50
5.5	16	50	6	1	4	UP210-S4-05516	●	110	78,50
6	16	50	6	2	4	UP210-S4-06016	●	110	78,50
6.5	16	60	8	1	4	UP210-S4-06516	●	174	124,00
7	20	60	8	1	4	UP210-S4-07020	●	174	124,00
8	20	60	8	2	4	UP210-S4-08020	●	174	124,00
9	23	75	10	1	4	UP210-S4-09023	○	330	235,00
10	25	75	10	2	4	UP210-S4-10025	●	330	235,00
11	28	75	12	1	4	UP210-S4-11028	●	398	285,00
12	30	75	12	2	4	UP210-S4-12030	●	398	285,00
13	32	100	14	1	4	UP210-S4-13032	○	700	500,00
14	34	100	14	2	4	UP210-S4-14034	●	700	500,00
15	36	100	16	1	4	UP210-S4-15036	●	790	565,00
16	36	100	16	2	4	UP210-S4-16036	●	790	565,00
17	38	100	17	2	4	UP210-S4-17038	●	1040	745,00
18	45	100	18	2	4	UP210-S4-18045	●	1040	745,00
20	45	100	20	2	4	UP210-S4-20045	●	1190	845,00

● = Stock ○ = 2 weeks

UP210-SL4

4 fluted coated square solid carbide end mill, long length

- Suitable for steels & cast iron (≤48 HRC)
- High performance AlCr series coating with high temperature resistance and high wear resistance.

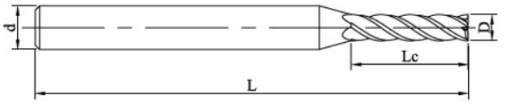

Fig1

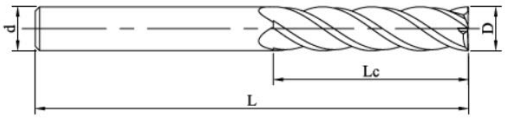

Fig2

SHANK h6 | 4 | AlCrSiN | 35° Helix | Square | P | M | K

Dimensions				Fig	z	Item no	Stock	Net price SEK	Net price DKK
D	Lc	L	d						
1	4	50	4	1	4	UP210-SL4-01004	●	104	74,00
2	10	50	4	1	4	UP210-SL4-02010	●	104	74,00
3	15	60	4	1	4	UP210-SL4-03015	●	107	76,50
4	30	75	4	2	4	UP210-SL4-04030	●	148	106,00
5	30	75	6	1	4	UP210-SL4-05030	●	175	125,00
6	30	75	6	2	4	UP210-SL4-06030	●	173	123,00
6	35	75	6	2	4	UP210-SL4-06035	●	175	125,00
8	40	100	8	2	4	UP210-SL4-08040	●	316	226,00
10	50	100	10	2	4	UP210-SL4-10050	●	436	311,00
12	45	100	12	2	4	UP210-SL4-12045	●	555	397,00
12	50	100	12	2	4	UP210-SL4-12050	●	570	409,00
14	45	100	14	2	4	UP210-SL4-14045	●	765	545,00
16	70	150	16	2	4	UP210-SL4-16070	●	1360	975,00
18	70	150	18	2	4	UP210-SL4-18070	●	1730	1230,00
20	70	150	20	2	4	UP210-SL4-20070	●	2040	1460,00

● = Stock ○ = 2 weeks

UPN210-S4

4 fluted coated roughing with chamfer, solid carbide end mill, normal length

- Suitable for steels & cast iron (≤48 HRC)
- High performance AlCr series coating with high temperature resistance and high wear resistance.

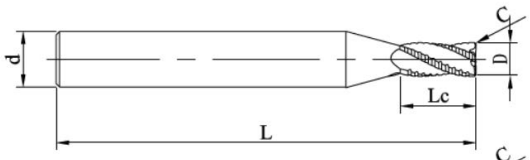

Fig1

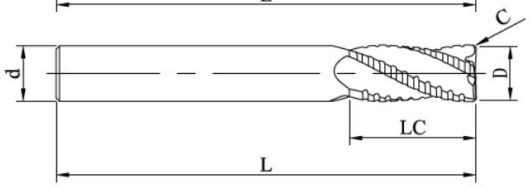

Fig2

SHANK h6 | 4 | AlCrSiN | 28° Helix | Chamfer | P | M | K

Dimensions					Fig	z	Item no	Stock	Net price SEK	Net price DKK
D	Lc	C	L	d						
6	16	0.2	50	6	2	4	UPN210-S4-06016	●	253	181
8	20	0.2	60	8	2	4	UPN210-S4-08020	●	409	292
10	25	0.3	75	10	2	4	UPN210-S4-10025	●	680	487
12	30	0.3	75	12	2	4	UPN210-S4-12030	●	815	585
16	36	0.4	100	16	2	4	UPN210-S4-16036	●	1590	1140
20	45	0.5	100	20	2	4	UPN210-S4-20045	●	2460	1760

● = Stock ○ = 2 weeks

UP210-L60 / L90 / L120

4 flutes, 60°, 90° and 120° Chamfer Endmills

- Suitable for steels & cast iron (≤48 HRC)
- High performance AlCr series coating with high temperature resistance and high wear resistance.
- Three different tip angle 60°/90°/120°

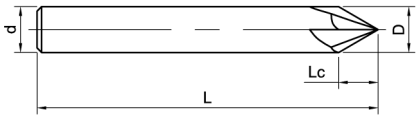

Fig1

D	Tol
D ≤ 12	0/-0.02
D > 12	0/-0.03

UP210 60°

Dimensions				Fig	z	Item no	Stock	Net price SEK	Net price DKK
D	Lc	L	d						
4	3.5	50	4	1	4	UP210-L60-04060	○	79	56,50
6	5.2	50	6	1	4	UP210-L60-06060	●	109	78,17
8	7	60	8	1	4	UP210-L60-08060	●	172	123,00
10	8.7	75	10	1	4	UP210-L60-10060	●	281	201,00
12	10.4	75	12	1	4	UP210-L60-12060	●	340	243,00
16	13.9	100	16	1	4	UP210-L60-16060	○	640	458,00
20	17.4	100	20	1	4	UP210-L60-20060	○	965	690,00

● = Stock ○ = 2 weeks

UP210 90°

Dimensions				Fig	z	Item no	Stock	Net price SEK	Net price DKK
D	Lc	L	d						
4	2	50	4	1	4	UP210-L90-04090	●	79	56,50
6	3	50	6	1	4	UP210-L90-06090	●	109	78,00
8	4	60	8	1	4	UP210-L90-08090	●	172	123,00
10	5	75	10	1	4	UP210-L90-10090	●	281	201,00
12	6	75	12	1	4	UP210-L90-12090	●	340	243,00
16	8	100	16	1	4	UP210-L90-16090	●	640	458,00
20	10	100	20	1	4	UP210-L90-20090	○	965	690,00

● = Stock ○ = 2 weeks

UP210 120°

Dimensions				Fig	z	Item no	Stock	Net price SEK	Net price DKK
D	Lc	L	d						
4	1.2	50	4	1	4	UP210-L120-0412	○	79	56,50
6	1.8	50	6	1	4	UP210-L120-0612	●	109	78,00
8	2.4	60	8	1	4	UP210-L120-0812	●	172	122,81
10	2.9	75	10	1	4	UP210-L120-1012	●	281	201,00
12	3.5	75	12	1	4	UP210-L120-1212	○	340	243,00
16	4.6	100	16	1	4	UP210-L120-1612	○	640	458,00
18	5.2	100	18	1	4	UP210-L120-1812	○	342	244,00
20	5.8	100	20	1	4	UP210-L120-2012	○	965	690,00

● = Stock ○ = 2 weeks

SS600-S4

4 fluted coated square solid carbide endmill, normal length

- Suitable for processing **high strength steel, precipitation hardening stainless steel, titanium alloy,** etc.
- Excellent slot milling performance, high cutting edge strength and anti-collapse edge.
- Unequal spiral and unequal graduation design, stable cutting process.
- Parabolic chip flute design with excellent chip removal ability.

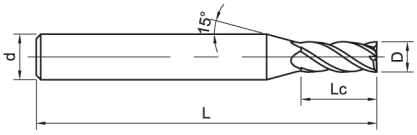

Fig1

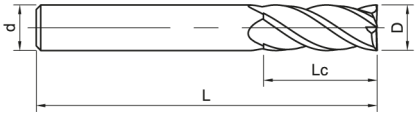

Fig2

SHANK h6 | 4 | TiAlN | 35°/38° Helix | Square | M | S

Dimensions				Fig	z	Item no	Stock	Net price SEK	Net price DKK
D	Lc	L	d						
1	3	38	3	1	4	SS600-S4-01003	○	88	62,50
1.5	6	38	3	1	4	SS600-S4-01506	○	88	62,50
2	6	50	4	1	4	SS600-S4-02006	●	116	83,00
2.5	6	50	4	1	4	SS600-S4-02506	○	116	83,00
3	9	50	4	1	4	SS600-S4-03009	●	116	83,00
3	9	50	6	1	4	SS600-S4-63009	○	163	116,00
4	11	50	4	2	4	SS600-S4-04011	●	116	83,00
4	11	50	6	1	4	SS600-S4-64011	○	163	116,00
4	14	50	4	2	4	SS600-S4-04014	○	120	85,50
5	13	50	6	1	4	SS600-S4-05013	●	163	116,00
6	16	50	6	2	4	SS600-S4-06016	●	163	116,00
8	20	60	8	2	4	SS600-S4-08020	●	277	198,00
10	25	75	10	2	4	SS600-S4-10025	●	443	316,00
12	26	83	12	2	4	SS600-S4-12026	●	580	413,00
14	26	83	14	2	4	SS600-S4-14026	○	985	700,00
16	32	92	16	2	4	SS600-S4-16032	●	1420	1010,00
20	38	100	20	2	4	SS600-S4-20038	●	1880	1340,00

● = Stock ○ = 2 weeks

The milling family is available in several other versions, contact Edeco for more info.

4 Square TiAlN	4 Flutes, Stub Length	SS600-SS4	D2 ~ D20
4 Square TiAlN	4 Flutes, Standard Length	SS600-S4	D1 ~ D20
4 Square TiAlN	4 Flutes, Long Shank	SS600-SH4	D2 ~ D20
5 Square TiAlN	5 Flutes, Standard Length	SS600-S5	D6 ~ D25
4 Corner-R TiAlN	4 Flutes, Conner Radius, Reduced Flute	SS600-RS4	D2 ~ D20
4 Corner-R TiAlN	4 Flutes, Corner Radius	SS600-R4	D2 ~ D20
4 Corner-R TiAlN	4 Flutes, Corner Radius, Long Shank Length	SS600-RH4	D4 ~ D20
5 Corner-R TiAlN	5 Flutes, Conner Radius	SS600-R5	D6 ~ D25
4 Ballnose TiAlN	4 Flutes, Ballnose	SS600-B4	D2 ~ D20

SH360-S4A

4 fluted coated square solid carbide endmill, normal length

- Suitable for finishing and semi-finishing of **45 ~ 65 HRC high hardness materials.**
- The substrate material with high strength and toughness is matched with the newly developed coating with high hardness, which can effectively extended service life of cutting tools.
- Unique groove structure, achieving excellent processing of high hardness steel.
- It is recommended to use oil cooling or oil mist.

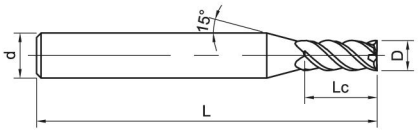

Fig1

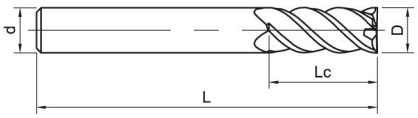

Fig2

SHANK h5 | 4 | TiAlSiN | 45° Helix | Square | L | P | H

Dimensions				Fig	z	Item no	Stock	Net price SEK	Net price DKK
D	Lc	L	d						
1	3	50	4	1	4	SH360S4A-1-3	●	132	94
1	3	50	6	1	4	SH360S4A-1-3-6	○	193	138
1.5	4	50	4	1	4	SH360S4A-1.5-4	●	132	94
1.5	4	50	6	1	4	SH360S4A-1.5-4-6	○	132	94
2	6	50	4	1	4	SH360S4A-2-6	●	132	94
2.5	8	50	4	1	4	SH360S4A-2.5-8	●	132	94
3	8	50	4	1	4	SH360S4A-3-8	●	132	94
4	11	50	4	2	4	SH360S4A-4-11	●	132	94
2	6	50	6	1	4	SH360S4A-2-6-6	○	193	138
3	8	50	6	1	4	SH360S4A-3-8-6	○	193	138
4	11	50	6	1	4	SH360S4A-4-11-6	○	193	138
5	13	50	6	1	4	SH360S4A-5-13	●	193	138
6	16	50	6	2	4	SH360S4A-6-16	●	193	138
8	20	60	8	2	4	SH360S4A-8-20	●	324	231
10	25	75	10	2	4	SH360S4A-10-25	○	555	398
10	30	75	10	2	4	SH360S4A-10-30	●	575	410
12	30	75	12	2	4	SH360S4A-12-30	●	680	487
14	32	100	14	2	4	SH360S4A-14-32	○	955	680
16	45	100	16	2	4	SH360S4A-16-45	●	1490	1070
20	45	100	20	2	4	SH360S4A-20-45	●	2250	1600

● = Stock ○ = 2 weeks

The milling family is available in several other versions, contact Edeco for more info.

2	TiAlSiN	2 Flutes, Standard Length	SH360-S2	D1-D12
4	TiAlSiN	4 Flutes, 45° Helix	SH360-S4A	D1-D20
4	TiAlSiN	4 Flutes, 45° Helix Long Shank Length	SH360-SH4A	D1-D20
6	TiAlSiN	6 Flutes, Standard Length	SH360-S6	D6-D20
6	TiAlSiN	6 Flutes, Long Flute Length	SH360-SL6	D6-D20
4	TiAlSiN	4 Flutes, Corner Radius	SH360-R4	D1 ~ D12
4	TiAlSiN	4 Flutes, Corner Radius, Long Shank Length	SH360-RH4	D4 ~ D12
2	TiAlSiN	2 Flutes, Ballnose	SH360-B2	D0.6 ~ D20
2	TiAlSiN	2 Flutes, Ballnose, Long Shank Length	SH360-BH2	D4 ~ D20
4	TiAlSiN	4 Flutes, Ballnose	SH360-B4	D3 ~ D16
4	TiAlSiN	4 Flutes, Ballnose, Long Shank Length	SH360-BH4	D3 ~ D16

SH360-R4

4 flutes, coated corner radius solid carbide endmill, normal length

- Suitable for finishing and semi-finishing of **45 ~ 65 HRC high hardness materials.**
- The substrate material with high strength and toughness is matched with the newly developed coating with high hardness, which can effectively extended service life of cutting tools.
- Unique groove structure, achieving excellent processing of high hardness steel.
- It is recommended to use oil cooling or oil mist.

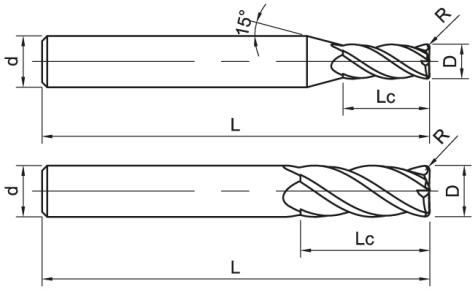

Fig1

Fig2

SHANK h5 | 4 | TiAlSiN | 35° Helix | Corner-R | L | P | H

Dimensions					Fig	z	Item no	Stock	Net price SEK	Net price DKK
D	Lc	R	L	d						
1	2.5	0.2	50	4	1	4	SH360R4-1-0.2	●	155	111
1.5	4	0.2	50	4	1	4	SH360R4-1.5-0.2	○	155	111
2	5	0.2	50	4	1	4	SH360R4-2-0.2	●	155	111
2	5	0.5	50	4	1	4	SH360R4-2-0.5	●	155	111
3	8	0.2	50	4	1	4	SH360R4-3-0.2	○	155	111
3	8	0.3	50	4	1	4	SH360R4-3-0.3	○	155	111
3	8	0.3	50	3	2	4	SH360R4-3-0.3-3	○	139	100
3	8	0.3	50	6	1	4	SH360R4-3-0.3-6	○	221	158
3	8	0.5	50	4	1	4	SH360R4-3-0.5	●	155	111
4	10	0.2	50	4	2	4	SH360R4-4-0.2	○	155	111
4	10	0.3	50	4	2	4	SH360R4-4-0.3	○	155	111
4	10	0.3	50	6	1	4	SH360R4-4-0.3-6	○	221	158
4	10	0.5	50	4	2	4	SH360R4-4-0.5	●	155	111
5	13	0.5	50	6	1	4	SH360R4-5-0.5	●	221	158
5	13	1	50	6	1	4	SH360R4-5-1	○	221	158
6	16	0.2	50	6	2	4	SH360R4-6-0.2	○	221	158
6	16	0.3	50	6	2	4	SH360R4-6-0.3	○	221	158
6	16	0.5	50	6	2	4	SH360R4-6-0.5	●	221	158
6	16	1	50	6	2	4	SH360R4-6-1	●	221	158
8	20	0.5	60	8	2	4	SH360R4-8-0.5	●	365	261
8	20	1	60	8	2	4	SH360R4-8-1	●	365	261
10	25	0.3	75	10	2	4	SH360R4-10-0.3	○	615	439
10	25	0.5	75	10	2	4	SH360R4-10-0.5	●	615	439
10	25	1	75	10	2	4	SH360R4-10-1	●	615	439
12	30	0.5	75	12	2	4	SH360R4-12-0.5	○	750	535
12	30	1	75	12	2	4	SH360R4-12-1	●	750	535
12	30	2	75	12	2	4	SH360R4-12-2	●	750	535

● = Stock ○ = 2 weeks

The milling family is available in several other versions, contact Edeco for more info.

2	TiAlSiN	2 Flutes, Standard Length	SH360-S2	D1-D12
4	TiAlSiN	4 Flutes, 45° Helix	SH360-S4A	D1-D20
4	TiAlSiN	4 Flutes, 45° Helix Long Shank Length	SH360-SH4A	D1-D20
6	TiAlSiN	6 Flutes, Standard Length	SH360-S6	D6-D20
6	TiAlSiN	6 Flutes, Long Flute Length	SH360-SL6	D6-D20
4	TiAlSiN	4 Flutes, Corner Radius	SH360-R4	D1 ~ D12
4	TiAlSiN	4 Flutes, Corner Radius, Long Shank Length	SH360-RH4	D4 ~ D12
2	TiAlSiN	2 Flutes, Ballnose	SH360-B2	D0.6 ~ D20
2	TiAlSiN	2 Flutes, Ballnose, Long Shank Length	SH360-BH2	D4 ~ D20
4	TiAlSiN	4 Flutes, Ballnose	SH360-B4	D3 ~ D16
4	TiAlSiN	4 Flutes, Ballnose, Long Shank Length	SH360-BH4	D3 ~ D16

ECU-Mill-Uni-LV

4 fluted shoulder milling cutter, long design with neck.
Low vibration

Design:

Milling cutter diameter:	3.00-20.00 mm
Coating:	MF20
Number of cutting edges:	z = 4
Helix angle:	36°/38,5°
Special features:	Unequal spacing

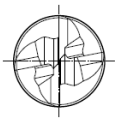

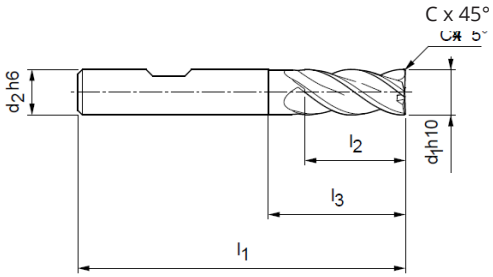

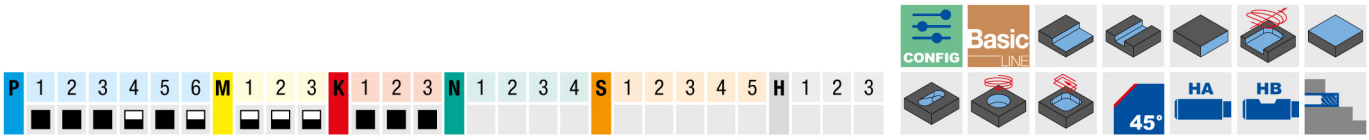

Dimensions						z	Item no	Stock	Net price SEK	Net price DKK
d1 h10	d2 h6	l1	l2	l3	C x 45°					
3	6	57	8	-	0.06	4	M4094.0300BD	●	276	197
4	6	57	11	-	0.08	4	M4094.0400BD	●	276	197
5	6	57	13	-	0.10	4	M4094.0500BD	●	292	209
6	6	57	13	20	0.12	4	M4094.0600BD	●	292	209
8	8	63	21	25	0.16	4	M4094.0800BD	●	344	246
10	10	72	22	30	0.20	4	M4094.1000BD	●	490	350
12	12	83	26	36	0.24	4	M4094.1200BD	●	635	452
16	16	92	36	42	0.32	4	M4094.1600BD	●	1210	860
20	20	104	41	53	0.40	4	M4094.2000BD	●	1700	1210

● = Stock ○ = 1–2 days

MILLER MAPAL GROUP

OptiMill®-Tro-Uni

5 fluted, shoulder milling cutter, 3/4/5xD design with neck, includes chip breaker. Dynamic milling

1CD - 1 chipbreaker/z
2CD - 2 chipbreaker/z
3CD - 3 chipbreaker/z

Design:

Milling cutter diameter:	4.00-20.00 mm
Coating:	MF3
Number of cutting edges:	z = 5
Helix angle:	41°/42°
Special features:	Unequal spacing

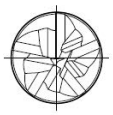

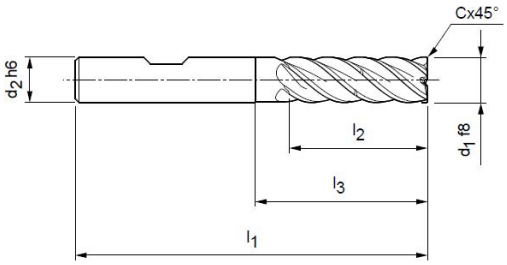

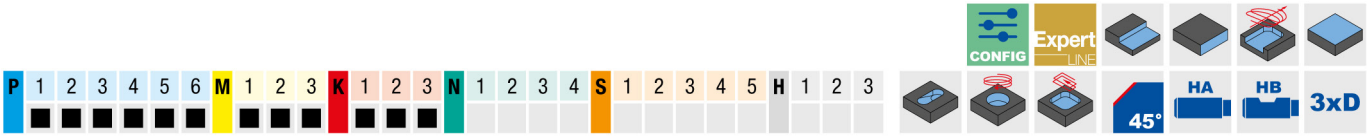

Dimensions						z	Item no	Stock	Net price SEK	Net price DKK
d1 f8	d2 h6	l1	l2	l3	C x 45°					
4	6	62	16	23	0.08	5	M3099.0400BY1CD	○	497	375
5	6	62	17	24	0.10	5	M3099.0500BY1CD	●	497	375
6	6	62	18	25	0.12	5	M3099.0600BY1CD	●	497	375
8	8	68	24	30	0.16	5	M3099.0800BY1CD	●	665	500
10	10	80	30	35	0.20	5	M3099.1000BY1CD	●	850	640
12	12	93	36	45	0.24	5	M3099.1200BY2CD	●	1130	855
14	14	99	42	50	0.28	5	M3099.1400BY2CD	●	1710	1290
16	16	108	48	55	0.32	5	M3099.1600BY2CD	●	1990	1500
20	20	126	60	70	0.40	5	M3099.2000BY2CD	●	3050	2300
5	6	66	20	–	0.10	5	M3099.4D.05.2CD	○	645	486
6	6	66	24	–	0.12	5	M3099.4D.06.2CD	●	645	486
8	8	74	32	–	0.16	5	M3099.4D.08.2CD	●	800	605
10	10	89	40	–	0.20	5	M3099.4D.10.2CD	●	1000	755
12	12	100	48	–	0.24	5	M3099.4D.12.2CD	●	1360	1020
16	16	123	64	–	0.32	5	M3099.4D.16.2CD	●	2180	1640
20	20	140	80	–	0.40	5	M3099.4D.20.2CD	●	3320	2510
8	8	81	40	–	0.16	5	M3099.5D.08.3CD	●	875	660
10	10	96	50	–	0.20	5	M3099.5D.10.3CD	●	1140	860
12	12	112	60	–	0.24	5	M3099.5D.12.3CD	●	1530	1160
16	16	136	80	–	0.32	5	M3099.5D.16.3CD	●	2430	1830
20	20	160	100	–	0.40	5	M3099.5D.20.3CD	○	3780	2850

● = Stock ○ = 1–2 days

MES190

Positive four edges shoulder milling
SDKT insert, inserts from other suppliers fits

- Curve edge design with small cutting resistance
- Multi-clearance angle design, ensure the inserts with higher strength and sharpness
- Available for face milling, shoulder milling, grooving milling.
- Suitable for semi-finishing and roughing machining of steel, cast iron and stainless steels

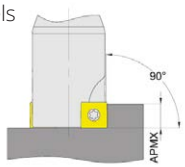

SD14: APMX =10.0mm

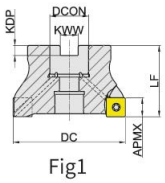

Fig1

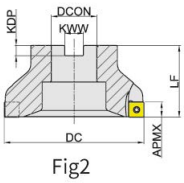

Fig2

D	z	Dimensions						Cooling	Fig	Suitable insert	Item no	Stock	List price SEK	List price DKK
		DC	DCON	LF	KWW	KDP	APMX							
50	4	50	22	40	10.4	6.3	10	✓	1	SDKT14T3	6181.1000	●	1210	860
50	5	50	22	40	10.4	6.3	10	✓	1	SDKT14T3	6181.1010	●	1370	980
63	5	63	22	40	10.4	6.3	10	✓	1	SDKT14T3	6181.1020	●	1410	1000
63	6	63	22	40	10.4	6.3	10	✓	1	SDKT14T3	6181.1030	●	1620	1160
80	6	80	27	50	12.4	7	10	✓	1	SDKT14T3	6181.1040	●	1740	1240
80	8	80	27	50	12.4	7	10	✓	1	SDKT14T3	6181.1050	●	2120	1510
100	7	100	32	50	14.4	8	10	x	2	SDKT14T3	6181.1060	●	2080	1490
100	8	100	32	50	14.4	8	10	x	2	SDKT14T3	6181.1070	●	2640	1890
125	8	125	40	63	16.4	9	10	x	2	SDKT14T3	6181.1080	○	2880	2060
125	10	125	40	63	16.4	9	10	x	2	SDKT14T3	6181.1090	●	3730	2670

More sizes, other no of teeth, unequal and other shanks available see www.edeco.se | www.edeco.dk

● = Stock ○ = 2 weeks

SDKT

One Side Four Edge Schoulder Milling

GL
Light

GM
Medium

GH
Heavy

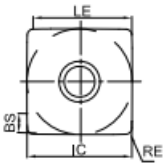

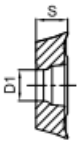

Benämning		LE	IC	S	BS	D1	RE	Item no	Stock	List price SEK	List price DKK
SDKT14T3PEER-GL-GA4225	P H	13.12	13.92	3.96	2.5	4.1	0.8	6181.0060	●	90,00	64,50
SDKT14T3PEER-GL-GP2115	P	13.12	13.92	3.96	2.5	4.1	0.8	6181.0080	●	98,50	70,50
SDKT14T3PEER-GL-GS4130	S	13.12	13.92	3.96	2.5	4.1	0.8	6181.0090	●	98,50	70,50
SDKT14T3PEER-GM-GA4225	P H	13.12	13.92	3.96	2.5	4.1	0.8	6181.0100	●	90,00	64,50
SDKT14T3PEER-GM-GA4230	P M K	13.12	13.92	3.96	2.5	4.1	0.8	6181.0110	●	98,50	70,50
SDKT14T3PEER-GM-GK2115	K	13.12	13.92	3.96	2.5	4.1	0.8	6181.0120	●	98,50	70,50
SDKT14T3PEER-GM-GM2140	M	13.12	13.92	3.96	2.5	4.1	0.8	6181.0130	●	98,50	70,50
SDKT14T3PEER-GM-GS4130	S	13.12	13.92	3.96	2.5	4.1	0.8	6181.0140	●	98,50	70,50
SDKT14T3PEER-GH-GK2115	K	13.12	13.92	3.96	2.5	4.1	0.8	6181.0020	●	98,50	70,50
SDKT14T3PEER-GH-GK4125	K	13.12	13.92	3.96	2.5	4.1	0.8	6181.0030	●	98,50	70,50
SDKT14T3PEER-GH-GP4225	P H	13.12	13.92	3.96	2.5	4.1	0.8	6181.0050	●	90,00	64,50

More choice of inserts, chipbreaker, grade etc see www.edeco.se | www.edeco.dk

● = Stock ○ = 2 weeks

Spare parts

	Insert	Description	Recommended Torque	Item no	Stock	List price SEK	List price DKK
	SDKT14T3	SI60M035100-05018IS	3.0N-m	65.05018IS	●	54,50	39,10
		Insert Screw Wrench		PTT15TB	●	125,00	89,00

● = Stock ○ = 2 weeks

MEE190

Negative six edges shoulder milling
WNGU insert, inserts from other supplier fits

- Negative six edges design, with high economical efficiency
- Negative double face and big rake angle design , improve strength and ensure sharpness
- The bottom edge is wipe edge, ensure the cutting surface with good quality
- Available for face milling, shoulder milling, grooving milling and so on
- Suitable for semi-finishing and roughing machining of steel, cast iron and stainless.

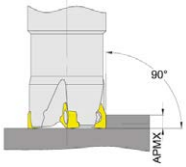

WN04: APMX =4.0mm
WN08: APMX =7.5mm

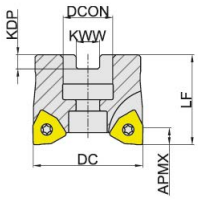

Fig1

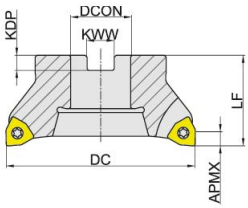

Fig2

D	z	Dimensions						Cooling	Fig	Suitable insert	Item no	Stock	List price SEK	List price DKK
		DC	DCON	LF	KWW	KDP	APMX							
50	4	50	22	40	10.4	6.3	7.5	x	1	WNGU0806	6559.0001	●	1530	1090
50	5	50	22	40	10.4	6.3	7.5	✓	1	WNGU0806	6559.0002	●	1620	1160
63	6	63	22	40	10.4	6.3	7.5	x	1	WNGU0806	6559.0003	●	1720	1230
80	7	80	27	50	12.4	7	7.5	x	1	WNGU0806	6559.0005	●	2350	1680
100	8	100	32	50	14.4	8	7.5	x	2	WNGU0806	6559.0007	●	2980	2130
125	7	125	40	63	16.4	9	7.5	x	2	WNGU0806	6559.0009	●	2870	2130
125	11	125	40	63	16.4	9	7.5	x	2	WNGU0806	6559.0008	●	3550	2530

More sizes, other no of teeth, unequal and other shanks available see www.edeco.se | www.edeco.dk

● = Stock ○ = 2 weeks

WNGU

Double Face Six Edge Schoulder Milling

GM
Medium

GH
Heavy

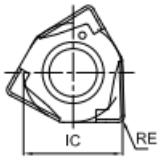

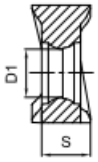

Description		IC	D1	S	RE	Item no	Stock	List price SEK	List price DKK
WNGU0806-GM-GA4230	P M K	12.48	4.6	6.45	0.8	6237.0001	●	196	140
WNGU0806-GM-GK2115	K	12.48	4.6	6.45	0.8	6237.0002	●	196	140
WNGU0806-GM-GK4125	K	12.48	4.6	6.45	0.8	6237.0003	●	196	140
WNGU0806-GM-GM2140	M	12.48	4.6	6.45	0.8	6237.0008	●	196	140
WNGU0806-GM-GP2115	P	12.48	4.6	6.45	0.8	6237.0006	●	196	140
WNGU0806-GM-GP4225	P H	12.48	4.6	6.45	0.8	6237.0007	●	194	139
WNGU0806-GM-GS4130	S	12.48	4.6	6.45	0.8	6237.0005	●	196	140
WNGU0806-GH-GK2115	K	12.48	4.6	6.45	0.8	6237.0020	●	196	140
WNGU0806-GH-GK4125	K	12.48	4.6	6.45	0.8	6237.0021	●	196	140
WNGU0806-GH-GP2115	P	12.48	4.6	6.45	0.8	6237.0022	●	196	140
WNGU0806-GH-GP4225	P H	12.48	4.6	6.45	0.8	6237.0023	●	177	126

More choice of inserts, chipbreaker, grade etc see www.edeco.se | www.edeco.dk

● = Stock ○ = 2 weeks

Spare parts

	Insert	Description	Recommended Torque	Item no	Stock	List price SEK	List price DKK
	WNGU0806	SI60M040100-05510IS	3.5N-m	65.05510IS	●	37,80	28,10
		Insert Screw Wrench		PTT15TB	●	125,00	89,00

● = Stock ○ = 2 weeks

MEB190

Positive two edges shoulder milling
APK(E)T insert, inserts from other supplier fits



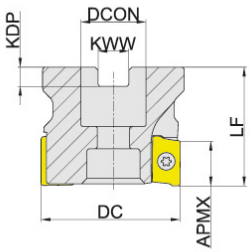

Fig1

- The edge is with curve type design to decrease the cutting resistance
- Match with corn milling cutter holder, with high milling efficiency
- There are geometries for aluminum alloy, suitable for machining of aluminum alloy
- Suitable for semi-finishing and roughing machining of steel, stainless steel, cast iron and aluminum alloy

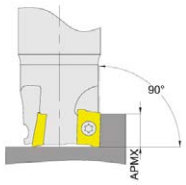

AP11: APMX =9.0mm
AP16: APMX =14.0mm

D	z	Dimensions						Suitable insert	Cooling	Item no	Stock	List price SEK	List price DKK
		DC	DCON	LF	KWW	KDP	APMX						
40	5	40	16	40	8.4	5.6	9	APK(E)T1135	✓	6561.0105	●	1240	885
50	4	50	22	40	10.4	6.3	14	APK(E)T1604	✓	6561.0110	●	1370	980
50	7	50	22	40	10.4	6.3	9	APK(E)T1135	✓	6561.0160	●	1610	1150
63	5	63	22	40	10.4	6.3	14	APK(E)T1604	✓	6561.0120	●	1650	1180
63	7	63	22	40	10.4	6.3	9	APK(E)T1135	X	6561.0125	●	2420	1730
80	7	80	27	50	12.4	7	14	APK(E)T1604	✓	6561.0130	●	1880	1340

More options for cutter body MEB190 see www.edeco.se | www.edeco.dk

● = Stock ○ = 2 weeks

MEB190

Side Clamp Type

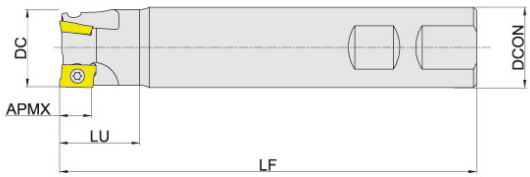

Fig4

Positive two edges shoulder milling
APK(E)T insert, inserts from other supplier fits

- The edge is with curve type design to decrease the cutting resistance
- Match with corn milling cutter holder, with high milling efficiency
- There are geometries for aluminum alloy, suitable for machining of aluminum alloy
- Suitable for semi-finishing and roughing machining of steel, stainless steel, cast iron and aluminum alloy.

D	z	Dimensions					Suitable insert	Cooling	Item no	Stock	List price SEK	List price DKK
		DC	DCON	LF	LU	APMX						
16	2	16	16	130	25	9	APK(E)T1135	X	6561.0010	●	605	431
16	2	16	16	200	50	9	APK(E)T1135	X	6561.0011	●	710	510
20	3	20	20	130	25	9	APK(E)T1135	✓	6561.0020	●	685	490
20	3	20	20	200	85	9	APK(E)T1135	✓	6561.0021	●	795	570
25	2	25	25	130	45	14	APK(E)T1604	✓	6561.0050	●	695	498
25	2	25	25	200	83	14	APK(E)T1604	✓	6561.0051	●	860	615
25	4	25	25	130	28	9	APK(E)T1135	✓	6561.0032	○	1280	915
32	3	32	32	130	40	14	APK(E)T1604	✓	6561.0060	●	980	700
32	3	32	32	200	54	14	APK(E)T1604	✓	6561.0070	●	980	700
40	3	40	32	150	45	14	APK(E)T1604	✓	6561.0090	●	1310	935

More options for cutter body MEB190 see www.edeco.se | www.edeco.dk

● = Stock ○ = 2 weeks

APK(E)T

Normal Two Edge Square-Shoulder Milling Cutter Insert

GL

Light

GM

Medium

GH

Heavy

NL

Aluminium

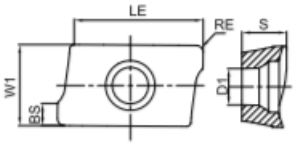

Description		LE	W1	S	BS	D1	RE	Item no	Stock	List price SEK	List price DKK
APKT113504R-GL-GA4230	P M K	10.5	7	3.5	2	3.2	0.4	6241.0020	●	71,00	51,00
APKT113504R-GM-GA4225	P H	10.5	7	3.5	2	3.2	0.4	6241.0050	●	64,50	46,10
APKT113504R-GM-GA4230	P M K	10.5	7	3.5	2	3.2	0.4	6241.0060	●	71,00	51,00
APKT113508R-GM-GS4130	S	15.2	7	3.5	2	3.2	0.8	6241.0175	●	71,00	51,00
APKT113508R-GM-GA4230	P M K	15.2	7	3.5	2	3.2	0.8	6241.0150	●	71,00	51,00
APKT113508R-GM-GM2140	M	15.2	7	3.5	2	3.2	0.8	6241.0480	●	71,00	51,00
APKT113508R-GM-GK4125	K	15.2	7	3.5	2	3.2	0.8	6241.0170	○	71,00	51,00
APKT113508R-GM-GA4225	P H	15.2	7	3.5	2	3.2	0.8	6241.0140	●	64,50	46,10
APKT160408R-GM-GA4225	P H	15.2	9.4	5.2	2.57	4.2	0.8	6241.0250	●	82,00	58,50
APKT160408R-GM-GA4230	P M K	15.2	9.4	5.2	2.57	4.2	0.8	6241.0260	●	91,00	65,00
APKT160408R-GM-GM2140	M	15.2	9.4	5.2	2.57	4.2	0.8	6241.0490	●	91,00	65,00
APKT160408R-GM-GK4125	K	15.2	9.4	5.2	2.57	4.2	0.8	6241.0280	●	91,00	65,00
APKT160408R-GM-GS4130	S	15.2	9.4	5.2	2.57	4.2	0.8	6241.0290	●	97,00	69,50
APKT160416R-GM-GA4230	P M K	15.2	9.4	5.2	2.57	4.2	1.6	6241.0380	●	91,00	65,00
APKT160432R-GM-GM2140	M	15.2	9.4	5.2	2.57	4.2	3.2	6241.0450	●	91,00	65,00
APKT113516R-GH-GK4125	K	10.5	7	3.5	2	3.2	1.6	6241.0200	●	71,00	51,00
APET113504R-NL-GN9125	N	10.5	7	3.8	1.92	3.2	0.4	6201.0015	●	132,00	94,50
APET160408R-NL-GN9125	N	15.2	9.44	4.92	2.64	4.2	0.8	6241.0520	●	120,00	85,50

More options for inserts, chip breakers, types etc see www.edeco.se | www.edeco.dk

● = Stock ○ = 2 weeks

Spare parts

	Insert	Description	Recommended Torque	Item no	Stock	List price SEK	List price DKK
	APKT1135	SI60M030072-04210S	1.8N-m	65.04210S	●	61,5	43,8
	APKT1604	SI60M035080-05314S	3.0N-m	65.05314S	●	43,7	31,2
	APKT1135	Insert Screw Wrench		PTT09PQ	●	124	88,5
	APKT1604	Insert Screw Wrench		PTT15PQ	●	139	99,5
	APKT1135	Insert Screw Wrench		PTT09TQ	●	217	155
	APKT1604	Insert Screw Wrench		PTT15TQ	●	152	108

● = Stock ○ = 2 weeks

MKB113

High Feed Milling

- Positive four edges high feed milling SDMT insert +MKB113 cutter holder
- With A big arc curve edge design, improve the strength of The R angle
- Suitable for roughing machining of steel, cast iron, stainless steel and difficult-to-cut material



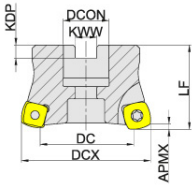

Fig1

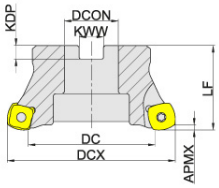

Fig2

D	z	Dimensions						APMX	Cooling	Fig	Suitable insert	Item no	Stock	List price SEK	List price DKK
		DC	DCX	DCON	LF	KWW	KDP								
50	4	34	50	22	40	10.4	6.3	2	x	1	SDMT1205	6518.0050	●	1710	1160
52	4	36	52	22	40	10.4	6.3	2	x	1	SDMT1205	6518.0130	●	1730	1180
63	4	47	63	22	40	10.4	6.3	2	x	1	SDMT1205	6518.0060	●	1830	1240
63	5	47	63	22	40	10.4	6.3	2	x	1	SDMT1205	6518.0080	●	1860	1260
80	5	64	80	27	50	12.4	7	2	x	1	SDMT1205	6518.0180	●	2020	1440
80	6	64	80	27	50	12.4	7	2	x	1	SDMT1205	6518.0140	●	2310	1570
100	6	84	100	32	50	14.4	8	2	x	2	SDMT1205	6518.0160	●	2580	1750
100	7	84	100	32	50	14.4	8	2	x	2	SDMT1205	6518.0170	●	2700	1840

More sizes, other no of teeth, unequal and other shanks available see www.edeco.se | www.edeco.dk

● = Stock ○ = 2 weeks

MKB113

High Feed Milling
Replaceable Tool Head

- Positive four edges high feed milling SDMT insert +MKB113 cutter holder
- With A big arc curve edge design, improve the strength of The R angle
- Suitable for roughing machining of steel, cast iron, stainless steel and difficult-to-cut material



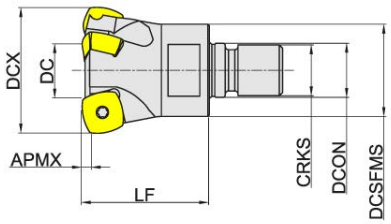

Fig5

D	z	Dimensions						APMX	Cooling	Fig	Suitable insert	Item no	Stock	List price SEK	List price DKK
		DC	DCX	DCSFMS	DCON	LF	CRKS								
32	2	16	32	28	17	40	M16	2	✓	5	SDMT1205	6518.0200	○	1330	950
32	3	16	32	28	17	40	M16	2	✓	5	SDMT1205	6518.0210	●	1390	995
35	3	19	35	29	17	40	M16	2	✓	5	SDMT1205	6518.0220	●	1390	995
40	3	24	40	29	17	40	M16	2	✓	5	SDMT1205	6518.0230	●	1460	1040

More sizes, other no of teeth, unequal and other shanks available see www.edeco.se | www.edeco.dk

● = Stock ○ = 2 weeks

SDMT

Four-edge High Feed Milling Inserts



GM

Medium

GH

Heavy

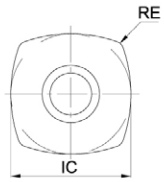

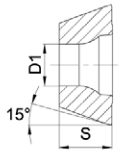

Description		IC	S	D1	RE	Item no	Stock	List price SEK	List price DKK
SDMT120512-GH-GA4225	P	12.7	5.56	4.4	1.2	6116.0010	●	91,50	62,00
SDMT120512-GH-GA4230	P M K	12.7	5.56	4.4	1.2	6116.0020	●	101,00	68,00
SDMT120512-GH-GA4325	P H	12.7	5.56	4.4	1.2	6116.0160	●	91,50	62,00
SDMT120512-GH-GK4125	K	12.7	5.56	4.4	1.2	6116.0110	●	101,00	68,00
SDMT120512-GH-GP2115	P H	12.7	5.56	4.4	1.2	6116.0170	●	101,00	68,00
SDMT120512-GM-GA4225	P	12.7	5.56	4.4	1.2	6116.0030	●	91,50	62,00
SDMT120512-GM-GA4230	P M K	12.7	5.56	4.4	1.2	6116.0040	●	101,00	68,00
SDMT120512-GM-GA4325	P H	12.7	5.56	4.4	1.2	6116.0130	●	92,00	62,50
SDMT120512-GM-GK4125	K	12.7	5.56	4.4	1.2	6116.0060	●	101,00	68,00
SDMT120512-GM-GM2140	M	12.7	5.56	4.4	1.2	6116.0150	●	101,00	68,00
SDMT120512-GM-GP2115	P H	12.7	5.56	4.4	1.2	6116.0140	●	101,00	68,00
SDMT120512-GM-GS4130	S	12.7	5.56	4.4	1.2	6116.0120	●	101,00	68,00

More sizes, other no of teeth, unequal and other shanks available see www.edeco.se | www.edeco.dk

● = Stock ○ = 2 weeks

Spare parts

	Insert	Description	Recommended Torque	Item no	Stock	List price SEK	List price DKK
	SDMT1205	SI60M040100-05510IS	3.5N-m	65.05510IS	●	37,80	28,10
		Insert Screw Wrench		6590.0360	●	65,00	44,40
		Insert Screw Wrench		PTT15TB	●	125,00	89,00

● = Stock ○ = 2 weeks

Hydraulic chuck HSK

HPH - High Performance Holder DIN 69893-A

Short heavy duty design

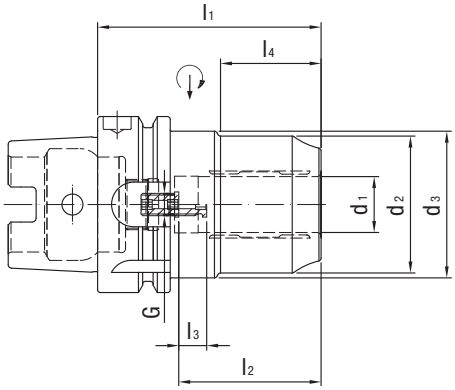

Chip | DIN 69893 | Form A | 3 µm | h6 | G 2.5 25000 min

Normal size HSK-A	Dimensions d_1	d_2	d_3	l_1	l_2	l_3	l_4	G	SW	Weight [kg]	Product code	Item no	Stock	Net price SEK	Net price DKK
63	12	42	52.5	80	46	10	34	M8x1	3	1.1	16.408.63.12.Z	54.30494132	○	**2570**	**1830**
63	20	49	52.5	80	51	10	36	M8x1	3	1.3	16.408.63.20.Z	54.30372363	●		
100	12	42	52.5	85	46	10	34	M8x1	3	2.1	16.408.100.12.Z	54.30515435	○	**3380**	**2420**
100	20	49	52.5	85	51	10	36	M8x1	3	2.6	16.408.100.20.Z	54.30436113	○		
100	32	68	72	100	61	10	42	M8x1	3	3.8	16.408.100.32.Z	54.30471219	○		

● = Stock ○ = 1–2 days

Hydraulic chuck SK

HPH - High Performance Holder ISO 7388-1, Form AD/AF

(prev. DIN 69871-AD/B), short heavy duty design

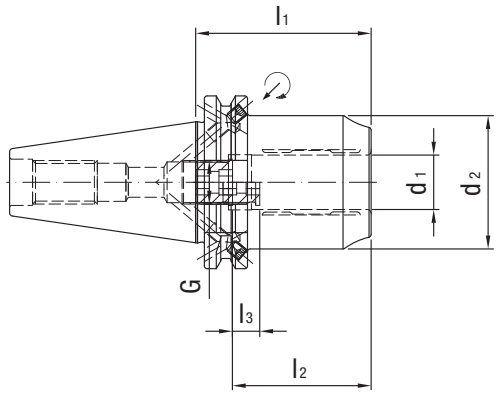

Chip | ISO 7388-1 | Form AD/AF | 3 µm | h6 | G 2.5 25000 min

Normal size SK / ISO	Dimensions d_1	d_2	l_1	l_2	l_3	G	SW	Weight [kg]	Product code	Item no	Stock	Net price SEK	Net price DKK
40	12	42	50	46	10	M8x1x13.5	3	1	15.408.40.12.Z	54.30494111	○	**2460**	**1760**
40	20	49	64.5	51	10	M16x1x13.5	8	1.4	15.408.40.20.Z	54.30372360	●		

WTE MAPAL GROUP

Hydraulic chuck BT

HPH - High Performance Holder ISO 7388-2 (JIS B6339)

Short heavy duty design, coolant supply as per ISO 7388-2, Form JD/JF

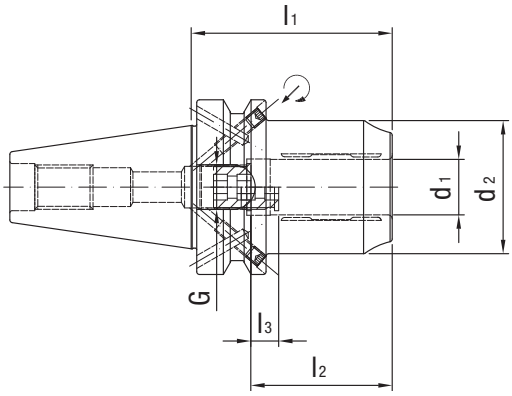

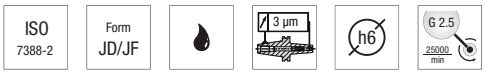

Normal size BT	Dimensions d_1	d_2	l_1	l_2	l_3	G	SW	Weight [kg]	Product code	Item no	Stock	Net price SEK	Net price DKK
40	12	42	58	46	10	M8x1x13.5	3	1	22.408.40.12.Z	54.30494128	○	**2460**	**1760**
40	20	49	72.5	51	10	M16x1x13.5	8	1.4	22.408.40.20.Z	54.30372364	●		
50	12	42	69	46	10	M8x1x13.5	3	3.4	22.408.50.12.Z	54.30515438	○	**2840**	**2030**
50	20	49	83.5	51	10	M16x1x13.5	8	4	22.408.50.20.Z	54.30435871	●	**2980**	**2130**
50	32	72	90	61	10	M16x1x13.5	8	4.6	22.408.50.32.Z	54.30471206	○		

● = Stock ○ = 1–2 days

ER COLLET SETS in wooden tray

Item no	Hylsa	D	Stock	Net price SEK	Net price DKK
5303.2501	ERC25 6 COLLETS Ø4/6/8/10/12/16	4–16	●	**600**	**429,00**
5304.3201	ERC32 6 COLLETS Ø6/8/10/12/16/20	6–20	●	**625**	**448,00**
5304.4001	ERC40 7 COLLETS Ø6/8/10/12/16/20/25	6–25	●	**835**	**595,00**

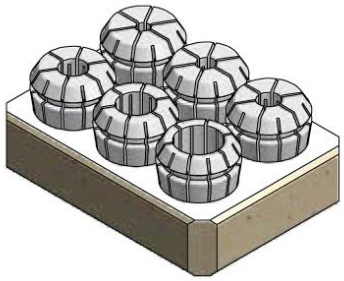

Turning inserts

Quality with attractive prices

A few different insert types with variants of chipbreakers and carbide grades/coatings.

Examples:

Item no: 6106.0310

CNMG120404-GF-GP1115

- GF for finishing of general steel and alloy steel.
- Sharp tool nose and strong cutting edge and good chip control under small cutting depth.

P

Listprice	
75:00 SEK	51:00 DKK

Item no: 6106.3500

CNMG160612-QM-GPT6120

- QM for semi-finishing of general steel and alloy steel.
- The design of step and wavy bosswidens the range of chip breaking.

P

Listprice	
160:00 SEK	108:00 DKK

Item no: 6106.2340

CNMG190616-QM-GP1225

- QM for semi-finishing of general steel and alloy steel.
- The design of step and wavy bosswidens the range of chip breaking.

P

Listprice	
174:00 SEK	119:00 DKK



Item no: 6114.1970

DNMG150608-LR-GM3225

- LR for stainless steel of roughing.
- Small rake angle and big cutting edge width with strong corner.
- Big chip breaker width and shallow.
- Large chip breaker width and shallow chip breaker depth to ensure good chip removal.

M

Listprice	
99:50 SEK	67:50 DKK

Item no: 6118.0600

SNMG120408-HK-GK1115

- HK for cast iron heavy cutting.
- Strong cutting edge, big chip pocket, good at big cutting depth and width.

K

Listprice	
69:50 SEK	47:20 DKK

Item no: 6124.2060

TNMG160408-LM-GM3215

- LM for semi-finishing of stainless steel and high temperature alloy.
- Variable rake angle and cutting edge width to ensure its sharpness and strength.
- Heart-shaped chip breaker with good chip breaking.

M

Listprice	
67:50 SEK	45:90 DKK

Item no: 6133.0190

WNMG060408-GF-GP1225

- GF for finishing of general steel and alloy steel.
- Sharp tool nose and strong cutting edge and good chip control under small cutting depth.

P

Listprice	
62:00 SEK	41:90 DKK

Item no: 6133.1050

WNMG080408-UK-GK1125

- UK for machining cast iron.
- Good performance after medium cutting for general conditions.

K

Listprice	
78:00 SEK	53:00 DKK

Item no: 6121.0020

TCGX090204-AL-GN9120

- AL for aluminum alloy cutting.
- Large rake angle, cutting edge sharpness.

N

Listprice	
76:00 SEK	51:50 DKK



Item no: 6135.0630

CCMT09T304-MM-GPT6120

- MM for light cutting of general steel, alloy steel and stainless steel.
- Sharp cutting edge, enables high surface quality.

P

Listprice	
60:00 SEK	40:70 DKK



Item no: 6138.0020

DCMT11T304-KM-GP1225

- KM for semi-finishing and roughing of general steel, alloy steel and cast iron.
- Variable land design, combine sharpness with fracture resistance.

P

Listprice	
59:00 SEK	39:80 DKK

Item no: 6301.0030

16ER1.50ISO-TC-GM3225

Threading insert ISO, size 16 (3/8) pitch 1.5, universal grade for steel, stainless etc

K

Listprice	
73:00 SEK	49:60 DKK

Item no: 6111.1090

CCGW09T304L-2-BHC115P

- Higher precision and longer tool life.
- New TiAlN coating provides the good resistance to notch wear,

H

Listprice	
590:00 SEK	396:00 DKK

Item no: 6111.1350

DCGW11T304M-2-BKN115P

- Higher precision and longer tool life.
- Uncoated grade with high hardness has excellent wear resistance.
- Recommended for finishing of grey cast irons.

K

Listprice	
438:00 SEK	297:00 DKK

Item no: 6180.0010

RNGN120400M-BHN135S

Solid CBN standard chamfer for interrupted and continous conditions

K

Listprice	
442:00 SEK	362:00 DKK

GESAC

Notes

Notes

WTE - Hydraulic chuck

GESAC - Cutting tools

MILLER - Endmill

DC SWISS - Threading tools

GESAC - Cutting tools

EDECO

EST. 1984

Edeco Tool AB • Edeco Tool ApS
Gräsdalsgatan 9, 653 36 Karlstad • Naverland 2, 2600 Glostrup
Tel +46 54 55 80 00 • Tel +45 70 60 20 29
edeco.se • edeco.dk

Version 2 • April 2025